



HAL
open science

A retrospective case-control study on menstrual cycle changes following COVID-19 vaccination and disease

Alexandra Alvergne, Gabriella Kountourides, M. Austin Argentieri, Lisa Agyen, Natalie Rogers, Dawn Knight, Gemma C Sharp, Jacqueline A Maybin, Zuzanna Olszewska

► To cite this version:

Alexandra Alvergne, Gabriella Kountourides, M. Austin Argentieri, Lisa Agyen, Natalie Rogers, et al.. A retrospective case-control study on menstrual cycle changes following COVID-19 vaccination and disease. *iScience*, 2023, pp.106401. 10.1016/j.isci.2023.106401 . hal-04044939

HAL Id: hal-04044939

<https://hal.umontpellier.fr/hal-04044939>

Submitted on 24 Mar 2023

HAL is a multi-disciplinary open access archive for the deposit and dissemination of scientific research documents, whether they are published or not. The documents may come from teaching and research institutions in France or abroad, or from public or private research centers.

L'archive ouverte pluridisciplinaire **HAL**, est destinée au dépôt et à la diffusion de documents scientifiques de niveau recherche, publiés ou non, émanant des établissements d'enseignement et de recherche français ou étrangers, des laboratoires publics ou privés.

Journal Pre-proof



A retrospective case-control study on menstrual cycle changes following COVID-19 vaccination and disease

Alexandra Alvergne, Gabriella Kountourides, M. Austin Argentieri, Lisa Agyen, Natalie Rogers, Dawn Knight, Gemma C Sharp, Jacqueline A Maybin, Zuzanna Olszewska

PII: S2589-0042(23)00478-9

DOI: <https://doi.org/10.1016/j.isci.2023.106401>

Reference: ISCI 106401

To appear in: *ISCIENCE*

Received Date: 31 January 2022

Revised Date: 13 December 2022

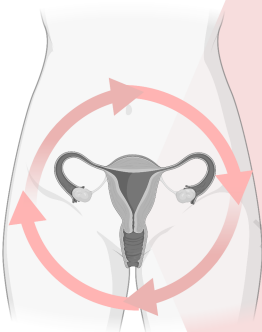
Accepted Date: 9 March 2023

Please cite this article as: Alvergne, A., Kountourides, G., Argentieri, M.A., Agyen, L., Rogers, N., Knight, D., Sharp, G.C., Maybin, J.A, Olszewska, Z., A retrospective case-control study on menstrual cycle changes following COVID-19 vaccination and disease, *ISCIENCE* (2023), doi: <https://doi.org/10.1016/j.isci.2023.106401>.

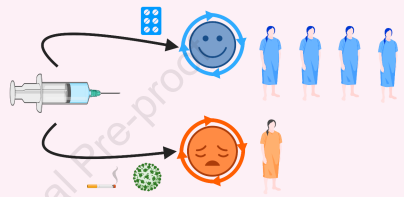
This is a PDF file of an article that has undergone enhancements after acceptance, such as the addition of a cover page and metadata, and formatting for readability, but it is not yet the definitive version of record. This version will undergo additional copyediting, typesetting and review before it is published in its final form, but we are providing this version to give early visibility of the article. Please note that, during the production process, errors may be discovered which could affect the content, and all legal disclaimers that apply to the journal pertain.

© 2023

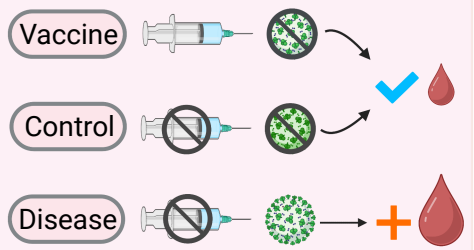
Perceived changes to menstrual cycles following COVID-19 vaccination and disease



Risk and protective factors



Menses after vaccine & disease



1 A retrospective case-control study on menstrual cycle
2 changes following COVID-19 vaccination and disease

3
4
5
6 Alexandra Alvergne^{1,2*+}, Gabriella Kountourides^{2*}, M. Austin Argentieri^{2,3}, Lisa Agyen⁴,
7 Natalie Rogers⁴, Dawn Knight⁴, Gemma C Sharp^{5,6}, Jacqueline A Maybin⁷, Zuzanna
8 Olszewska^{2*}

9
10
11
12
13 ¹ ISEM, Univ Montpellier, CNRS, IRD, Montpellier, France

14 ² School of Anthropology and Museum Ethnography, Oxford, UK

15 ³ Harvard/MGH Center on Genomics, Vulnerable Populations, and Health Disparities,
16 Massachusetts General Hospital, Boston, USA

17 ⁴ Long COVID Support

18 ⁵ MRC Integrative Epidemiology Unit, University of Bristol, UK

19 ⁶ School of Psychology, University of Exeter

20 ⁷ MRC Centre for Reproductive Health, University of Edinburgh, UK

21
22
23
24 + Lead contact : Alexandra Alvergne

25
26 E-mail: alexandra.alvergne@umontpellier.fr

27
28
29 * These authors contributed equally.

30

31 **Summary**

32

33 There has been increasing public concern that COVID-19 vaccination causes menstrual disturbance
34 regarding the relative effect of vaccination compared to SARS-CoV-2 infection. Our objectives were to
35 test potential risk factors for reporting menstrual cycle changes following COVID-19 vaccination and to
36 compare menstrual parameters following COVID-19 vaccination and COVID-19 disease. We performed
37 a secondary analysis of a retrospective online survey conducted in the UK in March 2021. In pre-
38 menopausal vaccinated participants (n=4,989), 18% reported menstrual cycle changes after their first
39 COVID-19 vaccine injection. The prevalence of reporting any menstrual changes was higher for women
40 who smoke, have a history of COVID-19 disease, or are not using oestradiol-containing contraceptives.
41 In a second sample including both vaccinated and unvaccinated participants (n=12,579), COVID-19
42 vaccination alone was not associated with abnormal menstrual cycle parameters while a history of
43 COVID-19 disease was associated with an increased risk of reporting heavier bleeding, 'missed' periods
44 and inter-menstrual bleeding.

45

46

47

48 Introduction

49
50

51 There has been substantial public concern that the COVID-19 pandemic has caused
52 disruption of menstrual cycles due to vaccination,¹⁻³ infection with the SARS-CoV-2
53 virus⁴, pandemic- related stress and lifestyle changes.⁵ Yet, the independent
54 contribution of each factor to menstrual cycle changes remains understudied,^{6,7}
55 particularly prior to media attention to the topic. This is despite rising awareness among
56 clinicians that the menstrual cycle should be used as a vital sign of female health^{8,9}
57 and that sex is a biological variable which should be considered in immunological
58 studies.¹⁰ Ultimately, the lack of data for investigating independent associations
59 between menstrual cycles and both COVID-19 vaccines and SARS-CoV-2 infection
60 limit our ability to clarify the impact of the COVID-19 pandemic on menstruation.¹¹ Such
61 knowledge is critical for advising women about the relative risk of experiencing
62 menstrual disturbance when getting vaccinated against COVID-19 versus infected with
63 SARS-CoV-2.

64

65 Before the COVID-19 pandemic, research on the relationship between vaccination and
66 menstrual cycle health had been limited to the prophylactic typhoid¹², HPV^{13,14} and
67 hepatitis B vaccines¹⁵. However, recent reports of menstrual disturbances following
68 COVID-19 vaccination in the media¹⁻³ and surveillance schemes (e.g., in the UK^{16,17}
69 and France¹⁸) have led to a surge of research.^{7,19-23} Prospective studies using samples
70 of app users not using hormonal contraception found that COVID-19 vaccination
71 changed cycle length by < 1 day,²⁴⁻²⁶ with similar findings in a prospective study of
72 3,858 pre-menopausal health professionals.⁷ In a recent prospective study of 79

73 participants recruited via social media, the subsequent menstrual episode following
74 COVID-19 vaccination occurred a mean of 2.3 days late after dose 1 and 1.3 days late
75 after dose 2.²⁰ Beyond cycle length, other studies have reported various changes in
76 regularity, duration and volume.^{19,20} For instance, in a sample of young participants
77 (18-30 years) drawn at random from the Norwegian National Population Registry,
78 heavy bleeding increased from 7.6% to 13.6% in the first cycle after vaccination, and
79 from 8.2% to 15.3% after the second vaccine dose²³. Recent data from a gender-
80 diverse sample receiving COVID-19 vaccination in the US suggests that changes in
81 the form of heavy and breakthrough bleeding affect many people.²² While there is
82 accumulating evidence that COVID-19 vaccination-related menstrual symptoms are
83 associated with small and temporary changes in cycle length^{19,24}, there has been no
84 quantitative assessment of the risk factors for menstrual disturbances following
85 COVID-19 vaccination prior to widespread media attention.

86

87 Contrasting with the emerging picture showing a small effect of COVID-19 vaccine on
88 cycle length, research on the associations between SARS-CoV-2 infection and
89 menstrual cycle changes is scarce and inconsistent.^{11,27} Early in the pandemic, a
90 cross-sectional hospital-based study conducted in China and including COVID-19
91 patients admitted to hospital (n=177) and controls (n=91), found that COVID-19
92 patients reported more changes in menstrual blood volume (control versus COVID-19,
93 5% versus 25%, $P < 0.001$) and cycle length (control versus COVID-19, 6% versus
94 28%, $P < 0.001$).²⁸ Note that the external validity of this study has been questioned as
95 the sample is biased towards women with multisystem dysfunction.²⁹ In a sub-sample
96 of 127 participants aged 18-45 years taken from a prospective cohort study of SARS-

97 CoV-2 positive cases (Arizona CoVHORT study), 16% reported changes in their
98 menstrual cycle, including irregular menstruation (60%), increase in premenstrual
99 symptoms (45%) and infrequent menstruation (35%).³⁰ Yet causality cannot be inferred
100 in this study due to the absence of a control group. Conversely, an association between
101 SARS-CoV-2 infection and cycle changes was not observed in a prospective study of
102 3,858 pre-menopausal health professionals taking part in the Nurses' Health Study 3.⁷
103 In this sample, the prevalence of infection was low (n=421, 11%) compared to
104 vaccination (n=3,527, 91%) and more than half of COVID positive individuals (n=223)
105 were vaccinated prior to infection,⁷ which may have limited the ability of the study to
106 detect small to moderate effects. Finally, in a study of 187 American women, having
107 detectable SARS-CoV-2 IgG antibodies was associated with a higher percentage of
108 self-reported menstrual irregularities (cycles not between 26-35 days in the 3 months
109 prior to survey) among unvaccinated women,³¹ suggesting that SARS-CoV-2 may lead
110 to abnormal cycle parameters. A study better powered to evaluate the independent
111 association of SARS-CoV-2 and abnormal cycle changes is needed to inform
112 vaccination decisions.

113

114 **Objectives of the study**

115 The objectives of this study were three-fold: (1) to identify the risk factors for reporting
116 any menstrual changes following COVID-19 vaccination, (2) to evaluate the
117 independent effect of COVID-19 disease and COVID-19 vaccination on menstrual
118 parameters as defined by the International Federation of Gynaecologists and
119 Obstetricians (FIGO),³² including menstrual frequency, regularity, duration, volume
120 and inter-menstrual bleeding, (3) to capture the types and breadth of menstrual

121 disturbances following COVID-19 vaccination in participants' written accounts. To do
122 this, we used a large retrospective cross-sectional study on menstruation somewhat
123 representative of those who menstruate in the UK. This was launched before UK media
124 coverage of concerns over menstrual vaccine side-effects and includes both
125 quantitative and textual data on menstrual cycle changes.

Journal Pre-proof

126 **Results**

127

128 **Self-reported menstrual cycle changes following COVID-19**

129 **vaccination**

130 **Sample characteristics**

131 Out of the 26,710 individuals who completed the survey, 8,539 (31%) reported having
132 been vaccinated, with either one (n=7,270) or two doses (n=1,269). Although the UK
133 vaccination campaign began by targeting older and at-risk populations, we did not
134 observe an over-representation of those over 40 years old. Of note, 54% of participants
135 were nulliparous and 49% had a university or college degree. We excluded participants
136 who did not have a period in the 12 months preceding the survey, those who were
137 post-menopausal or transitioning, breastfeeding or pregnant, and among those who
138 selected “Other changes”, those who contributed text to the effect of “too early to say”
139 when describing menstrual disturbances following COVID-19 vaccination (n=369, 64%
140 of those selecting the answer “Other changes”) (Figure 1). The final sample size of
141 vaccinated individuals was 4,989, of which 53% received the Oxford-AstraZeneca and
142 47% the Pfizer BioNTech vaccine (Table 1). The median age was 35 years old (IQR:
143 28 to 43), with most participants living in England (81%), self-reporting as white (95%)
144 and self-identifying as women (99%).

145

146 **Risk factors for COVID-19 vaccine-related changes in menstrual cycles**

147 Eighty-two percent of eligible participants reported no changes to their menstrual
148 cycles following COVID-19 vaccination. Only 6.2% reported more disruption, 1.6%
149 reported less disruption and 10.2% reported “Other changes”, which could be

150 interpreted as any changes in cycle length and regularity, period duration and volume
151 of menstrual bleeding as well as premenstrual symptoms.

152

153 The univariable analyses show that reporting any changes to menstrual cycles after
154 COVID-19 vaccination is associated with contraceptive type, smoking behaviour,
155 COVID-19 disease history and menstrual cycle changes over the last year (Figure 2).
156 Reporting changes to menstrual cycles after COVID-19 vaccination was not associated
157 with age, body mass index, ethnic group, gender, marital status, physical activity,
158 income, education, place of residence, cycle length, period length, irregular cycles,
159 heavy bleeding, vaccine type, vaccine timing, parity, life satisfaction changes,
160 medication use, use of vitamins/supplements, endometriosis, polycystic ovary
161 syndrome, thyroid disease, uterine polyps, uterine fibroids, inter cystitis and eating
162 disorders (Figure 2; Table S1).

163

164 The multivariable analyses show that the prevalence of menstrual cycle changes after
165 COVID-19 vaccination is 33% lower among users of combined contraceptives
166 (PR=0.57, 95CI=[0.43 to 0.75], FDR P-value = 0.0002) while current smokers are 1.3
167 times as likely to report any changes (PR=1.31, 95CI=[1.1 to 1.58], FDR P-value =
168 0.006) and individuals with a positive COVID-19 disease history are 37 to 46% as likely
169 to report menstrual changes post-vaccination [Long Covid (PR=1.46, 95CI=[1.22 to
170 1.75], FDR P-value = 0.00009), acute COVID-19 (PR=1.40; 95CI=[1.20 to 1.62], FDR
171 P-value=0.00003); self-diagnosed positive (PR=1.50, 95CI=[1.25 to 1.80], FDR P-
172 value = 0.00005), tested positive (PR=1.37, 95CI=[1.16 to 1.62], FDR P-value =
173 0.0008, Figure 3, Table S1). The effects remain significant after adjusting for self-

174 reported overall magnitude of menstrual cycle changes over the year preceding the
175 survey which is positively associated with the risk of reporting any changes (PR=1.13,
176 95CI=[1.05 to 1.21], $P=0.003$). The findings were replicated when using complete case
177 analyses with unimputed data, indicating that the results are not an artefact of the
178 missing data imputation process (Table S2).

179
180

181 **Risk for 'abnormal' menstrual characteristics**

182 **Sample characteristics**

183 To investigate independent effects of COVID-19 vaccination and COVID-19 disease
184 on abnormal menstrual parameters as defined by the FIGO criteria for Abnormal
185 Uterine Bleeding³², we conducted additional analyses including participants who were
186 not vaccinated, leading to a final sample of 12,579 (Figure 4). We compared menstrual
187 cycle parameters across 4 groups (Table 2): (1) participants vaccinated with 1 or 2
188 doses but without a history of COVID-19 disease (Vax, $n=3,635$, 29%); (2) participants
189 previously diagnosed with COVID-19 disease and vaccinated (Covax, $n=1,354$, 11%);
190 (3) unvaccinated participants previously diagnosed with COVID-19 disease (Cov, $n=$
191 $1,802$, 14%); (4) Participants neither vaccinated nor previously diagnosed with COVID-
192 19 disease at the time of the survey (None, $n=5,788$, 46%). The relationships between
193 cycle parameters and the history of COVID-19 disease and vaccination are adjusted
194 for relevant cycle parameters before the pandemic, age, BMI, contraceptive use, and
195 reproductive disease at baseline (Table S3).

196

197

198 **Cycle parameters**

199 **Cycle frequency** For this analysis we excluded participants who reported “Too
200 irregular to say” for the outcome variable “*Cycle length during the pandemic*” (n=889),
201 as we were interested in ascribing frequency. Across all groups of remaining
202 participants (n=11,690), the most probable outcome is to report normal cycles
203 (between 24 and 38 days, 70.2%), followed by frequent (<24 days, 26.4%) and
204 infrequent cycles (>38 days, 3.3%, Figure 5). The relative risk of frequent vs. normal
205 cycles and the relative risk of infrequent vs. normal cycles do not vary significantly
206 between the vaccinated only group and the control group (no vaccination and no
207 infection), suggesting vaccination alone does not associate with abnormal cycle
208 frequency (Table S3, Figure 5). However, compared to being vaccinated only, a history
209 of COVID-19 disease increases the relative risk of frequent vs. normal cycles by 30%
210 (Cov: RRR = 1.3, 95CI = [1.06 to 1.6], FDR P-value = 0.050; Covax: OR = 1.32, 95CI
211 = [1.06 to 1.64], FDR P-value = 0.052), the probability of reporting frequent cycles
212 increasing from 26% in the vaccinated-only group to 34% in the COVID-19 disease
213 groups. There are no significant differences between the vaccinated-only group and
214 the COVID-19 disease-only group (Cov: RRR=1.06; 95CI = [0.91 to 1.25], FDR P-value
215 = 0.618).

216

217 Finally, the odds for reporting “missed” and/or “stopped” periods do not vary between
218 the control group and the vaccinated-only group (Control: PR = 0.96, 95CI = [0.82 to
219 1.13], FDR P-value = 0.62), but increase by 27% in the COVID-19 disease-only group
220 (Cov: PR = 1.27, 95CI = [1.05 to 1.54], FDR P-value = 0.032, Table S3), with the

221 probability of reporting missing or stopped periods increasing from 7% in the
222 vaccinated-only group to 9% in the COVID-19 disease-only group (Figure 5). A
223 significant increase is not observed for participants who are also both infected and
224 vaccinated (Covax: PR = 1.14, 95CI = [0.92 to 1.41], FDR P-value = 0.296). Baseline
225 cycle frequency and contraceptive and reproductive disease at baseline do not
226 influence the association between a history of COVID-19 and cycle frequency during
227 the pandemic (models including interaction effects are worse fits to the data than a
228 model without interaction, Table S4).

229

230 **Cycle regularity** Across all groups of participants, the most probable outcome is to
231 report regular cycles at the time of survey (less than 10 days difference between
232 shortest and longest cycles, 79.7%), followed by highly irregular (over 20 days
233 difference, 10.5%) and somewhat irregular (between 10-20 days difference, 9.8%,
234 Figure 5). The relative risks of reporting irregular vs. regular cycles are not associated
235 with COVID-19 vaccination and disease history in this sample (Table S3, Figure 5).

236

237 **Period duration** There are no significant differences in the prevalence of periods
238 longer than 8 days between the vaccinated-only group and the control group (PR =
239 1.05, 95CI [0.74; 1.49], FDR P-value = 0.8284, Table S3, Figure 5). Compared to the
240 vaccinated-only group, the prevalence of periods longer than 8 days is increased by
241 65% for the group combining both COVID-19 vaccination and disease (PR = 1.65, 95CI
242 [1.08; 2.54], FDR P-value = 0.0474), a tendency not observed for those with a history
243 of COVID-19 disease only (PR = 1.44, 95CI [0.94; 2.21], FDR P-value = 0.1446, Table
244 S3). The associations do not depend on initial period length category, reproductive

245 disease at baseline or contraceptive uptake in this dataset as models including an
246 interaction between any of those variables and COVID-19 vaccination and disease
247 history are worse fits to the data than a model without interaction (Table S4).

248

249 **Flow volume** Across all groups of participants, the most probable outcome is 'No
250 changes' (40.9%), followed by 'heavier' (25.1%), 'heavier and lighter' (19.1%) and
251 'lighter' (14.9%). There are no significant differences between the vaccinated-only and
252 the control groups for the relative risks of 'heavier' vs. 'normal' periods (RRR = 0.96,
253 95CI = [0.85 to 1.1], FDR P-value = 0.752), 'lighter' vs. 'normal' periods or 'lighter and
254 heavier' vs. 'normal' periods. As compared to being vaccinated only, a history of
255 COVID-19 disease increases the risk of heavier vs. normal periods by ca. 38% (Cov:
256 RRR = 1.38, 95CI = [1.17 to 1.63], FDR P-value = 0.0006; Covax: RRR = 1.39, 95CI
257 = [1.16 to 1.66], FDR P-value = 0.0015) and the risk of 'lighter' periods vs. 'no changes'
258 by 29% (Covax: RRR = 1.29, 95CI = [1.05 to 1.59], FDR P-value = 0.05). In absolute
259 terms, the predicted probability of reporting heavier periods increases from 25% in the
260 vaccinated-only group to 34% for participants in the COVID-19 only group (Figure 5).
261 The associations do not depend on initial period flow, reproductive disease at baseline
262 or contraceptive uptake in this dataset as models including an interaction between any
263 of those variables and COVID-19 vaccination and disease history are worse fits to the
264 data than a model without interaction (Table S4).

265

266 **Intermenstrual bleeding (IMB)** Across all groups of participants, the most probable
267 outcome for spotting mid-cycle during the pandemic compared to before is 'no
268 changes' (73%) followed by 'more' (18.5%), 'less' (3.1%) and 'sometimes more and

269 sometimes less' (5.4%). There are no significant differences between the vaccinated-
270 only and the control groups for the relative risks of 'more' vs. 'no changes' for IMB
271 (RRR = 0.99, 95CI = [0.85 to 1.15], FDR P-value = 0.953). As compared to the
272 vaccinated-only group, the risk of reporting subjectively more spotting mid-cycle than
273 pre-pandemic increases from 18% to 23% for participants with a history of COVID-19
274 disease (Cov: RRR = 1.31, 95CI [1.09; 1.58], $P = 0.0149$; Covax: RRR = 1.30, 95CI
275 [1.06; 1.59], FDR P-value = 0.0338). The associations do not depend on reproductive
276 disease at baseline or contraceptive uptake in this dataset as models including an
277 interaction between any of those variables and COVID-19 vaccination and disease
278 history are worse fits to the data than a model without interaction (Table S4). The
279 findings remaining significant after Bonferroni correction (heavy bleeding and IMB)
280 were replicated when using complete case analyses with unimputed data (Table S5).

281

282 **Textual description of menstrual cycle changes following COVID-19**

283 **vaccination**

284 **Most common changes reported**

285 The analysis of text written by participants who selected "Other changes" (n= 574, 57%
286 of those reporting any changes) rather than "MORE disruption" or "LESS disruption"
287 showed concerns over cycle length and menstrual bleeding patterns. The most
288 common unigrams (individual words) were "late", "bleed", "early", "long", "heavy",
289 "spotting", "short", "pain" and "stop" and the most common bigrams (pairs of adjacent
290 words) were "day late", "period start", "heavy bleed", and "late period" (Figure 6). While
291 many reported menstrual cycle changes that entailed heavier bleeding/periods, there

292 was no one single pattern of symptoms, with changes including both early and late
293 periods, and diverse experiences reported (from “miss period” to “heavy bleed”).

294

295 **Associations between symptoms**

296 Only a few symptoms are correlated ($\phi < -0.2$ or $\phi > 0.2$). “Cramps” positively correlate
297 with “pain” and “heavy” and “bleed” negatively correlates with “late”. Further, “lighter”
298 positively correlates with “normal”, as participants report that “*period was two days late,*
299 *and lighter than normal*”. However, “lighter” and “late” do not co-occur more than
300 expected by chance (Figure 7).

301

302

303 **Clusters of words**

304 Different clusters of symptoms emerge from the text, such as irregular periods, heavy
305 cramps, and pain. However, the “pain” cluster encompassed many words that are
306 weakly correlated, suggesting a diversity of pain experience. There was also some
307 uncertainty regarding which changes do occur, with participants finding it “*hard to say*
308 *if the irregular periods are still due to covid or the vaccination*”. When only correlations
309 >0.20 were considered (Figure 8), 4 clusters emerged: “heavy, painful, cramps”,
310 “irregular, disruption”, “lot, clot”, and an experiential cluster “symptom, experience,
311 pain, increase, feel”. Notably, various pain experiences that do not directly relate to
312 menstrual cramps were reported in the main text, including stomach pain and
313 headache.

314

315

316 **Discussion**

317

318 There has been public concern over the possibility that vaccination against COVID-19
319 leads to changes in menstrual cycles. Counselling women who are considering
320 vaccination against COVID-19 thus requires identifying the risk factors for experiencing
321 menstrual cycle changes following COVID-19 vaccination, as well as information on
322 the relative risk of vaccines versus infection with SARS-CoV-2 for driving menstrual
323 cycle changes. Using data collected in the UK prior to widespread media attention to
324 menstrual disturbances following COVID-19 vaccination, this study found that (1)
325 perceived menstrual cycle changes following vaccination are 'very common' given
326 international pharmacovigilance standards (i.e. over 10%), (2) these perceived
327 menstrual cycle changes are increased for participants reporting a history of COVID-
328 19 disease, but decreased among those who use combined contraceptives, (3)
329 vaccination alone does not lead to abnormal cycle parameters as defined by FIGO, but
330 a history of COVID-19 disease is associated with an increased risk of reporting
331 frequent cycles (<24 days), prolonged periods (>8 days), heavier period flow and more
332 inter-menstrual bleeding and, (4) experiences of cycle changes after COVID-19
333 vaccination are diverse, including light and heavy bleeding as well as early and late
334 periods. The results have implications for evidence-based counselling tailored to
335 individual circumstances.

336

337 **Meaning of the study**

338 Most menstruating people in our sample (82%) did not experience menstrual changes
339 following COVID-19 vaccination. Further, we did not find vaccination to be associated

340 with “abnormal” cycle parameters, as defined by FIGO, and we found no difference in
341 the risk of reporting frequent or infrequent cycles, irregular cycles, long period duration
342 (+8 days), heavy periods or inter-menstrual bleeding between vaccinated-only
343 participants and the control group (not vaccinated and without a history of COVID-19
344 disease). This provides reassuring data suggesting that COVID-19 vaccination will not
345 lead to menstrual changes in most people, which can be helpful when counselling
346 reproductive-aged women about COVID-19 vaccination and menstrual changes.
347 However, 18% did report menstrual disturbance following COVID-19 vaccination, a
348 proportion that is above the threshold for a ‘very common’ ($\geq 1/10$) adverse reaction
349 according to international pharmacovigilance standards.³³ For instance, the rate of
350 menstrual cycle changes assessed through self-report is more frequent than systemic
351 side-effects after the first dose of the Pfizer vaccine (13.5%), according to data
352 collected in the COVID Symptom Study app.³⁴ Given the retrospective nature of the
353 survey, we cannot attribute changes to the vaccine as participants may have perceived
354 normal menstrual variability. Nevertheless, clinicians should consider counselling
355 women about possible menstrual effects following COVID-19 vaccination, while
356 emphasising the need to seek medical advice if they are severe and lasting more than
357 one cycle or involving “red flag” symptoms such as inter-menstrual bleeding, post-coital
358 bleeding, or post-menopausal bleeding. This study also suggests that current smoking
359 and having had COVID-19 increase the risk of experiencing menstrual disturbance
360 following COVID-19 vaccination and that those on the combined oral contraceptive pill
361 (COCP) are less likely to experience menstrual disturbance. Knowledge of risk factors
362 may help tailor advice to individuals who menstruate prior to COVID-19 vaccination.
363

364 Risk factors for menstrual cycle changes following COVID-19 vaccination

365 Our finding that using combined oral contraceptives decreases the risk of reporting
366 menstrual changes post-vaccination by 50% contrasts with those obtained by similar
367 online surveys in the US³⁵ and in the UK.³⁶ While a previous US study found “*very little*
368 *difference between respondents with spontaneous and hormonally contracepting*
369 *cycles in the rate of post-vaccine heavy menstrual flow*”,³⁵ a UK-based study found that
370 “*people on hormonal contraception were more likely to report a change to menstrual*
371 *flow*”.³⁶ The authors of the latter study attribute their finding to a reporting bias, where
372 people using hormonal contraception to decrease their blood flow may be particularly
373 motivated to respond to the survey.³⁶ Of note is that the effect of hormonal
374 contraception is not directly comparable across samples, as our study distinguished
375 between oestradiol-containing and progestogen-only contraceptives, noting a
376 decreased risk of reporting any menstrual changes only for those using oestradiol-
377 based contraceptives. The protective effect of combined contraceptives for cycle
378 changes post-vaccination has been replicated in another study.³⁷

379
380 We found that smokers were more at risk of reporting menstrual disturbances following
381 vaccination against COVID-19. Previous studies found that heavy smoking (> 20
382 cigarettes/day) was associated with a shortening of the follicular phase, irregular cycles
383 and possible increased risk of anovulation.³⁸ Thus, it could be that smokers
384 misattribute cycle irregularity to the vaccine rather than to smoking if they are more
385 attentive to their cycles after vaccination because they already experience irregular
386 cycles. Alternatively, smoking could impact vaccine side-effects more generally
387 through its impact on the immune system, although there is no link published on

388 vaccine side-effects and smoking. Yet, given that smoking induces systemic chronic
389 inflammation, smokers may be at an increased risk of menstrual cycle disturbance due
390 to an exacerbation of inflammation following vaccination against COVID-19.

391

392 Our study shows no association between the brand of vaccine (Pfizer vs. AstraZeneca)
393 nor the number of doses (1 vs. 2) with post-vaccination menstrual changes. This result
394 is in line with reports made on the Yellow Card surveillance scheme reporting, and with
395 other studies comparing menstrual changes following the Pfizer and Moderna
396 vaccines,³⁵ or between the Pfizer, AstraZeneca and Moderna vaccines.³⁶

397

398 The absence of any association between pre-existing reproductive conditions and self-
399 reported changes partly differs from the findings of other studies. In a previous UK
400 study, participants with PCOS and endometriosis were “somewhat” more likely to
401 report, respectively, a later and earlier timing of cycle after vaccination (borderline
402 significance), but participants with a pre-existing diagnosis of fibroids and heavy
403 menstrual bleeding were not more likely to report a change in flow as compared to
404 others.³⁶ Conversely, in the US study,³⁵ participants diagnosed with fibroids were
405 slightly more likely to experience heavier bleeding. Altogether, the findings indicate that
406 there are no strong associations between pre-existing gynaecological conditions and
407 menstrual cycle changes.

408

409 **COVID-19 disease and risk of ‘abnormal’ cycle parameters**

410 The results from our analyses suggest that SARS-CoV-2 infection is potentially more
411 concerning than COVID-19 vaccine for causing menstrual cycle changes categorized

412 as 'abnormal' in the FIGO System of nomenclature for abnormal uterine bleeding.³²
413 While participants who are vaccinated do not experience more abnormal cycle
414 parameters than unvaccinated participants during the pandemic, a history of COVID-
415 19 disease was associated with an increased tendency of reporting frequent cycles
416 (<24 days), periods stopping and long period duration (8+ days), and a significant
417 increased risk of reporting heavier flow and inter-menstrual bleeding. Those outcomes
418 may result from various causes including ovarian irregularities, uterine issues,
419 inflammation and hormonal imbalances. For instance, frequent cycles may suggest
420 anovulatory cycles, short luteal phase (<10 days) and low progesterone levels, which
421 may compromise fertility in the subsequent cycle immediately following the short luteal
422 phase.³⁹ To date, there is no evidence that a history of asymptomatic or mild SARS-
423 CoV-2 infection leads to negative outcomes of IVF treatments,^{40–42} but results from IVF
424 cannot be generalizable to populations without a history of Infertility or with severe
425 COVID symptoms. This study also found that a history of COVID-19 disease increases
426 the risk of reporting "missing" or "stopped" periods. This association must be
427 interpreted with caution because the variable does not map onto the medical definition
428 of amenorrhea (cessation of previously regular menses for 3 months) and merely
429 captures participants' perception. Yet, this finding echoes a recently published case of
430 secondary amenorrhea following SARS-CoV-2 infection in a 36-year-old healthy
431 woman, suggesting greater attention should be focused on SARS-CoV-2-induced
432 hypothalamic–pituitary dysfunction.⁴³ As compared to individuals who are vaccinated,
433 a history of COVID-19 disease is significantly associated with an increased risk of
434 reporting more inter-menstrual bleeding and heavier bleeding during the pandemic,
435 which is in line with previous studies showing an association between abnormal uterine

436 bleeding and both subclinical Chlamydia infection⁴⁴ and dengue fever⁴⁵. There is
437 currently limited data on the associations between COVID-19 disease and human
438 reproduction beyond the effect of SARS-CoV-2 infection during pregnancy and IVF
439 treatments⁴². The results here suggest that a history of COVID-19 disease can, in
440 some cases, lead to abnormal cycle parameters, whereas receiving a COVID-19
441 vaccine does not. This is in line with a recent study showing a relationship between
442 SARS-CoV-2 antibodies and menstrual irregularities³¹.

443

444

445 **Unanswered questions and future research**

446 The association between a history of SARS-CoV-2 infection and menstrual
447 disturbances post-vaccination in this study may be partly due to the effect of prior
448 infection with SARS-CoV-2 on the immune response to vaccination, which has been
449 found to be heightened⁴⁶. Biological data would be needed to verify this hypothesis.
450 Our findings also suggest that exogenous oestrogen may reduce post-vaccination
451 menstrual disturbances through anti-inflammatory or anti-viral effects. This is
452 consistent with the recent suggestion that an 'inflammatory' rather than an 'ovulatory'
453 route might explain menstrual disturbances following COVID-19 vaccination given the
454 high prevalence of breakthrough bleeding among users of long-acting reversible
455 contraceptives (LARC)³⁵. A protective effect of oestrogen⁴⁷ and oestradiol⁴⁸ has been
456 suggested in relation to the severity of COVID-19, and randomized control trials on
457 unbiased samples would be needed to establish causality between oestrogen and the
458 reduced risk of menstrual disturbances following COVID-19 vaccination. Finally, the
459 diversity of menstrual responses to COVID-19 vaccination might be partly explained

460 by the timing of vaccination in relation to the menstrual cycle. An analysis of the Apple
461 Women's Health Study found that vaccination during the follicular phase was
462 associated with longer cycles, while a second dose of an mRNA vaccine in the luteal
463 phase was associated with slightly shorter cycles²⁶. The findings thus call for routine
464 menstrual data collection in COVID-19 and vaccination studies as well as research into
465 the mechanisms of menstrual disturbance following vaccination.

466

467 **Limitations of the study**

468 Our analysis uses data from a survey not specifically designed to investigate the impact
469 of COVID-19 vaccination on menstruation. It is retrospective in nature as well as
470 sensitive to selection, recall and report biases, and does not systematically assess the
471 full spectrum of menstrual disturbance defined by the International Federation of
472 Gynaecology and Obstetrics Abnormal Uterine Bleeding System 1³². For instance, we
473 cannot speak to abnormal uterine bleeding for heavy bleeding as the question was
474 drafted in terms of changes (heavier). We took several steps to limit selection bias
475 during sampling (see methods) and the initial survey is broadly representative of
476 people infected with COVID in the UK (8.9% with a positive PCR test in our study
477 compared to a national proportion of 6.6% at the time⁴⁹). However, approximately 45%
478 of the sample had received at least one dose of the vaccine, as compared to the
479 national proportion of 59% by the time of the last survey entry⁵⁰. In addition, menstrual
480 changes may manifest later after vaccination, and our study does not have the time
481 depth to evaluate this possibility. Among studies of other vaccines conducted on a
482 longer timescale, no effect was found by 6-9 months^{12,51}.

483

484 The history of COVID-19 disease in our study is self-reported and there are no
485 biological data to confirm diagnosis. Therefore, there might be a number of
486 asymptomatic individuals in our study population who may not have reported a history
487 of COVID-19 disease although they were infected. However, our results are
488 conservative because this bias would have reduced, rather than increased, differences
489 between the groups of interest. Further, we are unable to fully ascertain that it is the
490 virus, rather than its impact on people's lives, that is causing the associations, yet the
491 associations between vaccination and menstrual changes remain after adjusting for
492 changes in eating behaviour and physical exercise (analyses not shown). Finally, we
493 are unable to evaluate if such changes are decreased or increased by vaccination
494 (most individuals in the sample were likely vaccinated after COVID-19 disease rather
495 than the other way around), if they are temporary or last in time, and the risk factors
496 for experiencing menstrual cycle changes after infection. Yet, our findings point to the
497 importance of routine assessment of reproductive health and time of last menstrual
498 period as part of the health assessment of women with an infection.

499
500 The survey is sensitive to recall bias, although this bias is limited compared to more
501 recent surveys because sampling was conducted before widespread media attention
502 to the topic^{23,35,36}: the issue of menstrual disturbances was not reported by the British
503 Broadcasting Corporation until May 13, 2021⁵², as compared to a flurry of attention in
504 US media throughout April¹⁻³. Further, we obtained the same results when we
505 restricted the analysis to participants who completed the survey before the month of
506 April 2021, suggesting our findings are less likely to be driven by individuals exposed
507 to the idea of vaccine-related menstrual disturbances on social media. Finally,

508 compared to previous studies investigating both vaccination and infection⁴⁰, this study
509 is better powered to compare vaccination and infection.

510

511 **Author contributions**

512

513 AA, GK and ZO supervised the entire study, designed the survey, and wrote the
514 original draft of the manuscript; GK conducted the text analysis; AA conducted the
515 quantitative analysis and revised the manuscript; GS, MAA and JAM provided
516 intellectual contributions to the survey design and analysis and revised the manuscript.
517 LA, NR and DK provided patient feedback on the design of the survey and revised the
518 manuscript.

519

520 **Acknowledgments**

521

522 We thank participants for their time completing the survey. JAM receives funding
523 from The Wellcome Trust (209589/Z/17/Z, IS3-R3.11 21/22) and The Royal Society
524 of Edinburgh (1077) and acknowledges the support of MRC Centre Grants
525 G1002033 and MR/N022556/1. AA received funding from the British Academy
526 (MD19\190016). GK received funding from the ESRC ES/P000649/1.

527

528

529 **Declaration of interests**

530

531 The authors declare no competing interests.

532

533 Inclusion and diversity

534

535 We worked to ensure gender balance, ethnic or other types of diversity in the
536 recruitment of human subjects. We worked to ensure that the study questionnaires
537 were prepared in an inclusive way. One or more of the authors of this paper self-
538 identifies as an underrepresented ethnic minority in their field of research or within
539 their geographical location.

540

Journal Pre-proof

541

542 **Figure titles and legends**

543

544 **Figure 1. Flowchart of the sample selection for vaccinated individuals.**

545

546 **Figure 2. Prevalence-ratios from univariable analyses of the relationship**
547 **between multiple characteristics and menstrual cycle changes following COVID-**
548 **19 vaccination.** The figure depicts odds-ratio and 99%CI for 33 variables. **: FDR P-
549 value < 0.01; *** FDR P-value < 0.001.

550

551 **Figure 3. Predicted probability of reporting any menstrual changes following**
552 **COVID-19 vaccination.** Predicted values and 99% confidence intervals given
553 contraceptive use, COVID-19 disease (based on type and certainty of diagnosis) and
554 menstrual cycle changes over the last year. Most individuals (82%) reported no
555 menstrual disturbances following COVID-19 vaccination. This probability was lower for
556 users of combined contraceptives and higher for current smokers and those who had
557 a history of COVID-19 infection.

558

559 **Figure 4. Flowchart of the sample selection for vaccinated and unvaccinated**
560 **individuals.**

561

562 **Figure 5. Predicted probabilities for cycle characteristics “during the pandemic”**
563 **given self-reported COVID-19 vaccination and disease history.** Discrete predictors
564 (cycle characteristics before the pandemic, contraceptive use, BMI, and reproductive
565 disease at baseline) are held constant at their proportions (not their reference level).

566 *Vax*: participants vaccinated with 1 or 2 doses but without a history of COVID-19
567 disease; *Covax*: participants diagnosed with SARS-CoV-2 infection and vaccinated;
568 *Cov*: unvaccinated participants diagnosed with history of COVID-19 disease; *None*:
569 participants neither vaccinated nor diagnosed with SARS-CoV-2 infection. (A) *Cycle*
570 *Frequency*: Normal: between 24-38 days; Frequent: <24 days; Infrequent: >38 days.
571 The probability of reporting frequent cycle vs. normal cycles increases is higher in the
572 *Cov* and *Covax* groups than in the *Vax* group (+30%). (B) *Cycle Regularity*. Regular
573 (less than 10 days difference between the lengths of two cycles). Cycle regularity does
574 not vary across groups. (C) *Period Flow*. The probability of reporting heavier flow is
575 higher in the *Cov* and *Covax* groups compared to the *Vax* group (+38%), while the
576 probability of reporting lighter vs. normal flow is higher in the *Covax* compared to the
577 *Vax* group (+29%). (D) *Inter-menstrual bleeding*. The predicted probability of reporting
578 more inter-menstrual bleeding is higher in the *Cov* and *Covax* groups compared to the
579 *Vax* group (+31%). (E) *Period Duration*. A prolonged period is defined as >8 days. The
580 predicted probability to report long periods is higher in the *Cov* group compared to the
581 *Vax* group (+65%). (F) *Period "missed"*. Participants were asked whether they
582 perceived having missed a period or whether their periods had stopped. The probability
583 of reporting periods "stopping" or "missed" is higher in the *Cov* group compared to the
584 *Vax* group (+31%).

585

586 **Figure 6. Most common words (unigrams) and pairs of adjacent words (bigrams)**
587 **used to describe menstrual cycle changes following COVID-19 vaccination (n =**
588 **574).**

589

590 **Figure 7. Correlation matrix between key words within sentences describing**
591 **menstrual cycle changes following COVID-19 vaccination.** Numbers indicate the
592 strength of the correlation (phi coefficient) between words. Colours indicate the
593 direction (red: positive, blue: negative)

594

595 **Figure 8. Network of words describing menstrual cycle changes following**
596 **vaccination with COVID-19.** Words have been lemmatised to the root of their words,
597 for example “light” can represent both “lighter” and “light. Node size represents degree
598 centrality (the commonality of words, only words with more than 5 occurrences are
599 included). Edge thickness is a measure of correlation between words. When only
600 correlations >0.20 were considered, 4 clusters emerged (circled in colours)

601

602

603

604

Tables with titles and legends

605

606 **Table 1.** Characteristics of the sample of vaccinated individuals

607

Characteristic	N = 4,989
Age, Median (IQR)	35 (28 – 43)
Body Mass Index, n (%)	
Healthy weight	1,059 (34)
Obese	1,163 (37)
Overweight	836 (27)
Underweight	49 (1.6)
Unknown	1,882
Hormonal contraceptive use at the time of the survey, n (%)	
Combined oestrogen-progestin	441 (11)
Copper IUD	225 (5.4)
None	2,421 (58)
Other	84 (2.0)
Progestogen-only	854 (21)
Sterilization	130 (3.1)
Unknown	834
COVID-19 disease (type), n (%)	
COVID -	3,377 (75)
Long COVID	462 (10)
Acute COVID	687 (15)
Unknown	463
COVID-19 disease (diagnosis), n (%)	
Negative	3,377 (76)
Self diagnosed +	395 (8.9)
Tested +	671 (15)
Unknown	546
Number of vaccination doses, n (%)	
Yes, one dose	4,096 (82)
Yes, two doses	893 (18)
Vaccine type, n (%)	
Oxford-AstraZeneca	2,600 (53)
Pfizer-BioNTech	2,335 (47)
Unknown	54
Timing of 1st dose, n (%)	
Before 2021	331 (6.7)
January 2021	1,497 (30)
February 2021	1,469 (30)
March 2021	1,659 (33)
Unknown	33

608

609

610 **Table 2.** Characteristics of the sample of vaccinated and unvaccinated individuals by
 611 COVID-19 status

612

Characteristic/Group	Covax ¹ N = 1,354	Cov ² N = 1,802	None ³ N = 5,788	Vax ⁴ N = 3,635	p-value ⁵
Age, Median (IQR)	35.00 (28.00 – 43.00)	30.00 (24.00 – 38.00)	30.00 (24.00 – 37.00)	35.00 (28.00 – 43.00)	<0.001
Body Mass Index, n (%)					<0.001
Healthy weight	267 (31)	458 (42)	1,689 (48)	760 (34)	
Obese	354 (42)	288 (26)	728 (21)	832 (37)	
Overweight	225 (26)	316 (29)	942 (27)	616 (27)	
Underweight	6 (0.7)	36 (3.3)	124 (3.6)	38 (1.7)	
Unknown	502	704	2,305	1,389	
Hormonal contraceptives, n (%)					<0.001
Combined	120 (10)	217 (15)	768 (17)	305 (10)	
Copper IUD	58 (5.1)	87 (6.0)	257 (5.6)	169 (5.6)	
None	661 (58)	802 (56)	2,567 (56)	1,795 (59)	
Other	23 (2.0)	20 (1.4)	91 (2.0)	64 (2.1)	
Progestogen-only	257 (22)	292 (20)	861 (19)	599 (20)	
Sterilization	28 (2.4)	26 (1.8)	71 (1.5)	99 (3.3)	
Unknown	207	358	1,173	604	
COVID type, n (%)					<0.001
Acute COVID	848 (64)	1,169 (67)	0 (0)	0 (0)	
Long COVID	475 (36)	573 (33)	0 (0)	0 (0)	
No COVID	0 (0)	0 (0)	5,788 (100)	3,635 (100)	
Unknown	31	60	0	0	
COVID diagnosis, n (%)					<0.001
Negative	0 (0)	0 (0)	5,788 (100)	3,635 (100)	
Self-diagnosed +	208 (15)	416 (23)	0 (0)	0 (0)	
Tested +	1,146 (85)	1,386 (77)	0 (0)	0 (0)	
Number of doses, n (%)					<0.001
Unvaccinated	0 (0)	1,802 (100)	5,788 (100)	0 (0)	
1 dose	1,110 (82)	0 (0)	0 (0)	3,023 (83)	
2 doses	244 (18)	0 (0)	0 (0)	612 (17)	
Vaccine type, n (%)					0.66
Oxford-AstraZeneca	725 (54)	0 (NA)	0 (NA)	1,969 (55)	
Pfizer-BioNTech	616 (46)	0 (NA)	0 (NA)	1,626 (45)	
Unknown	13	1,802	5,788	40	
Timing 1st dose, n (%)					0.31
Before 2021	88 (6.5)	0 (NA)	0 (NA)	227 (6.3)	
February 2021	385 (29)	0 (NA)	0 (NA)	1,034 (29)	
January 2021	412 (31)	0 (NA)	0 (NA)	1,016 (28)	
March 2021	465 (34)	0 (NA)	0 (NA)	1,330 (37)	
Unknown	4	1,802	5,788	28	

613

614

615

¹Participants both vaccinated and with a history of COVID-19 disease; ²Unvaccinated participants with a history of COVID-19 disease; ³Unvaccinated participants with no history of COVID-19 disease; ⁴Unvaccinated participants with a history of COVID-19 disease; ⁵Kruskal-Wallis rank sum test; Pearson's Chi-squared test.

616

617 **STAR★Methods**

618 **Resource availability**

619 **Lead contact:** Further information and requests for data and scripts should be directed
620 to and will be fulfilled by the lead contact, Alexandra Alvergne
621 (alexandra.alvergne@umontpellier.fr).

622 **Materials availability:** De-identified human data generated in this study have been
623 deposited on the open science platform DOI 10.17605/OSF.IO/PQXY2

624 **Data and code availability:** De-identified human data have been deposited on the
625 open science platform and are also available from Mendeley Data at
626 <http://dx.doi.org/10.17632/xgmgnyknf.1>. They are publicly available as of the date of
627 publication. All original code has been deposited on the open science platform and is
628 publicly available as of the date of publication (<https://osf.io/pqxy2/>). Any additional
629 information required to reanalyse the data reported in this paper is available from the
630 lead contact upon request.

631
632

633 **Experimental model and subject details**

634 **Human subjects:** The study, titled “The COVID-19 Pandemic and Women's
635 Reproductive Health” was reviewed by and received ethical approval from the Oxford
636 University School of Anthropology and Museum Ethnography Departmental Research
637 Ethics Committee [SAME_C1A_20_029].

638 Participants could only complete the survey if they were over 18, had ever
639 menstruated, currently lived in the UK, and gave informed consent to the use of their
640 data. The survey was written in English and disseminated through a Facebook

641 advertising campaign targeting all menstruators in the UK, and included images of
642 women of diverse ethnicities, ages, and abilities, as well as images of breastfeeding
643 and pregnant women; The title of the survey was kept general (“women’s reproductive
644 health and the COVID pandemic”) so as not to oversample individuals with specific
645 interest in menstrual cycles and COVID infection or vaccination. We fine-tuned the ad
646 targeting (to the extent that Facebook allows) throughout the campaign to ensure even
647 geographical and socio-economic spread. We also used a stratified sampling strategy
648 to ensure that subgroups of the UK population in terms of age, income and ethnicity
649 were represented in the final sample. In total, 695,543 people viewed the survey ad on
650 their Facebook page and 26,710 with eligible criteria gave consent and completed it
651 (there were no duplicates), leading to a 3.8% response rate. In this sample, participants
652 were aged 18-45, 95% identified as White ethnicity and 99% identified as women.

653
654
655

656 **Method details**

657
658

658 **Survey design**

659 Our online survey was designed to evaluate whether and how the COVID-19 pandemic
660 influenced menstrual health. During the design of survey questions, input from a panel
661 of women suffering from Long Covid, referred to us by the Long Covid Support
662 (<https://www.longcovid.org/>), was incorporated. Retrospective and self-reported data
663 on menstrual cycles, behaviour, life circumstances and health before and during the
664 pandemic as well as COVID-19 disease and vaccination history were collected using
665 an online survey hosted on the Qualtrics platform (www.qualtrics.com). All survey
666 responses were anonymized using randomly generated IDs.

667

668 The online survey was launched on March 8, 2021. The survey included a maximum
669 of 105 questions depending on individual circumstances and took an average of 24
670 minutes to complete. Of the eligible participants who started the survey, 61% answered
671 all questions after giving their consent (on average participants completed 80% of the
672 questionnaire). In case of survey fatigue, progress could be saved for up to 14 days to
673 allow participants to resume later. The survey ran from 08/03/21 to 01/06/21 and was
674 closed when there had been no new entries for a week.

675

676

677 **Outcome variables**

678 ***Objective 1: Perceived vaccine side-effects on menstrual cycles***

679 While the survey did not initially aim to evaluate the impact of vaccination on menstrual
680 cycles specifically, a question was included to assess participants' perception of their
681 menstrual cycles following vaccination at the end of the survey. Specifically,
682 participants who indicated that they had been menstruating in the past 12 months,
683 received 1 or 2 doses of the COVID-19 vaccines and were not involved in a clinical
684 trial were asked "*Have you noticed any changes to your menstrual cycles since you*
685 *got vaccinated?*", to which 1 of 4 possible answers could be given: "No", "Yes, my
686 menstrual cycles are MORE disrupted", "Yes, my menstrual cycles are LESS
687 disrupted", "Other (please state)". Although "disruption" per se was not defined, by the
688 time participants answered this question, they had already completed many questions
689 on menstrual cycle regularity, duration, and symptoms. At the time of the survey
690 design, anecdotal reports of menstrual effects of the vaccine were only just beginning
691 to circulate. Participants could select the answer "Other", which in some cases may

692 not have been a different decision from choosing either “more disrupted” or “less
693 disrupted”. For analysis, we thus transformed these variables to represent a binary
694 outcome (“No changes” vs. “Any other changes”).

695

696 **Objective 2: Menstrual parameters**

697 We operationalized our outcome variables to approximate the FIGO classification
698 system for normal and abnormal uterine bleeding in relation to 5 parameters:
699 frequency, regularity, duration, volume, and inter-menstrual bleeding (FIGO System 1,
700 ³²).

701 **Frequency** In the later part of the survey, participants were asked “*Over the last year,*
702 *how many days long, on average, was your cycle (between the start of one bleed, and*
703 *the start of the next bleed)?*”. Based on the number of days reported, we created a
704 variable with 3 possible outcomes (Normal [24 to 38 days], Frequent [<24 days],
705 Infrequent [>38 days], based on FIGO definitions).

706 Participants were also asked “*Over the last year, have your periods stopped?*” and
707 “*Over the last year, did you miss your periods at least once?*” Although “stop” and
708 “miss” were not defined, concerns over “missing periods” were being reported on social
709 media and thus this variable was meant to capture people’s perception of their cycles
710 from which we created a binary variable (perception of ‘missing’ or ‘stopped’ periods
711 (0/1)).

712 **Regularity** Participants were asked “*Over the last year, how irregular was the length*
713 *of your menstrual cycles on average?*”. We created a variable with 3 possible outcomes
714 (Normal [>2 days; 2-5 days; 5-10 days], Somewhat irregular [10-20 days], Very
715 irregular [>20 days]).

716 **Duration** Participants were asked “*Over the last year, have you noticed any changes*
717 *in the length of your menstrual cycle? Days of bleeding (Period length)*” We created a
718 binary variable with 2 possible outcomes (Normal ≤ 8 days; Prolonged $>8+$ days]).

719 **Volume.** “*Over the last year, have you noticed any changes in your periods?*” There
720 were 4 possible outcomes (“Heavier”, “Lighter”, “No Changes” and “Heavier and
721 Lighter”).

722 **Inter-menstrual bleeding** *Over the last year, have you noticed any changes in*
723 *spotting mid-cycle?* There were 4 possible outcomes (“No changes”, “More”,
724 “Sometimes”, “Sometimes less and sometimes more”).

725

726 **Exposures**

727 A total of 33 variables were extracted for this analysis. In addition to socio-demographic
728 variables (age, income, education, gender, ethnic group, marital status, parity),
729 standard proxies for health (BMI, smoking status, physical activity, regular use of
730 vitamins/supplements, regular use of medicine) and reproductive variables indicative
731 of menstrual health before the pandemic (age at menarche, cycle length, period length,
732 cycle irregularity, heavy bleeding and contraceptive use), the dataset included
733 vaccine-related, COVID and pandemic-related variables. First, data on the type of
734 vaccine received, of which only two had been approved for use in the UK at the time
735 (Pfizer BioNTech/Oxford-AstraZeneca/Not sure), and the timing of the first vaccination
736 (month/year) were included. Second, COVID-19 disease was operationalized in two
737 ways: (i) based on whether people thought they had had COVID, as widespread testing
738 had not been available in the UK in the early months of the pandemic which fell within
739 the survey period, leading to three categories: *No COVID* (no tests or negative tests),

740 *acute COVID* (symptoms lasting less than 28 days) and *Long Covid* (symptoms lasting
741 more than 28 days; we only included people who had symptoms more than a month
742 before taking up the survey) as well as (ii) based on a combination of testing and self-
743 diagnosis, leading to three categories: *No COVID* (no tests or negative tests), *COVID*
744 *tested +* (positive test) and “*Self-diagnosed positive*” (referring to individuals who had
745 a suspected or clinically diagnosed COVID infection but had not obtained positive PCR,
746 antigen or antibody tests). We included this last category due to the unavailability of
747 widespread testing in the UK in the first wave of the pandemic in 2020 and ongoing
748 questions about the accuracy and optimal timing of antigen and antibody tests. Third,
749 hormonal contraceptive use was categorized as progestogen-only (hormonal coil or
750 IUS, implant, injectable, progestogen-only pill), combined oestrogen and progestin (the
751 pill, the patch, vaginal ring), copper IUD, sterilization, none (fertility awareness,
752 condom, female condom, diaphragm) and other. Fourth, a variable indicative of
753 changes in life satisfaction compared to before the pandemic was included to adjust
754 for changes experienced because of the pandemic and/or the infection rather than
755 vaccination.

756

757 **Quantification and statistical analysis**

758

759 We restricted all analyses to pre-menopausal individuals living in the UK who had a
760 period in the 12 months preceding the survey and who were not pregnant or
761 breastfeeding. Further, we only included individuals who knew their COVID-19 disease
762 and vaccination history at the time of the survey. In the sample, most individuals self-
763 identify as white (95%) and as women (99%). We then grouped categories for the
764 variables gender (women vs. other) and ethnic group (white vs. other) in univariable

765 analyses. We then applied several additional exclusions depending on the analysis.
766 We reported prevalence-ratios and relative risk ratios in the text, and plotted predicted
767 probabilities from adjusted models to represent absolute effects adjusted for
768 confounders.

769

770 **What are the risk factors for perceiving menstrual cycle changes following**
771 **COVID-19 vaccination ? (Objective 1)**

772 We first conducted a series of exploratory univariable analyses, investigating each of
773 the 33 variables in relation to menstrual characteristics during the pandemic. We then
774 retained all variables significant at the false discovery rate (FDR) threshold (FDR-
775 corrected $P < 0.05$)⁵³ for consideration in multivariable analyses. We then conducted
776 multivariable analyses for each potential risk factor adjusting for potential confounders,
777 which were defined as variables significant in the univariable analyses and with a
778 potential confounding (but not mediating) effect according to hypothesized directed
779 acyclic graphs (Figure S1, Figure S2, Figure S3, Figure S4, Figure S5, Figure S6).
780 Because the original outcome variable was nominal (two or more categories with no
781 intrinsic order) but violated the IIA assumption (Independence or Irrelevant
782 Alternatives) as options were not independent, we dichotomized the variable into two
783 mutually exclusive categories (“No changes”, “Any other changes”) and performed log-
784 binomial regressions, which are appropriate when the outcome is not rare (prevalence
785 $> 10\%$)⁵⁴. Exponentiating the coefficients result in prevalence ratios (PR) displayed in
786 tables and figures.

787

788 **Are COVID-19 vaccination and COVID-19 disease risk factors for ‘abnormal’**
789 **menstrual parameters? (Objective 2)**

790 Our main exposure variable described participants’ self-reported COVID-19 disease
791 and vaccination history and had 4 levels (1) vaccinated but not infected; (2) vaccinated
792 and infected (unknown order); (3) infected only and (4) neither vaccinated nor infected.
793 Our referent group was “vaccinated only”. We used multinomial models when the
794 outcome variables were nominal (two or more categories with no intrinsic order) and
795 log-binomial regressions when the outcome was dichotomous. To evaluate changes
796 between menstrual cycle characteristics, we adjusted all models for menstrual
797 characteristics before the pandemic, and included age, BMI, hormonal contraceptive
798 use and presence of reproductive disease at baseline as confounders as per
799 hypothesized directed acyclic graphs (Figure S6). Estimates and confidence intervals
800 on the log-odds scale were converted to relative risk ratios (multinomial models) and
801 those on the log-probability scale (log-binomial models) were converted to prevalence-
802 ratios for reporting in tables and figures. To investigate if any associations between our
803 exposure variable and menstrual cycle changes were influenced by confounders, we
804 compared models with and without interaction effects using AIC. We reported variables
805 significant at the false discovery rate (FDR) threshold (FDR-corrected $P < 0.05$)⁵³

806

807 **Missing data**

808 The analysis of complete cases only by dropping missing cases can introduce bias and
809 lead to a substantial reduction of statistical power⁵⁵, especially if it is plausible that the
810 data are not missing at random or not completely at random. An evaluation of the
811 missing data suggested that multiple imputation was advisable (Figure S7). The

812 average proportion of missing values across all variables in the dataset was 3.8%,
813 which was mostly accounted for by the variable BMI (38% of missing data, Figure S5).
814 To handle missing data, we used a multiple imputation approach using the R package
815 '*missRanger*⁵⁶, which combines random forest imputation with predictive mean
816 matching⁵⁶. Prior to all analyses, we imputed 5 datasets, with a maximum of 10
817 iterations specified for each imputation. Each imputation was also weighted by the
818 degree of missing data for each participant, such that the contribution of data from
819 participants with higher proportions of missingness was weighted down in the
820 imputation. We set the maximum number of trees for the random forest to 200 but left
821 all other random forest hyperparameters at their default. The average out-of-bag
822 (OOB) error rate for multiple imputation across all imputed datasets was 0.08 (range:
823 0 to 0.77). Parameter estimates for all five datasets were pooled to provide more
824 accurate estimates. A sensitivity analysis was also performed on the complete cases
825 without missing data imputation (Objective 1: n=1,548; Objective 2: n=936 to n=4,862,
826 Table S2).

827 **Text analysis**

829 We first built a custom text cleaning function using the '*textclean*⁵⁷ and '*tidytext*⁵⁸ R
830 packages to analyse the text written by participants selecting the "Other" category in
831 the outcome variable (n=574). The resulting corpus was tokenized (broken into
832 individual units) and lemmatized (words derived from others, such as "vaccine" and
833 "vaccination" were grouped by their stem version "vaccine"). The corpus was analysed
834 to answer the following three questions: (i) which single words (unigrams) and pairs of
835 adjacent words (bigrams) are most frequent? (ii) which words co-occur in the same
836 sentence? (iii) Are there clusters of symptoms? To investigate the commonality of

837 words, we explored the frequency of unigrams and bigrams within all responses. We
838 performed a correlation analysis on the most important words for menstrual cycle
839 descriptions to measure the association between words using the correlation index (phi
840 coefficient (ϕ) displayed in Figure 7). To explore patterns of symptoms we examined
841 which words commonly occur together (though not necessarily adjacent) to visualize
842 groups of words that cluster together. Clusters were visualized by arranging correlated
843 words into a combination of connected nodes (network graph) using the '*igraph*'
844 package ⁵⁹.
845

846

847 **Supplemental information titles and legends**

848 Table S1: Models output related to Figures 2 and 3.

849 Table S2: Complete cases analyses related to Figures 2 and 3

850 Table S3: Model outputs related to Figure 5

851 Table S5: Complete cases analyses related to Figure 5

852

853

Journal Pre-proof

854 **References**

- 855 1. McShane, J. (2021). Can the vaccine make your period worse? These women
856 say yes. Lily.
- 857 2. Saar, T. (2021). Women Say COVID Vaccine Side Effects Impact Their
858 Periods, So Why Don't Doctors Care? Haaretz.
- 859 3. Efrati, I. (2021). Some Vaccinated Israeli Women Report Irregular Menstrual
860 Cycles, Bleeding. Haaretz.
- 861 4. Lomte, Ta.S. (2022). Impact of SARS-CoV-2 infection on menstrual cycle.
862 News Med. Sci.
- 863 5. Morgan, E. Pandemic Periods: Why Women's Menstrual Cycles Have Gone
864 Haywire. 2022. [https://www.theguardian.com/society/2021/mar/25/pandemic-](https://www.theguardian.com/society/2021/mar/25/pandemic-periods-why-womens-menstrual-cycles-have-gone-haywire)
865 [periods-why-womens-menstrual-cycles-have-gone-haywire](https://www.theguardian.com/society/2021/mar/25/pandemic-periods-why-womens-menstrual-cycles-have-gone-haywire).
- 866 6. Sharp, G., Fraser, A., Sawyer, G., Kountourides, G., Easey, K., Ford, G.,
867 Olszewska, Z., Howe, L., Lawlor, D., Alvergne, A., et al. (2021). The COVID-19
868 pandemic and the menstrual cycle: research gaps and opportunities. *Int. J.*
869 *Epidemiol. In press.* 10.31219/osf.io/fxygt.
- 870 7. Wang, S., Mortazavi, J., Hart, J.E., Hankins, J.A., Katuska, L.M., Farland, L. V.,
871 Gaskins, A.J., Wang, Y., Tamimi, R.M., Terry, K.L., et al. (2022). A prospective
872 study of the association between SARS-CoV-2 infection and COVID-19
873 vaccination with changes in usual menstrual cycle characteristics. *Am. J.*
874 *Obstet. Gynecol.* 227, 739.e1-739.e11. 10.1016/j.ajog.2022.07.003.
- 875 8. ACOG Committee Opinion No. 651: Menstruation in Girls and Adolescents:
876 Using the Menstrual Cycle as a Vital Sign (2015). *Obstet. Gynecol.* 126, e143-
877 6.
- 878 9. Li, K., Urteaga, I., Wiggins, C.H., Druet, A., Shea, A., Vitzthum, V.J., and
879 Elhadad, N. (2020). Characterizing physiological and symptomatic variation in
880 menstrual cycles using self-tracked mobile-health data. *npj Digit. Med.* 3, 79.
881 10.1038/s41746-020-0269-8.
- 882 10. Klein, S.L., and Flanagan, K.L. (2016). Sex differences in immune responses.
883 *Nat. Rev. Immunol.* 16, 626–638. 10.1038/nri.2016.90.
- 884 11. Carp-Veliscu, A., Mehedintu, C., Frincu, F., Bratila, E., Rasu, S., Iordache, I.,
885 Bordea, A., and Braga, M. (2022). The Effects of SARS-CoV-2 Infection on

- 886 Female Fertility: A Review of the Literature. *Int. J. Environ. Res. Public Health*
887 *19*, 984. 10.3390/ijerph19020984.
- 888 12. Lamb, A.R. (1913). Experiences with prophylactic Typhoid vaccination. *Arch.*
889 *Intern. Med. XII*, 565. 10.1001/archinte.1913.00070050082008.
- 890 13. Suzuki, S., and Hosono, A. (2018). No association between HPV vaccine and
891 reported post-vaccination symptoms in Japanese young women: Results of the
892 Nagoya study. *Papillomavirus Res. 5*, 96–103. 10.1016/j.pvr.2018.02.002.
- 893 14. Gong, L., Ji, H.-H., Tang, X.-W., Pan, L.-Y., Chen, X., and Jia, Y.-T. (2020).
894 Human papillomavirus vaccine-associated premature ovarian insufficiency and
895 related adverse events: data mining of Vaccine Adverse Event Reporting
896 System. *Sci. Rep. 10*, 10762. 10.1038/s41598-020-67668-1.
- 897 15. Shingu, T., Uchida, T., Nishi, M., Hayashida, K., Kashiwagi, S., Hayashi, J.,
898 and Kaji, M. (1982). Menstrual Abnormalities after Hepatitis B Vaccine. *Kurume*
899 *Med. J. 29*, 123–125.
- 900 16. Male, V. (2021). Menstrual changes after covid-19 vaccination. *BMJ*, n2211.
901 10.1136/bmj.n2211.
- 902 17. Andrew, G., and Myers, R. (2021). 4,000 women report period problems after
903 Covid jab. *The Sunday Times*.
- 904 18. Vaccin contre le Covid-19 : les femmes qui subissent des troubles menstruels
905 sont invitées à les déclarer (2022). *Le Monde*.
- 906 19. Rodríguez Quejada, L., Toro Wills, M.F., Martínez-Ávila, M.C., and Patiño-
907 Aldana, A.F. (2022). Menstrual cycle disturbances after COVID-19 vaccination.
908 *Women's Heal. 18*, 174550572211093. 10.1177/17455057221109375.
- 909 20. Alvergne, A., Von Woon, E., and Male, V. (2022). Effect of COVID-19
910 vaccination on the timing and flow of menstrual periods in two cohorts. *Front.*
911 *Reprod. Heal. 10.3389/frph.2022.952976*.
- 912 21. Muhaidat, N., Alshrouf, M.A., Azzam, M.I., Karam, A.M., Al-Nazer, M., and Al-
913 Ani, A. (2022). Menstrual Symptoms After COVID-19 Vaccine: A Cross-
914 Sectional Investigation in the MENA Region. *Int. J. Womens. Health Volume*
915 *14*, 395–404. 10.2147/IJWH.S352167.
- 916 22. Lee, K.M.N., Junkins, E.J., Luo, C., Fatima, U.A., Cox, M.L., and Clancy,
917 K.B.H. (2022). Investigating trends in those who experience menstrual bleeding

- 918 changes after SARS-CoV-2 vaccination. *Sci. Adv.* 8. 10.1126/sciadv.abm7201.
- 919 23. Trogstad, L. (2022). Increased Occurrence of Menstrual Disturbances in 18- to
920 30-Year-Old Women after COVID-19 Vaccination. *SSRN Electron. J.*
921 10.2139/ssrn.3998180.
- 922 24. Edelman, A., Boniface, E.R., Benhar, E., Han, L., Matteson, K.A., Favaro, C.,
923 Pearson, J.T., and Darney, B.G. (2022). Association Between Menstrual Cycle
924 Length and Coronavirus Disease 2019 (COVID-19) Vaccination. *Obstet.*
925 *Gynecol.* 139, 481–489. 10.1097/AOG.0000000000004695.
- 926 25. Edelman, A., Boniface, E.R., Male, V., Cameron, S.T., Benhar, E., Han, L.,
927 Matteson, K.A., Van Lamsweerde, A., Pearson, J.T., and Darney, B.G. (2022).
928 Association between menstrual cycle length and covid-19 vaccination: global,
929 retrospective cohort study of prospectively collected data. *BMJ Med.* 1,
930 e000297. 10.1136/bmjmed-2022-000297.
- 931 26. Gibson, E.A., Li, H., Fruh, V., Gabra, M., Asokan, G., Jukic, A.M.Z., Baird,
932 D.D., Curry, C.L., Fischer-Colbrie, T., Onnela, J.-P., et al. (2022). Covid-19
933 vaccination and menstrual cycle length in the Apple Women's Health Study.
934 *medRxiv Prepr. Serv. Heal. Sci.* 10.1101/2022.07.07.22277371.
- 935 27. Lebar, V., Laganà, A.S., Chiantera, V., Kunič, T., and Lukanović, D. (2022).
936 The Effect of COVID-19 on the Menstrual Cycle: A Systematic Review. *J. Clin.*
937 *Med.* 11, 3800. 10.3390/jcm11133800.
- 938 28. Li, K., Chen, G., Hou, H., Liao, Q., Chen, J., Bai, H., Lee, S., Wang, C., Li, H.,
939 Cheng, L., et al. (2021). Analysis of sex hormones and menstruation in COVID-
940 19 women of child-bearing age. *Reprod. Biomed. Online* 42, 260–267.
941 10.1016/j.rbmo.2020.09.020.
- 942 29. Danesh, L., Ali, A., Aslam, I., and Mensah-Djan, A. (2021). The effects of
943 SARS-CoV-2 on menstruation. *Reprod. Biomed. Online* 43, 769.
944 10.1016/j.rbmo.2021.08.014.
- 945 30. Khan, S.M., Shilen, A., Heslin, K.M., Ishimwe, P., Allen, A.M., Jacobs, E.T.,
946 and Farland, L. V. (2022). SARS-CoV-2 infection and subsequent changes in
947 the menstrual cycle among participants in the Arizona CoVHORT study. *Am. J.*
948 *Obstet. Gynecol.* 226, 270–273. 10.1016/j.ajog.2021.09.016.
- 949 31. Cherenack, E.M., Salazar, A.S., Nogueira, N.F., Raccamarich, P., Rodriguez,

- 950 V.J., Mantero, A.M., Marsh, A., Gerard, S., Maddalon, M., Jones, D.L., et al.
951 (2022). Infection with SARS-CoV-2 is associated with menstrual irregularities
952 among women of reproductive age. *PLoS One* 17, e0276131.
953 10.1371/journal.pone.0276131.
- 954 32. Munro, M.G., Critchley, H.O.D., and Fraser, I.S. (2018). The two FIGO systems
955 for normal and abnormal uterine bleeding symptoms and classification of
956 causes of abnormal uterine bleeding in the reproductive years: 2018 revisions.
957 *Int. J. Gynecol. Obstet.* 143, 393–408. 10.1002/ijgo.12666.
- 958 33. Neubert, A., Dormann, H., Prokosch, H.-U., Bürkle, T., Rascher, W., Sojer, R.,
959 Brune, K., and Criegee-Rieck, M. (2013). E-pharmacovigilance: development
960 and implementation of a computable knowledge base to identify adverse drug
961 reactions. *Br. J. Clin. Pharmacol.* 76, 69–77. 10.1111/bcp.12127.
- 962 34. Menni, C., Klaser, K., May, A., Polidori, L., Capdevila, J., Louca, P., Sudre,
963 C.H., Nguyen, L.H., Drew, D.A., Merino, J., et al. (2021). Vaccine side-effects
964 and SARS-CoV-2 infection after vaccination in users of the COVID Symptom
965 Study app in the UK: a prospective observational study. *Lancet Infect. Dis.* 21,
966 939–949. 10.1016/S1473-3099(21)00224-3.
- 967 35. Lee, K.M.N., Junkins, E.J., Fatima, U.A., Cox, M.L., and Clancy, K.B.H. (2021).
968 Characterizing menstrual bleeding changes occurring after SARS-CoV-2
969 vaccination. *medRxiv*, 2021.10.11.21264863. 10.1101/2021.10.11.21264863.
- 970 36. Male, V. (2021). Effect of COVID-19 vaccination on menstrual periods in a
971 retrospectively recruited cohort. *medRxiv*.
- 972 37. Alvergne, A., Woon, E. Von, and Male, V. (2022). Effect of COVID-19
973 vaccination on the timing and flow of menstrual periods in two cohorts. *Front.*
974 *Reprod. Heal.* 4. 10.3389/frph.2022.952976.
- 975 38. Windham, G.C., Elkin, E.P., Swan, S.H., Waller, K.O., and Fenster, L. (1999).
976 Cigarette smoking and effects on menstrual function. *Obstet. Gynecol.*
977 10.1016/S0029-7844(98)00317-2.
- 978 39. Crawford, N.M., Pritchard, D.A., Herring, A.H., and Steiner, A.Z. (2017).
979 Prospective evaluation of luteal phase length and natural fertility. *Fertil. Steril.*
980 107, 749–755. 10.1016/j.fertnstert.2016.11.022.
- 981 40. Wang, M., Yang, Q., Ren, X., Hu, J., Li, Z., Long, R., Xi, Q., Zhu, L., and Jin, L.

- 982 (2021). Investigating the impact of asymptomatic or mild SARS-CoV-2 infection
983 on female fertility and in vitro fertilization outcomes: A retrospective cohort
984 study. *eClinicalMedicine* 38, 101013. 10.1016/j.eclinm.2021.101013.
- 985 41. Youngster, M., Avraham, S., Yaakov, O., Landau Rabbi, M., Gat, I.,
986 Yerushalmi, G., Sverdlove, R., Baum, M., Maman, E., Hourvitz, A., et al.
987 (2022). IVF under COVID-19: treatment outcomes of fresh ART cycles. *Hum.*
988 *Reprod.* 37, 947–953. 10.1093/humrep/deac043.
- 989 42. Setti, P.E.L., Cirillo, F., Immediata, V., Morengi, E., Canevisio, V., Ronchetti,
990 C., Baggiani, A., Albani, E., and Patrizio, P. (2021). First trimester pregnancy
991 outcomes in a large IVF center from the Lombardy County (Italy) during the
992 peak COVID-19 pandemic. *Sci. Rep.* 11, 16529. 10.1038/s41598-021-96134-9.
- 993 43. Facondo, P., Maltese, V., Delbarba, A., Pirola, I., Rotondi, M., Ferlin, A., and
994 Cappelli, C. (2022). Case Report: Hypothalamic Amenorrhea Following
995 COVID-19 Infection and Review of Literatures. *Front. Endocrinol. (Lausanne).*
996 13. 10.3389/fendo.2022.840749.
- 997 44. Toth, M., Patton, D.L., Esquenazi, B., Shevchuk, M., Thaler, H., and Divon, M.
998 (2007). Association Between *Chlamydia trachomatis* and Abnormal Uterine
999 Bleeding. *Am. J. Reprod. Immunol.* 57, 361–366. 10.1111/j.1600-
1000 0897.2007.00481.x.
- 1001 45. Tangnararatchakit, K., Chuansumrit, A., Chaiyaratana, W., Lertwongrath, S.,
1002 Gajaseeni, N., Udomchaisakul, R., O-Prasertsawat, P., and Yoksan, S. (2010).
1003 Excessive Menstrual Bleeding in Adolescents With Dengue Infection. *Pediatr.*
1004 *Infect. Dis. J.* 29, 92–93. 10.1097/INF.0b013e3181bf5406.
- 1005 46. Kelsen, S.G., Braverman, A.S., Patel, P., Aksoy, M.O., Hayman, J., Rajput, C.,
1006 Ruggieri, M.R., and Gentile, N. (2021). Heightened COVID-19 Vaccine
1007 Response Following SARS-CoV-2 Infection. *medRxiv*, 2021.03.18.21253845.
1008 10.1101/2021.03.18.21253845.
- 1009 47. Haitao, T., Vermunt, J. V., Abeykoon, J., Ghamrawi, R., Gunaratne, M.,
1010 Jayachandran, M., Narang, K., Parashuram, S., Suvakov, S., and Garovic, V.D.
1011 (2020). COVID-19 and Sex Differences. *Mayo Clin. Proc.* 95, 2189–2203.
1012 10.1016/j.mayocp.2020.07.024.
- 1013 48. Costeira, R., Lee, K.A., Murray, B., Christiansen, C., Castillo-Fernandez, J.,

- 1014 Lochlainn, M.N., Pujol, J.C., Macfarlane, H., Kenny, L.C., Buchan, I., et al.
1015 (2021). Estrogen and COVID-19 symptoms: Associations in women from the
1016 COVID Symptom Study. *PLoS One*. 10.1371/journal.pone.0257051.
- 1017 49. Government, U. Coronavirus Cases in the United Kingdom.
1018 <https://coronavirus.data.gov.uk/details/cases>.
- 1019 50. UK Health Security Agency Coronavirus (COVID-19) in the UK: Vaccinations in
1020 United Kingdom. <https://coronavirus.data.gov.uk/details/vaccinations>.
- 1021 51. Shahani, S., Patel, K.L., and Merchant, P. (1991). Evaluation of endocrine
1022 parameters in clinical trials with β -hCG vaccine. *Contraception* 43, 67–75.
1023 10.1016/0010-7824(91)90127-2.
- 1024 52. Robinson, O., and Schraer, R. (2021). Covid vaccine: Period changes could be
1025 a short-term side effect. BBC.
- 1026 53. Benjamini, Y., and Hochberg, Y. (1995). Controlling the False Discovery Rate:
1027 A Practical and Powerful Approach to Multiple Testing. *J. R. Stat. Soc. Ser. B*.
1028 10.1111/j.2517-6161.1995.tb02031.x.
- 1029 54. Barros, A.J., and Hirakata, V.N. (2003). Alternatives for logistic regression in
1030 cross-sectional studies: an empirical comparison of models that directly
1031 estimate the prevalence ratio. *BMC Med. Res. Methodol.* 3, 21. 10.1186/1471-
1032 2288-3-21.
- 1033 55. Sterne, J.A.C., White, I.R., Carlin, J.B., Spratt, M., Royston, P., Kenward, M.G.,
1034 Wood, A.M., and Carpenter, J.R. (2009). Multiple imputation for missing data in
1035 epidemiological and clinical research: potential and pitfalls. *BMJ* 338, b2393–
1036 b2393. 10.1136/bmj.b2393.
- 1037 56. Mayer, M. missRanger: Fast Imputation of Missing Values.
- 1038 57. Rinker, T.W. (2018). textclean: Text Cleaning Tools version 0.9.3.
- 1039 58. Silge, J., and Robinson, D. (2016). tidytext: Text Mining and Analysis Using
1040 Tidy Data Principles in R. *J. Open Source Softw.* 1, 37. 10.21105/joss.00037.
- 1041 59. Csardi, G., and Nepusz, T. (2006). The Igraph Software Package for Complex
1042 Network Research. *InterJournal, Complex Syst.* 1695, 38.

1043

1044

Questionnaire filled by n=26,710 participants who gave consent → n=18,171 not-vaccinated

Participants vaccinated n=8,539 → n=2,587 who did not have a period in the last 12 months

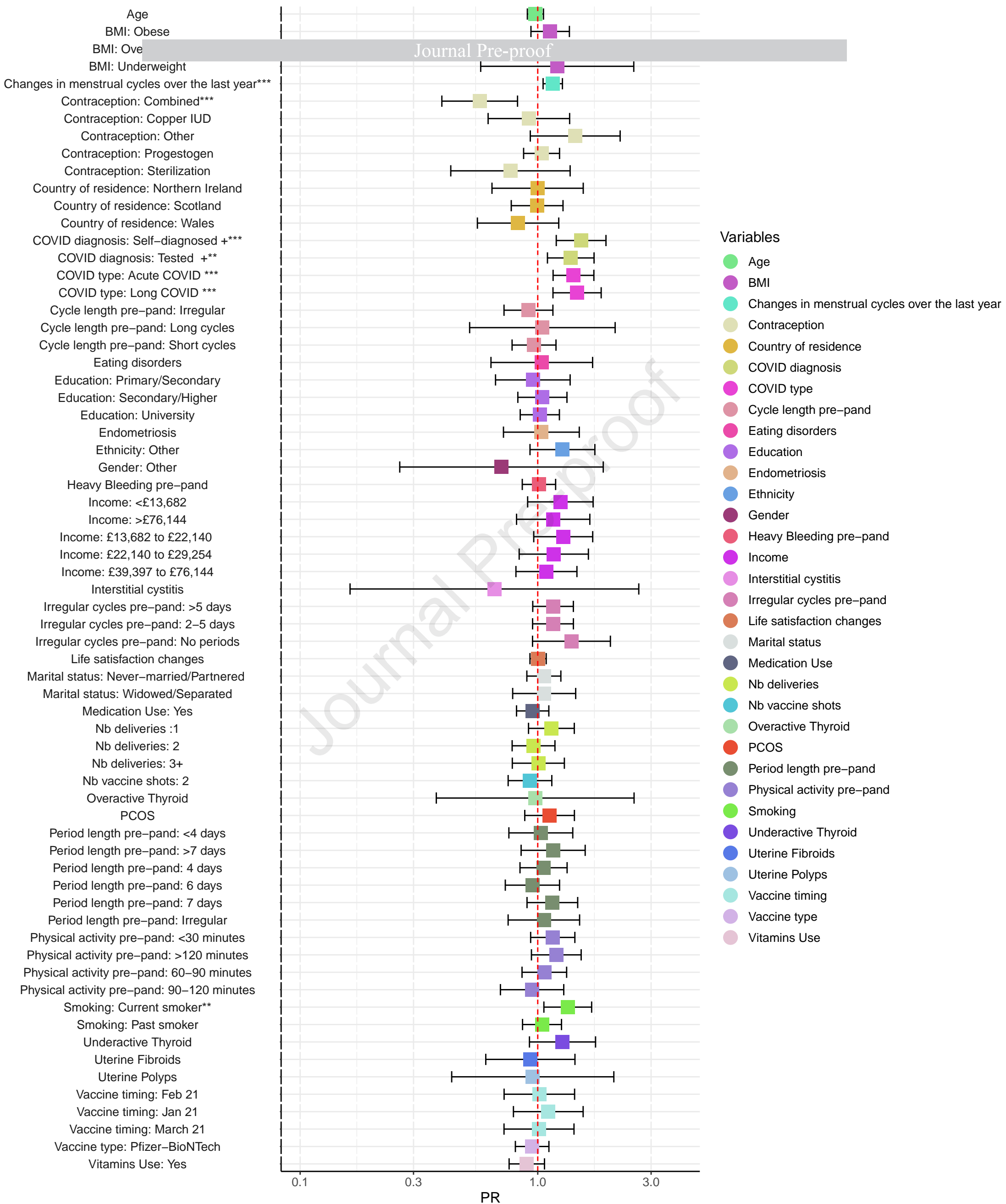
Participants who had a period in the last 12 months n=5,952 → n=537 post-menopausal or transitioning

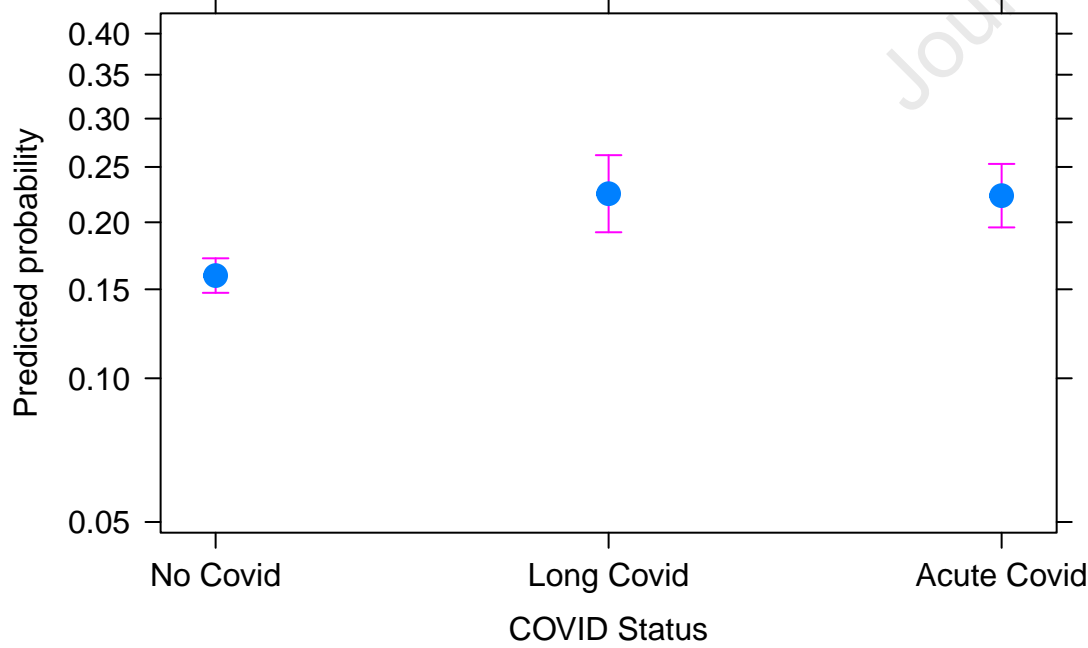
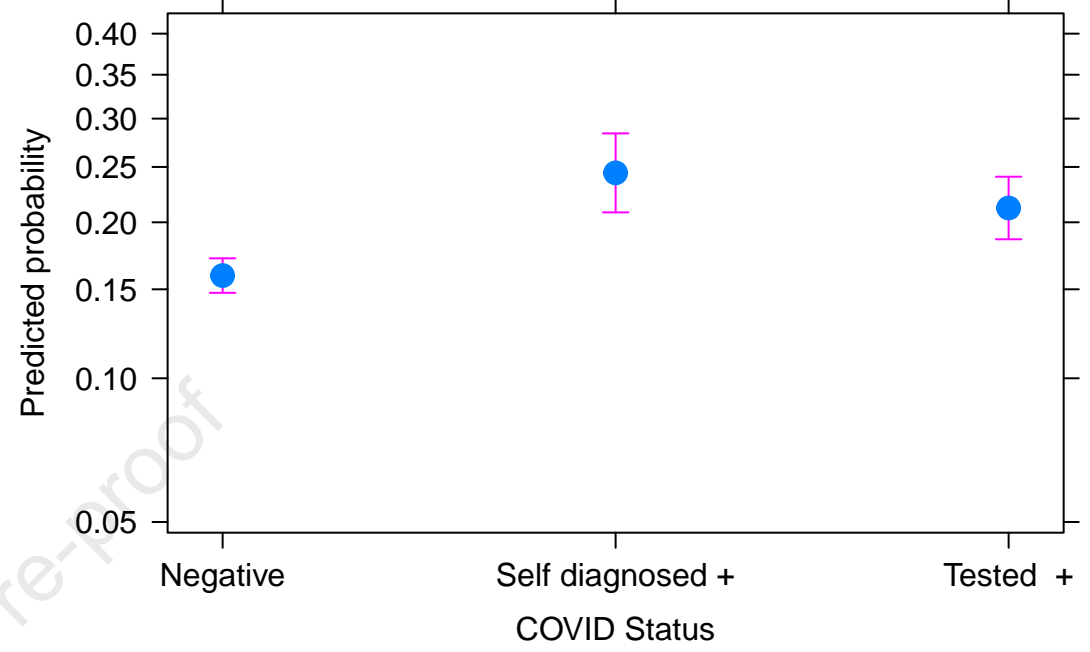
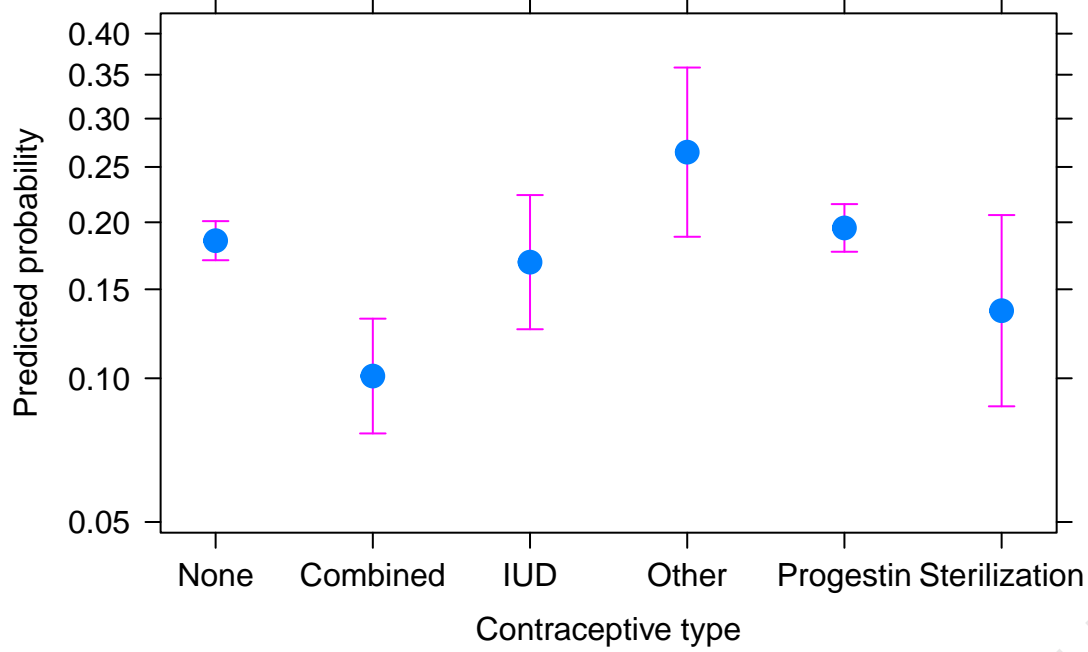
Participants who are pre-menopausal n=5,415 → n=57 who did not live in the UK

Participants living in the UK n=5,358 → n=369 reporting it is too early to evaluate changes

Final sample n=4,989

Journal Pre-proof





Questionnaire filled by n=26,710 participants who gave consent → n=18,171 not-vaccinated

Participants vaccinated n=8,539 → n=2,587 who did not have a period in the last 12 months

Participants who had a period in the last 12 months n=5,952 → n=537 post-menopausal or transitioning

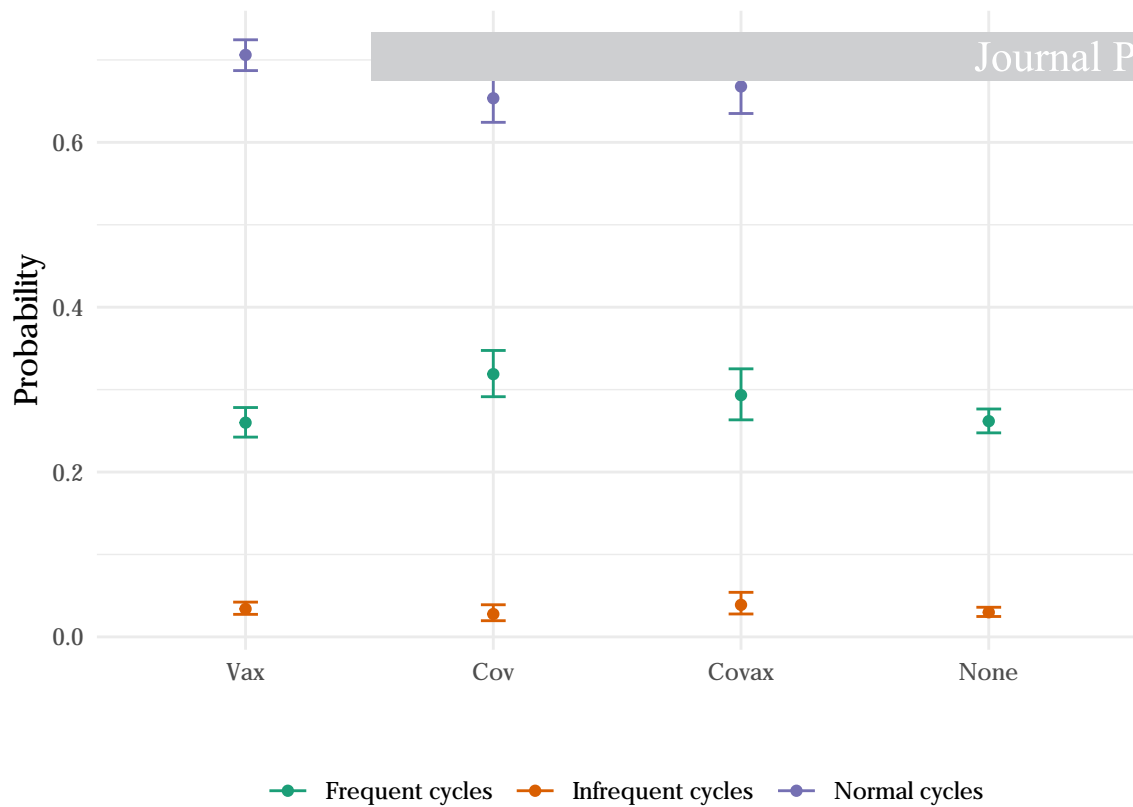
Participants who are pre-menopausal n=5,415 → n=57 who did not live in the UK

Participants living in the UK n=5,358 → n=369 reporting it is too early to evaluate changes

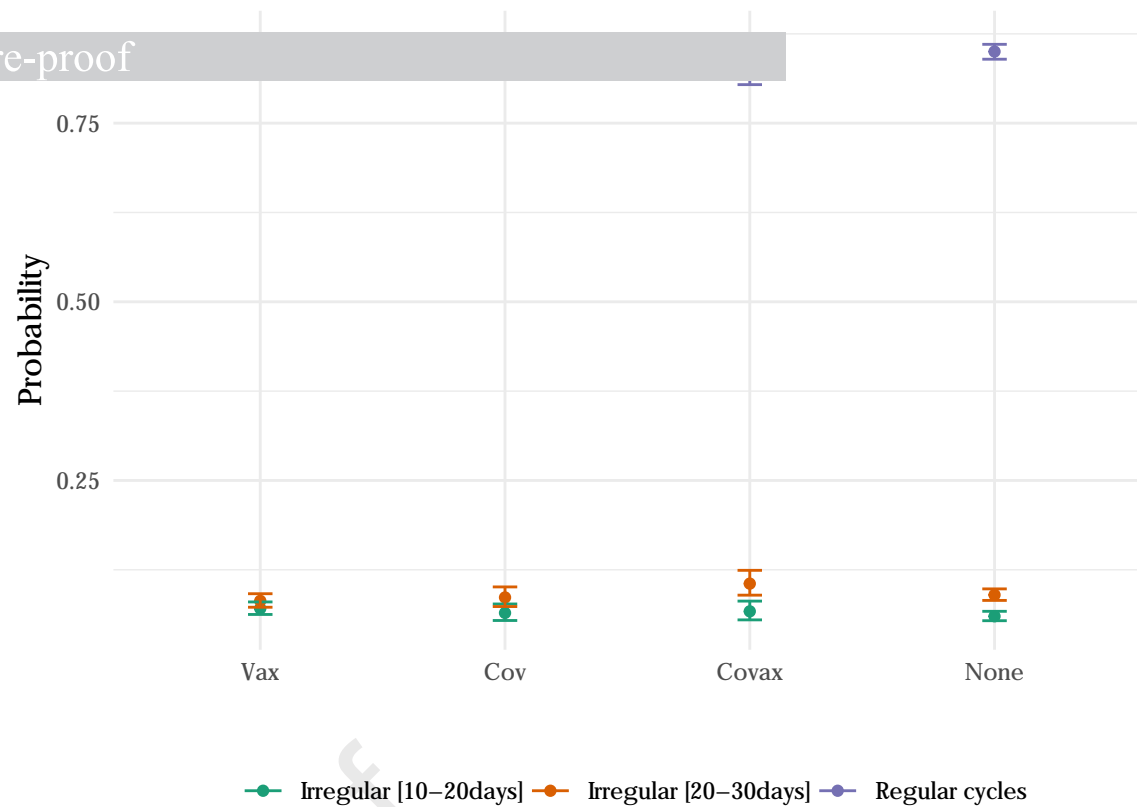
Final sample n=4,989

Journal Pre-proof

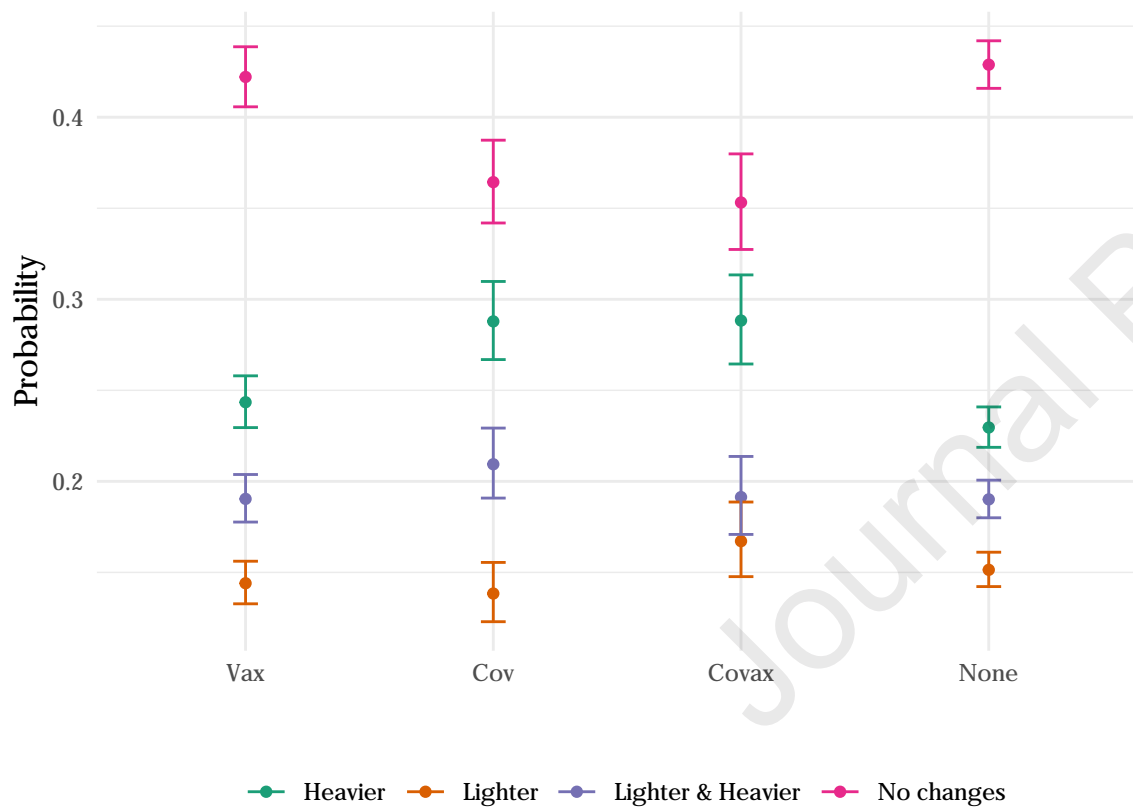
(A) Cycle frequency



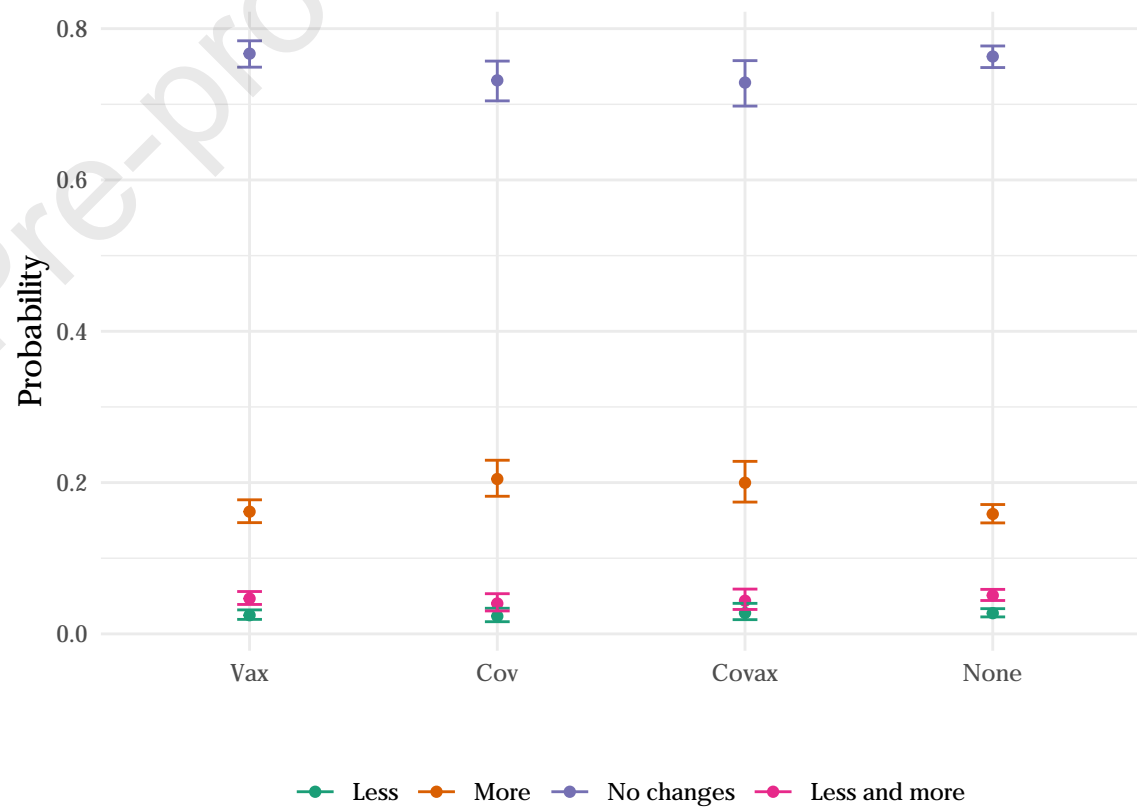
(B) Cycle regularity



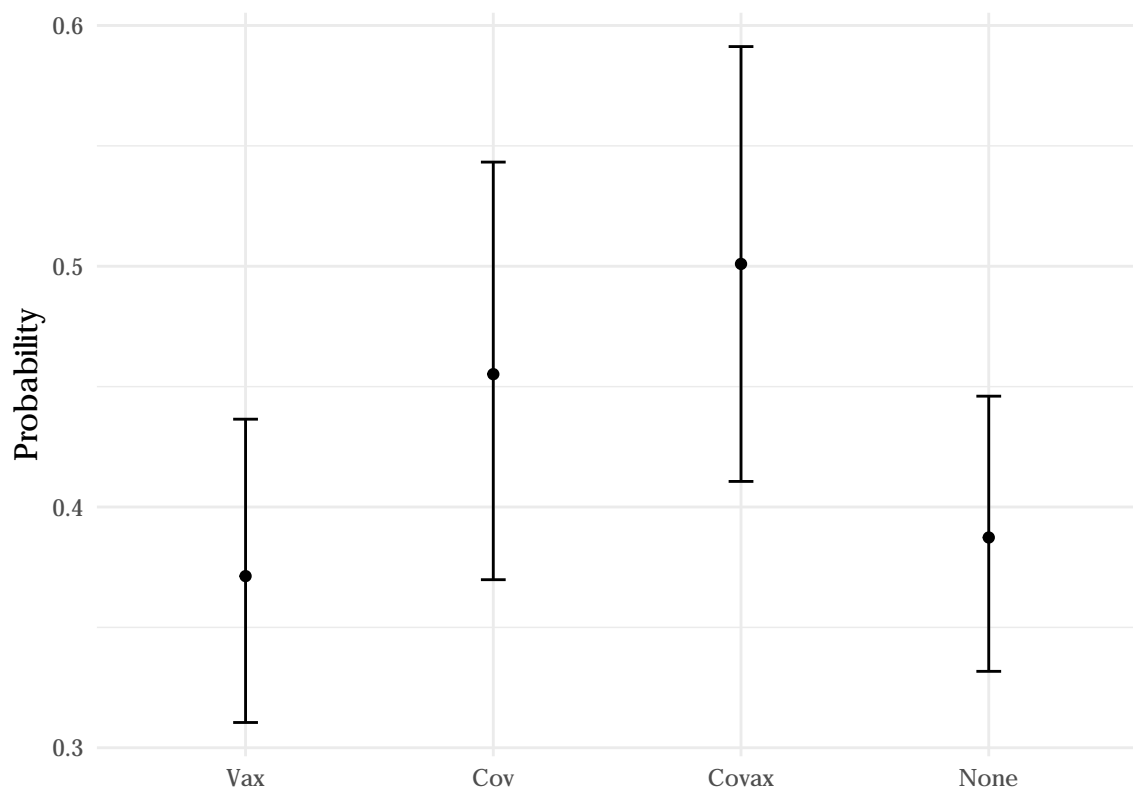
(C) Period flow



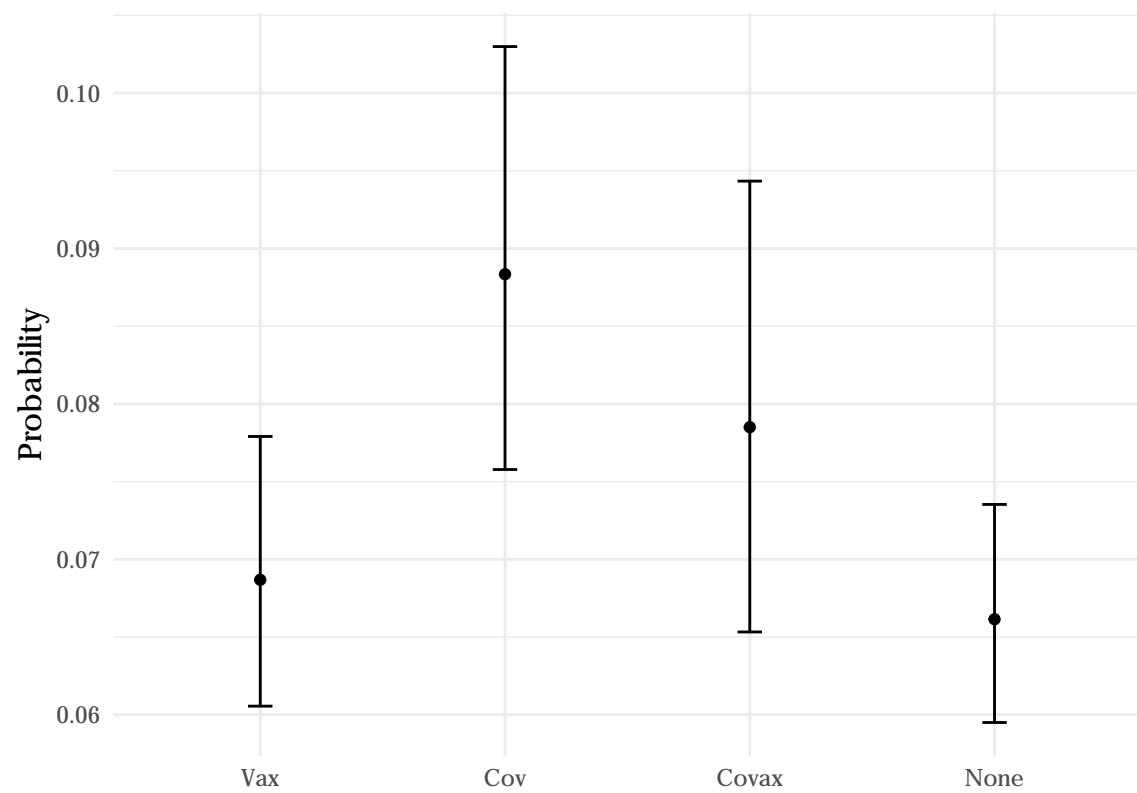
(D) Inter-menstrual bleeding

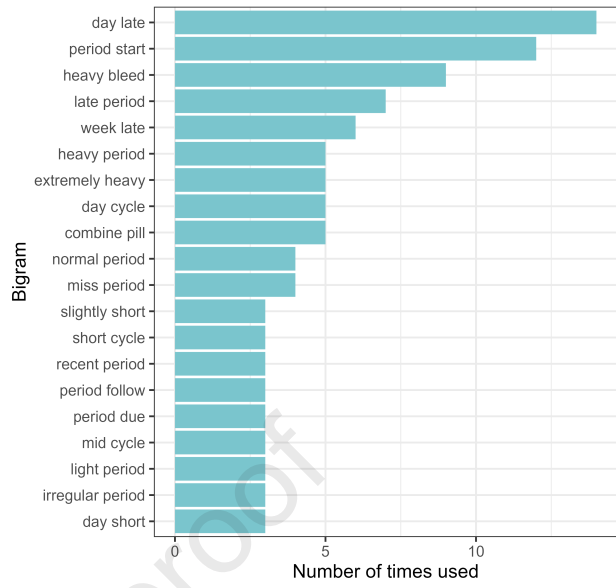
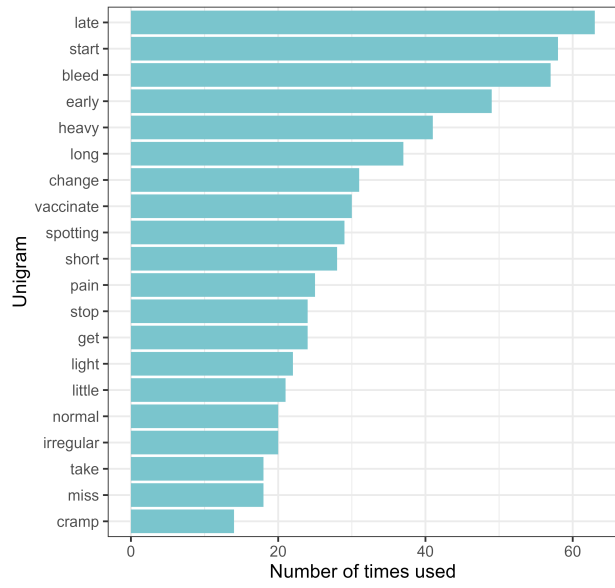


(E) Period duration (8+ days)



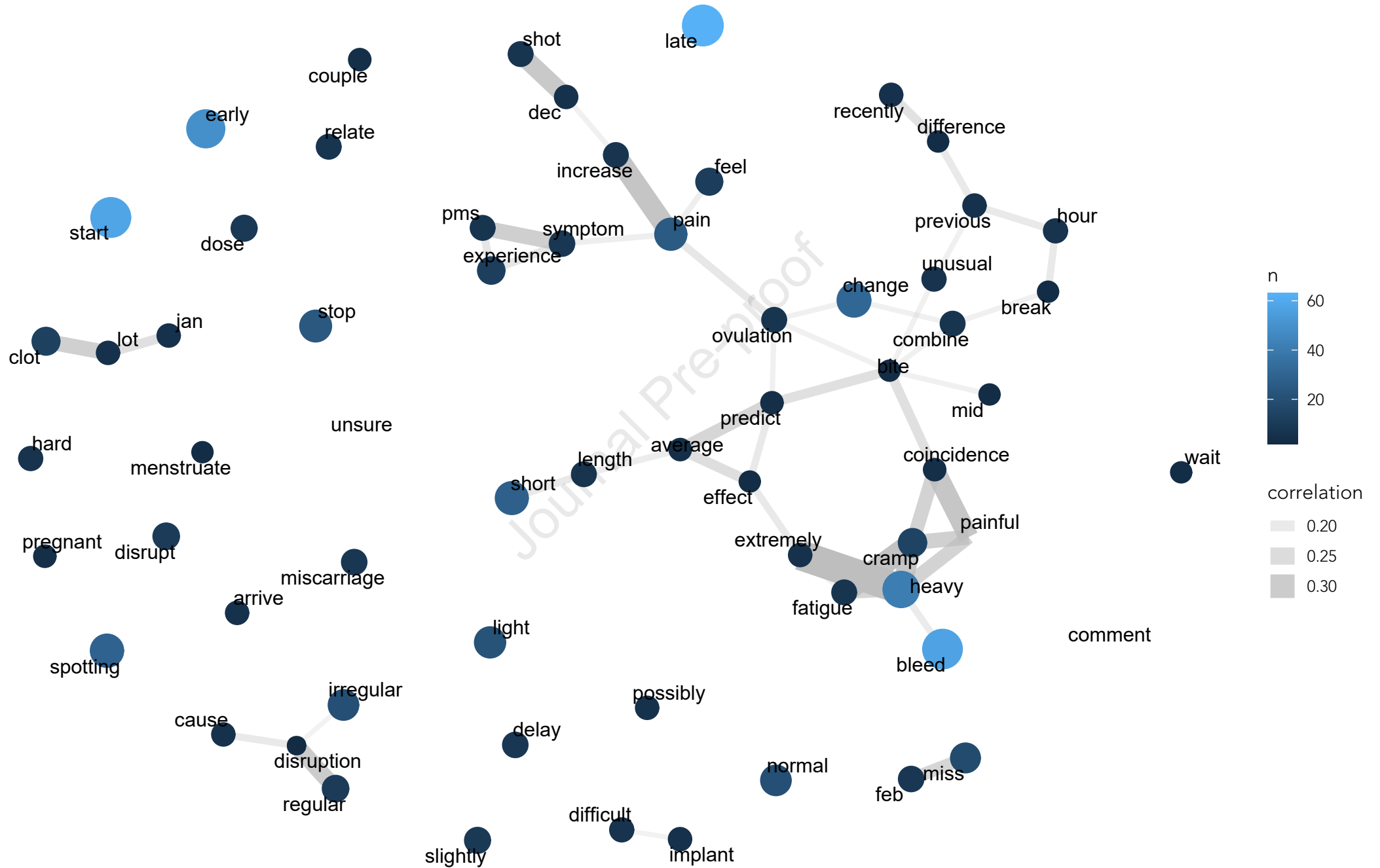
(F) Periods missed





Journal Pre-proof

	unsure	regular	late	feb	miss	change	shot	bleed	slightly	short	recently	irregular	menstruate	light	normal	experience	pain	clot	painful	cramp	heavy	disrupt	stop	dose	spotting	start	relate	early
unsure	0																											
regular	0.04	0																										
late	0.05	0.11	0																									
feb	-0.03	0.06	0.03	0																								
miss	-0.04	-0.04	0	0.21	0																							
change	0.02	-0.04	-0.01	-0.04	0.01	0																						
shot	-0.04	-0.03	0.03	-0.03	-0.04	0.03	0																					
bleed	-0.09	0.03	-0.16	0.05	-0.07	-0.11	-0.08	0																				
slightly	-0.03	0.06	0.03	0.07	-0.04	-0.04	-0.03	0.1	0																			
short	-0.06	0	-0.11	-0.05	-0.06	-0.07	-0.05	0.11	0.14	0																		
recently	0.03	0.03	-0.08	-0.04	-0.05	0.01	-0.04	-0.07	-0.04	-0.06	0																	
irregular	-0.06	0.01	-0.04	-0.05	-0.01	-0.06	-0.05	-0.07	-0.05	-0.08	-0.01	0																
menstruate	-0.03	-0.03	-0.06	-0.03	-0.03	-0.04	-0.03	0.02	-0.03	-0.05	-0.03	0.02	0															
light	-0.05	-0.05	-0.03	0.02	0	-0.06	-0.05	0.09	0.09	0.14	-0.06	-0.07	-0.04	0														
normal	-0.05	0.09	-0.02	-0.04	0.01	0	-0.04	0.01	-0.04	-0.07	-0.05	0.03	0.04	0.13	0													
experience	0.04	-0.04	-0.03	-0.03	-0.04	-0.04	-0.03	0.03	-0.03	0	-0.04	-0.05	-0.03	0.01	-0.05	0												
pain	-0.04	-0.04	-0.08	-0.04	0.02	0.02	-0.04	-0.06	-0.04	-0.06	-0.05	-0.06	-0.03	0	0.07	0.11	0											
clot	-0.04	-0.04	-0.08	-0.03	-0.04	-0.04	-0.03	0.03	0.06	0.11	-0.04	-0.05	-0.03	0.01	-0.05	0.04	0.03	0										
painful	-0.03	-0.03	-0.07	-0.03	-0.04	-0.04	-0.03	0.05	-0.03	0.01	-0.04	0.08	-0.03	0.02	0.03	0.06	-0.04	0.06	0									
cramp	-0.04	-0.04	-0.04	-0.03	-0.04	-0.05	-0.04	0.06	0.05	-0.06	-0.04	0	-0.03	0.01	0.01	0.04	0.03	0.11	0.23	0								
heavy	-0.07	-0.06	-0.11	0	-0.07	-0.08	-0.06	0.15	0.05	-0.07	-0.03	-0.06	-0.06	0.02	0.11	0.13	0.02	0.13	0.22	0.26	0							
disrupt	-0.03	-0.03	-0.07	-0.03	-0.04	-0.04	-0.03	-0.08	-0.03	-0.05	-0.04	-0.05	-0.03	-0.04	-0.04	-0.03	-0.04	-0.03	-0.03	-0.03	-0.06	0						
stop	-0.05	-0.05	-0.07	-0.05	-0.06	-0.06	-0.05	-0.01	-0.05	-0.08	-0.06	-0.03	-0.04	-0.02	-0.07	-0.05	-0.06	0.01	0.02	0	-0.02	0.02	0					
dose	-0.04	0.05	0.02	0.06	0.03	-0.04	-0.03	0.03	0.06	-0.05	-0.04	-0.05	-0.03	-0.05	-0.05	-0.04	-0.04	-0.04	-0.03	-0.04	-0.06	-0.03	0.07	0				
spotting	-0.01	0	-0.06	0.01	-0.07	-0.02	-0.05	-0.06	0.01	-0.09	-0.07	-0.01	-0.05	-0.04	-0.03	0.1	-0.01	-0.06	-0.05	0.1	-0.04	-0.05	-0.04	0	0			
start	-0.05	-0.04	-0.05	-0.04	-0.05	-0.05	0.03	-0.08	-0.04	-0.02	-0.05	0.03	-0.04	0.09	-0.06	0.02	-0.05	0.02	0.04	-0.05	0.04	-0.04	0.04	-0.04	0.06	0		
relate	-0.03	-0.03	-0.07	0.07	-0.04	-0.04	-0.03	-0.03	-0.03	-0.05	-0.04	0.02	-0.03	-0.04	-0.04	-0.03	-0.04	0.06	-0.03	0.05	-0.06	-0.03	-0.05	-0.03	0.01	0.04	0	
early	-0.04	-0.04	-0.08	-0.03	-0.04	-0.05	-0.04	-0.06	-0.03	-0.06	-0.04	-0.06	-0.03	-0.05	0.01	0.04	-0.04	-0.04	-0.03	-0.04	-0.02	-0.03	-0.05	-0.04	-0.01	-0.05	0.05	0



Highlights

- Menstrual disturbances were reported by 1 in 5 people after COVID-19 vaccination
- Perceived vaccine-related menstrual changes decreased with combined contraceptives
- Vaccinated individuals were not at increased risk of abnormal uterine bleeding
- COVID-19 disease associated with heavier menstrual flow volume

KEY RESOURCES TABLE

REAGENT or RESOURCE	SOURCE	IDENTIFIER
Deposited Data		
Data and scripts	Open Science Framework	DOI 10.17605/OSF.IO/PQXY2
Data collection platform	Qualtrics XM	www.qualtrics.com
Software and Algorithms		
R version 4.2.2	The R Project for Statistical Computing	Core Team (2020). R: A language and environment for statistical computing. R Foundation for Statistical Computing, Vienna, Austria. https://www.R-project.org/ .