



HAL
open science

Late Miocene rhinocerotids from the Balkan-Iranian province: ecological insights from dental microwear textures and enamel hypoplasia

Manon Hullot, Pierre-Olivier Antoine, Nikolai Spassov, George Koufos, Gildas Merceron

► To cite this version:

Manon Hullot, Pierre-Olivier Antoine, Nikolai Spassov, George Koufos, Gildas Merceron. Late Miocene rhinocerotids from the Balkan-Iranian province: ecological insights from dental microwear textures and enamel hypoplasia. *Historical Biology*, 2022, pp.1-18. 10.1080/08912963.2022.2095910 . hal-03747321


HAL Id: hal-03747321

<https://hal.umontpellier.fr/hal-03747321>

Submitted on 8 Aug 2022

HAL is a multi-disciplinary open access archive for the deposit and dissemination of scientific research documents, whether they are published or not. The documents may come from teaching and research institutions in France or abroad, or from public or private research centers.

L'archive ouverte pluridisciplinaire **HAL**, est destinée au dépôt et à la diffusion de documents scientifiques de niveau recherche, publiés ou non, émanant des établissements d'enseignement et de recherche français ou étrangers, des laboratoires publics ou privés.



Late Miocene rhinocerotids from the Balkan-Iranian province: ecological insights from dental microwear textures and enamel hypoplasia

Journal:	<i>Historical Biology</i>
Manuscript ID	GHBI-2022-0108.R1
Manuscript Type:	Original Article
Date Submitted by the Author:	24-Jun-2022
Complete List of Authors:	Hullot, Manon; Bayerische Staatssammlung für Paläontologie und Geologie, Antoine, Pierre-Olivier; institut des science de l'évolution Spassov, N; Bulgarian Academy of Sciences, National Museum of Natural History, Paleontology Koufos, George; Aristotle University of Thessaloniki, Dept of Geology Merceron, Gildas; Université de Poitiers
Keywords:	Vallesian, Turolian, Balkans, Rhinocerotidae, Dietary preferences, Pikermian Biome

SCHOLARONE™
Manuscripts

1
2
3 **1 Late Miocene rhinocerotids from the Balkan-Iranian province:**
4
5
6 **2 ecological insights from dental microwear textures and enamel**
7
8
9 **3 hypoplasia**
10

11
12 4
13
14 5 Manon Hullot^{a*}, Pierre-Olivier Antoine^b, Nikolai Spassov^c, George D.
15
16 6 Koufos^d, Gildas Merceron^e
17
18

19
20
21
22 8 *^aBayerische Staatssammlung für Paläontologie und Geologie, Richard-Wagner Straße,*
23
24 9 *10, 80333 Munich, Germany; ^bInstitut des Sciences de l'Évolution, UMR5554, Univ.*
25
26 10 *Montpellier, CNRS, IRD, Place Eugène Bataillon, CC064, 34095 Montpellier, France ;*
27
28 11 *^c National Museum of Natural History, Bulgarian Academy of Sciences, Tsar Osvoboditel*
29
30 12 *1, 1000 Sofia, Bulgaria; ^d Museum of Geology-Palaeontology-Palaeoanthropology of the*
31
32 13 *Aristotle University of Thessaloniki, 54124 Thessaloniki, Greece; ^e PALEVOPRIM UMR*
33
34 14 *7262, CNRS, Université de Poitiers, 86073 Poitiers, France*
35
36
37

38
39
40 16 **manon.hullot@gmail.com*
41
42
43
44
45
46
47
48
49
50
51
52
53
54
55
56
57
58
59
60

1
2
3 17 **Late Miocene rhinocerotids from the Balkan-Iranian province:**
4
5
6 18 **ecological insights from dental microwear textures and enamel**
7
8
9 19 **hypoplasia**
10
11
12
13
14
15
16
17
18
19
20
21
22
23
24
25
26
27
28
29
30
31
32
33
34
35
36
37
38
39
40
41
42
43
44
45
46
47
48
49
50
51
52
53
54
55
56
57
58
59
60

Abstract: The late Miocene is a period of increasing aridity and habitat openness in the south-eastern Mediterranean region. The impact of these changes has not been fully explored regarding rhinocerotids' ecology, although rhinoceroses were a major and diverse component of the Miocene mammalian faunas. Here we investigate the palaeoecology of rhinocerotid specimens coming from 12 localities throughout the Balkan-Iranian zoogeographic province, and covering a large part of the late Miocene (MN9 to MN13). Microwear textures confirmed the hypothesised niche partitioning between the two main rhinocerotid species – *Ceratotherium* [*Ce.*] *neumayri* (mixed-feeder including grasses) and *Dihoplus pikermiensis* (browser) – but highlighted dietary overlap between *Ce. neumayri* and the co-occurring chilothere species at Maragheh, Samos and Pentalophos-1. Although microwear did not reveal clear spatiotemporal differences, we found obvious discrepancies regarding hypoplasia prevalence: Vallesian rhinocerotid teeth displayed more defects (Xirochori and Pentalophos-1: 16.26 % of teeth affected) than Turolian specimens (all other localities: 9.72 %). Similarly, rhinocerotid teeth from eastern localities (Samos and Maragheh; supposedly more arid), had a higher hypoplasia prevalence (13.52 %) than their western counterparts (6.90 %). Insights from rhinocerotids' ecology thus challenged space and time homogeneity within Balkan-Iranian province, and the associated savanna habitat, at least regarding the sample studied here.

Keywords: Vallesian, Turolian, Balkans, Rhinocerotidae, dietary preferences, Pikermian Biome

44 Introduction

45
46 The Pikermian Biome (*sensu* Solounias et al. 1999) is a classical Turolian (late
47 Miocene) mammalian assemblage, supposedly homogeneous over the so called Greco-
48 Iranian biogeographical province (*sensu* de Bonis et al. 1979), later specified as
49 Balkano-Iranian province (*sensu* Geraads et al. 2001; Spassov et al. 2018), or the Sub-
50 Paratethyan zoogeographic province (*sensu* Bernor 1984). Although very popular, these
51 notions are debated and questioned. Indeed, faunal homogeneity has been challenged
52 (Kostopoulos 2009; Athanassiou et al. 2014), the classic savanna-like environment is
53 controverted – with reconstructions ranging from sclerophyllous evergreen woodlands
54 (Athanassiou et al. 2014; Denk 2016; Denk et al. 2018) to a savanna mosaic (Tobien
55 1967; Solounias et al. 1999; Spassov 2002; Merceron et al. 2006, 2016a) – and the
56 temporal range of the Pikermian Biome could be more restricted than previously
57 thought (see Pikermian chronofauna *sensu* Eronen et al. 2009 and the Pikermian Event
58 *sensu* Kostopoulos 2009, with an age of 7.3–7.1 Mya after Kostopoulos 2009 and 7.42–
59 7.27 Mya after Spassov et al. 2017). In fact, many rich localities of the Balkans, Aegean
60 region, or eastern Anatolia have been linked to the Pikermian Biome *sensu lato*, such as
61 Hadjidimovo, Gorna Sushitsa, Karaslari, Kiro Kuchuk, Samos, or Maragheh (Bernor et
62 al. 1996; Spassov 2002; Kostopoulos 2009; Geraads et al. 2011; Danowitz et al. 2016;
63 Spassov et al. 2018, 2019). However, the dating of large number of Southern Balkans
64 Turolian sites is unsure, as few localities (e.g. Pikermi, Gorna Sushitsa and Asmaka;
65 Böhme et al. 2017, 2018) have radiometric ages. Besides, many localities of this area
66 fall within the 7.42–7.25 Mya interval (MN12), but very few in the preceding 8.7–7.5
67 Mya interval (MN11; Kostopoulos 2009; Geraads et al. 2011).

68

1
2
3 69 All these localities yielded a typical species-rich large herbivore assemblages
4
5 70 (e.g, ruminants and hipparionine equids) and several megaherbivores such as
6
7 71 rhinocerotids, giraffids, and proboscideans (Solounias et al. 1999; Spassov 2002;
8
9 72 Koufos et al. 2009a; Theodorou et al. 2010). The classic Turolian rhinocerotid
10
11 73 assemblages are composed of one or two two-horned rhinocerotines (*Dihoplus* [*Dh.*]
12
13 74 *pikermiensis* and / or *Ceratotherium* [*Ce.*] *neumayri*) and a similar number of
14
15 75 aceratheriines either assigned to *Chilotherium*, *Acerorhinus*, or *Persiatherium* (Guérin
16
17 76 1980; Geraads 1988; Giaourtsakis 2003; Geraads and Spassov 2009; Athanassiou et al.
18
19 77 2014; Pandolfi 2016). In north-western Iran, Maragheh also yielded an elasmotheriine
20
21 78 species (*Iranotherium morgani*) in addition to this classical rhinocerotine-aceratheriine
22
23 79 fauna, making up to four distinct species and genera recognised at the same stratigraphic
24
25 80 level (lower Maragheh biostratigraphic unit, ca. 9 Mya; Pandolfi 2016). Concerning
26
27 81 rhinocerotids, in spite of widely homotaxic assemblages, obvious differences are visible
28
29 82 in the distribution and relative abundance of the species across the Southeastern
30
31 83 Mediterranean region, notably due to environmentally-controlled provincial differences
32
33 84 (Giaourtsakis et al. 2006; Athanassiou et al. 2014). Indeed, from West to East there is a
34
35 85 shift in the dominance of *Dh. pikermiensis* associated with *Acerorhinus* species, to that
36
37 86 of *Ce. neumayri* associated with *Chilotherium* species, in parallel to clear climate
38
39 87 disparities and a gradient towards more aridity and less trees towards East (Fortelius et
40
41 88 al. 2002; Giaourtsakis et al. 2006; Strömberg et al. 2007; Eronen et al. 2009;
42
43 89 Athanassiou et al. 2014).
44
45
46
47
48
49
50
51
52

53 91 Recently, the ecology of various large herbivores in several emblematic
54
55 92 localities has raised an increasing interest (e.g, Pikermi, Samos, Maragheh,
56
57 93 Hadjidimovo; Merceron et al. 2006; Solounias et al. 2010; Konidaris and Koufos 2013;
58
59
60

1
2
3 94 Danowitz et al. 2016; **Orlandi-Oliveras et al. 2022**). But, despite an abundant literature
4
5 95 on the Pikermian Biome in general, their rhinocerotid component has always been
6
7 96 under-investigated in this aspect (Giaourtsakis et al. 2006). Indeed, most works have
8
9 97 widely focused on taxonomic issues (Giaourtsakis et al. 2006; Geraads and Spassov
10
11 98 2009; Giaourtsakis 2009; Athanassiou et al. 2014; Pandolfi 2016). As for ecological
12
13 99 interpretation, dietary preferences of the two main rhinocerotid species (*Dh.*
14
15 100 *pikermiensis* and *Ce. neumayri*) were classically hypothesised based on dental
16
17 101 proportions (e.g, hypsodonty index) and similarity of occlusal pattern to modern
18
19 102 rhinoceros species (Guérin 1980; Geraads and Koufos 1990; Geraads and Spassov
20
21 103 2009). In other words, independent proxies such as dental microwear, mesowear, or
22
23 104 stable isotopy might provide original and useful palaeoecological inferences
24
25 105 (Giaourtsakis et al. 2006). This is of particular concern, especially knowing that
26
27 106 rhinocerotids were diverse and abundant large herbivores of the Pikermian fauna.
28
29
30
31
32
33
34

35 108 In this article we propose a large-scale insight into the palaeoecology of the
36
37 109 rhinocerotids from the Balkan-Iranian province based on the combination of dental
38
39 110 microwear textures (dietary proxy) and enamel hypoplasias (environmental stress
40
41 111 proxy). A dozen of localities were included in this study throughout the late Miocene
42
43 112 (MN9-MN13), and ranging from southern Bulgaria, northern and southern continental
44
45 113 Greece as well as Samos Island, to north-western Iran. Those insights on rhinocerotids
46
47 114 palaeoecology allowed us to discuss the supposed spatio-temporal homogeneity and the
48
49 115 savanna biome of the region during late Miocene.
50
51
52
53

54 116

55 117 **Materials and Methods**

56 118
57
58
59
60

1
2
3 119 We studied the rhinocerotid remains from 12 late Miocene localities included in the
4
5 120 Balkan-Iranian province (Figure 1; Table 1) and spanning the entire late Miocene
6
7 121 interval (MN9–MN13; Tortonian and Messinian standard ages; Vallesian and Turolian
8
9 122 European Land Mammal Ages). Details about the localities can be found in
10
11 123 Supplementary S1. The material studied here is curated in various European
12
13 124 institutions: the Naturhistorisches Museum Wien (NHMW), the Aristotle University of
14
15 125 Thessaloniki (AUn), the Naturhistorisches Museum Basel (NHMB), the National
16
17 126 Museum of Natural History at the Bulgarian Academy of Sciences (NMNHS) and the
18
19 127 Paleontological Museum “D. Kovachev”, Asenovgrad (PMA) – branch of the NMNHS.
20
21
22
23 128 For all details on the specimens included in this study see Supplementary S2. Due to the
24
25 129 COVID-crisis and to the relocation of the collections of the Muséum National
26
27 130 d’Histoire Naturelle of Paris, we were unable to include Turkish localities in this
28
29 131 dataset.
30
31
32

33 132

34
35 133 [Figure 1 near here]

36
37 134

38
39 135 [Table 1 near here]

40
41 136

42 43 137 ***Dental Microwear Texture Analyses (DMTA)***

44
45 138

46
47 139 Dental Microwear Texture Analysis (DMTA) is a short term proxy of diet (few days to
48
49 140 few months), widely used in palaeontology (Calandra et al. 2008; Merceron et al. 2010;
50
51 141 Jones and DeSantis 2017; Bethune et al. 2019; Hullot et al. 2021). Here we used the
52
53 142 protocol based on Scott et al. (2005, 2006) with sensitive-scale fractal analyses.
54
55
56
57

58
59 143
60

1
2
3 144 **DMT** was studied on silicone (Regular Body President, ref. 6015 - ISO 4823,
4
5 145 medium consistency, polyvinylsiloxane addition type; Coltene Whaledent) negative
6
7 146 replicas from wear facets of well-preserved molars. We sampled one tooth per
8
9
10 147 individual (preferentially second molars regardless of position and side) and focused on
11
12 148 two facets from the same enamel band, one grinding (occlusal) and one shearing
13
14 149 (lateral; if present), as the inclusion of both grinding and shearing facets in microwear
15
16 150 studies may improve dietary discrimination (Louail et al. 2021; Merceron et al. 2021).
17
18 151 Localisation of these facets on upper and lower molars is detailed in Figure 2.
19
20
21 152
22
23
24 153 [Figure 2 near here]
25
26 154
27
28 155 Silicone moulds were scanned with a Leica DCM8 confocal profilometer
29
30 156 ("TRIDENT" profilometer housed at the PALEVOPRIM, CNRS, University of
31
32 157 Poitiers) using white light confocal technology with a 100× objective (Leica
33
34 158 Microsystems; Numerical aperture: 0.90; working distance: 0.9 mm). The produced
35
36 159 scans (.plu files) were pre-treated with LeicaMap v.8.2. (Leica Microsystems). Pre-
37
38 160 treatment included surface inversion (as scans were produced on negative replicas),
39
40 161 replacement of the very few missing points (i.e, non-measured, less than 1%) by the
41
42 162 mean of the neighbouring points, removal of aberrant peaks (automatic operators
43
44 163 including a morphological filter see supplementary Information in (Merceron et al.
45
46 164 2016b), levelling of the surface, removal of form (polynomial of degree 8) and selection
47
48 165 of a 200×200 µm area (1551 × 1551 pixels) saved as a digital elevation model (.sur) to
49
50 166 be used for DMTA. The 200x200 µm surfaces were then analysed using the Scale-
51
52 167 Sensitive Fractal Analysis with SFrax (Surfract, www.surfract.com) and LeicaMap.
53
54
55
56
57
58 168
59
60

1
2
3 169 Five texture variables are considered here:
4

- 5 170 • Anisotropy (exact proportion of length-scale anisotropy of relief; epLsar),
6
7 which is an indication of the orientation concentration of surface roughness;
8 171
9
10 172 • Complexity (area-scale fractal complexity; Asfc), which measures the
11
12 roughness at a given scale;
13 173
14
15 174 • Heterogeneity of the complexity (HAsfc) – here at two different scales 3x3 and
16
17 9x9 - reflecting the variation of complexity within the studied 200x200 μm
18
19 zone;
20 176
21
22 177 • Fine textural fill volume (0.2 μm ; FTfv) estimated by filling the surface with
23
24 square cuboids of different volumes (see Scott et al. 2006 for details).
25
26
27
28

29 180 Additionally, we used an extant species dataset modified from that of Hullot et
30
31 al. (2019), with two new specimens (one of *Rhinoceros unicornis* and one of
32
33 *Rhinoceros sondaicus*), to facilitate the interpretation of dental microwear texture of the
34
35 fossil material. It consists of 17 specimens of *Ceratotherium simum* (white rhinoceros)
36
37 and 21 of *Diceros bicornis* (black rhinoceros) originated from Africa and the three
38
39 Asian species with four specimens of *Dicerorhinus sumatrensis* (Sumatran rhinoceros),
40
41 185
42 186 15 of *R. sondaicus* (Javan rhinoceros), and five of *R. unicornis* (Indian rhinoceros).
43
44
45
46

47 188 ***Enamel hypoplasia***

48
49

50 189
51
52 190 Enamel hypoplasia is a common marker of stress that is permanent, sensitive, but non-
53
54 191 specific. Hypoplasia has been linked to many causes (more than a hundred in human;
55
56 192 Small and Murray 1978), such as seasonality, birth, weaning or diseases (Goodman and
57
58 193 Rose 1990; Bratlund 1999; Mead 1999; Rothschild et al. 2001; Franz-Odenaal et al.
59
60

1
2
3 194 2003; Niven et al. 2004; Upex and Dobney 2012). We studied enamel hypoplasia with
4
5 195 the naked eye, as it provides a cheap, fast, and reliable insight (Hullot et al. 2021). We
6
7 196 analysed all cheek teeth available, both deciduous and permanent, with the exception of
8
9 197 damaged, much worn, or not properly identified teeth. This exclusion concerned 75
10
11 198 teeth and left a total of 894 teeth (288 milk molars and 606 permanent premolars and
12
13 199 molars) from the 12 localities included in the hypoplasia-aimed analysis. No standard
14
15 200 protocol is available for hypoplasia analysis, but most studies refer to the *Fédération*
16
17 201 *Dentaire Internationale* (1982) to identify hypoplasia defects (linear enamel hypoplasia
18
19 202 [LEH], pitted hypoplasia, and aplasia). After identification, we recorded qualitative data
20
21 203 (tooth affected, position of the defect on the crown, severity) and took calliper
22
23 204 measurements (distance of the defect from enamel-dentine junction, width if
24
25 205 applicable). The different types of defects and associated calliper measurements are
26
27 206 illustrated in Figure 3.
28
29
30
31
32

33 207

34
35 208 [Figure 3 near here]
36
37

38 209

40 210 ***Statistics and General Linear Mixed Models (GLMMs)***

41
42 211

43
44 212 All statistics were conducted in R (<https://www.R-project.org/>), equipped with the
45
46 213 following packages: reshape2 (Wickham 2007), dplyr (Wickham et al. 2019), lme4
47
48 214 (Bates et al. 2015), car (Fox et al. 2012), MASS (Venables and Ripley 2002). Figures
49
50 215 were done using R package ggplot2 (Wickham 2011) as well as Inkscape v.0.91.
51
52

53 216

54
55
56 217 For GLMMs, we used the same bottom-up approach as in Hullot et al. (2021)
57
58 218 based on a R code modified from Arman et al. (2019). An example of this code applied
59
60

1
2
3 219 to DMTA variable epLsar (anisotropy) is given in Supplementary S3. For DMTA
4
5 220 response variables were the five DMTA parameters (epLsar, Asfc, FTfv, HAsfc9, and
6
7 221 HAsfc81), which were modelled using Gaussian family. The factors were: specimen
8
9 222 (number of the specimen; random factor), locality, province, age (MN zones), genus,
10
11 223 tooth (e.g, second molar and fourth milk molar), position (upper or lower), side (left or
12
13 224 right), cusp (protocone, protoconid, or hypoconid), and facet (grinding or shearing).
14
15 225 Hypoplasia response variables were Hypo (1 or 0 for presence or absence of hypoplasia)
16
17 226 modelled with Binomial family, Defect (e.g, LEH, Pits, Aplasia; converted to numbers),
18
19 227 Localisation (position of the defect on the crown; mostly labial or lingual), Multiple
20
21 228 (number of defects), and Severity (from 0 to 4), for which we selected Poisson family.
22
23 229 The factors tested were: specimen (number of the specimen; random factor), genus,
24
25 230 province, locality, age (Vallesian or Turolian), tooth (e.g, first molar, fourth premolar),
26
27 231 position (upper or lower), side (left or right), and wear (low, average, high).
28
29 232 Additionally, Defect was converted and used as a factor for response variables Severity,
30
31 233 Multiple, and Localisation.
32
33
34
35
36
37
38
39

40 235 The best model was selected using Akaike's Information Criterion score (AIC;
41
42 236 lowest score), then tested for over-dispersion (estimated through the ratio of deviance
43
44 237 and degrees of freedom) and corrected if necessary by using quasi-Poisson or quasi-
45
46 238 Binomial laws from the MASS package (Venables and Ripley 2002) or by adjusting the
47
48 239 coefficients table for Gaussian laws (multiply type error by square root of the dispersion
49
50 240 factor and recalculate z and p values accordingly). In total, 300 models were compared
51
52 241 across the 10 response variables (see electronic supplementary material, S3, S4, and
53
54 242 S5).
55
56
57
58
59
60

1
2
3 244 **Results**
4

5 245
6

7 246 ***Dental microwear***
8

9
10 247
11

12 248 The p-values associated with MANOVAs (Species/Genus x Facet x Province/Locality)
13
14 249 on all five main DMTA parameters (epLsar, Asfc, FTfv, HAsfc9, HAsfc81) were the
15
16 250 lowest for Facet, ranging between 0.027 (Genus x Facet x Locality) and 0.047 (Species
17
18 251 x Facet x Locality). For all other parameters (Species, Genus, Province, Locality), p-
19
20 252 values were above 0.1 in every formula. The ANOVAs conducted for each DMTA
21
22 253 parameter revealed low p-values for several factors suggesting an effect in the
23
24 254 differences observed for all parameters but HAsfc81, as detailed in Table 2. Both types
25
26 255 of statistical tests suggested that the differences in **DMT** patterns observed were mainly
27
28 256 due to facet.
29
30
31
32

33 257
34

35 258 [Table 2 near here]
36

37 259
38
39

40 260 Median, mean and standard deviation of the mean (SD) were calculated by
41
42 261 species, facet and locality. Besides at Maragheh, the sampling was very restricted (n <
43
44 262 5), either due to low numbers of cranio-dental specimens available, or to the lack of
45
46 263 well-preserved dental microwear texture on molars. The results are detailed in Table 3.
47
48 264 We also plotted anisotropy against complexity for all specimens (Figure 4).
49

50 265
51
52

53 266 [Table 3 near here]
54

55 267
56
57

58 268 [Figure 4 near here]
59
60

269

270 The mean and median values of anisotropy for *Ceratotherium neumayri* were
271 low ($< 2.5 \times 10^{-3}$) at Pikermi, Pentalophos-1, and Strumyani, moderate ($\sim 3 \times 10^{-3}$) at
272 Maragheh and Kalimantsi, and high ($\geq 4.5 \times 10^{-3}$) at Ravin des Zouaves-5 and Samos on
273 both facets (Table 3). For complexity, the values were moderate (> 1) for most sites on
274 both facets, except for the shearing facet of Samos (0.68) and Ravin des Zouaves-5
275 (0.98), and much higher for the grinding facet at Strumyani-2 (1.98) and Samos (2.74).
276 Only four specimens of *Ce. neumayri* have anisotropy higher than the classic high
277 anisotropy threshold of 5×10^{-3} on both facets: two from Maragheh, one from Samos,
278 and one from Ravin des Zouaves-5 (Figure 4). Similarly, four specimens were above the
279 high complexity cutpoint ($Asfc = 2$) but only on the grinding facets (none on the
280 shearing ones): both specimens from Strumyani, one from Maragheh, and one from
281 Pentalophos-1.

282

283 Mean and median of $FTfv$ (in μm^3) for *Ce. neumayri* specimens were high ($> 4 \times$
284 10^4) on both facets for all localities but Pikermi (2.2×10^4), and shearing facet at
285 Maragheh (3.4×10^4). Mean and median of $HAsfc9$ and $HAsfc81$ for *Ce. neumayri*
286 varied greatly depending on the locality (Table 3). On the grinding facet, both $Hasfc$
287 were low (≤ 0.2 for $HAsfc9$ and ≤ 0.5 for $HAsfc81$) at Pentalophos-1 and Ravin des
288 Zouaves-5, but high (> 0.3 and > 0.6) at Pikermi and Samos. Values for the grinding
289 facet at Kalimantsi and Maragheh were high for $HAsfc9$ (0.3-0.4) but moderate for
290 $HAsfc81$ (> 0.5). On the shearing facet, $HAsfc9$ was moderate at Pentalophos-1 (0.25)
291 and Samos (0.22), and high at Maragheh (> 0.3) and Ravin des Zouaves-5 (0.46), while
292 $HAsfc81$ was moderate (0.5-0.6) in Maragheh, Samos, and Ravin des Zouaves-5, but
293 low at Pentalophos-1 (0.49).

294

295 *Dihoplus pikermiensis* dental microwear textures were studied from
296 Hadjidimovo and Pikermi only. This rhinocerotid had low mean and median values of
297 anisotropy ($< 2 \times 10^{-3}$) at both sites and on both facets (Table 3). These statistics were
298 high for complexity of the grinding facet (2.83) but low for the shearing facet (0.5) at
299 Pikermi, and moderate (between 1 and 2) for both facets at Hadjidimovo. On Figure 4,
300 we can see that all specimens of *Dh. pikermiensis* are below 2.5×10^{-3} for epLsar on
301 both facets, and above 1 for Asfc on grinding facet. For both sites, FTfv was high on the
302 grinding facet ($\sim 6.6 \times 10^4$) and low on the shearing one (Pikermi: 1.4×10^4 and
303 Hadjidimovo: 2.6×10^4). Mean and median of both HASfc were moderate to high on the
304 grinding facet for both localities, and low-moderate on the shearing facets (Table 3).

305

306 *Chilotherium* [*Ch.*] species from the different sites (Maragheh, Pentalophos-1,
307 Samos, and Xirochori) had various dental microwear texture profiles. *Chilotherium*
308 *persiae* had the lowest mean value of anisotropy on both facets (grinding: 2.28×10^{-3} ;
309 shearing: 3.07×10^{-3}), while *Ch. kiliasi* from Pentalophos-1 and *Ch. sp.* from Xirochori
310 had similarly high mean values on both facets (grinding: $\sim 4 \times 10^{-3}$; shearing: $\sim 6 \times 10^{-3}$).
311 *Chilotherium schlosseri* from Samos had very low mean complexity on both facets
312 (grinding: 0.64; shearing: 0.38). On the shearing facet, *Ch. persiae* and *Ch. kiliasi*
313 displayed complexity mean around 1, while *Chilotherium sp.* from Xirochori had a
314 complexity of 2.36. On the grinding facet the median Asfc was high (around 2) for all
315 species but *Ch. schlosseri*. On the grinding facet, only three specimens (all from
316 Maragheh; *Ch. persiae*) have epLsar values above the high anisotropy threshold (5×10^{-3}),
317 while about half the specimens from Maragheh and both from Pentalophos-1 (*Ch.*
318 *kiliasi*) are above the high complexity cutpoint (2; Figure 4). On the shearing facet, five

specimens display high epLsar values (3 from Maragheh, one from Pentalophos-1, and on from Xirochori) and three have high Asfc values (same one from Xirochori, and two from Maragheh; Figure 4). FTfv had high values ($> 4 \times 10^4$) on the grinding facets of all *Chilotherium* species. On the shearing facet, FTfv was low for the specimen from Xirochori (1.5×10^4), moderate for *Ch. persiae* (Maragheh) and *Ch. kiliasi* (Pentalophos-1) with a mean around 3×10^4 , and high for *Ch. schlosseri* (Samos; 5.7×10^4). HASfc medians were high (> 0.3 for HASfc9 and > 0.6 for HASfc81) on the grinding facet all species but that at Xirochori (HASfc9: 0.2; HASfc81: 0.44). Hasfc medians on the shearing facet were low for *Ch. schlosseri* and moderate to high for all three other species.

Teeth of all representatives of *Acerorhinus* (from Gorna Sushitsa, Kocherinovo, and Kalimantsi) had low values of anisotropy, between 1 and 2×10^{-3} on both facets, except the shearing facet of the specimen from Gorna Sushitsa (6.6×10^{-3}). Values of complexity were moderate, between 1 and 1.5, on both facets, except for the grinding facet of the specimen of Kocherinovo (4.3). FTfv was high ($> 4 \times 10^4$) on the grinding facet at Kalimantsi and Kocherinovo, and the shearing facet at Gorna Sushitsa, moderate otherwise ($> 2.5 \times 10^4$; Table 3). Eventually, HASfc9 was high (0.3–0.5) on the grinding facet at all sites and low to moderate on the shearing ones (Kocherinovo: 0.19; Gorna Sushitsa: 0.29), while HASfc81 was moderate (0.5–0.6) for all but the shearing facets of the specimen of Gorna Sushitsa (> 1).

GLMM

The results observed with basic statistics (mean, median) were retrieved with GLMMs, confirming the reliability of this approach. For all response variables (epLsar, Asfc,

1
2
3 344 FTfv, HAsfc9, and HAsfc81), model support increased (i.e, lower AIC) when
4
5 345 intraspecific factors were included (e.g, Facet, Genus, Province). When Genus was not
6
7 346 forced into the models, the final models contained two to five factors, including
8
9 347 Specimen, the random factor, by default in all models. Genus was in the final models of
10
11 348 epLsar and HAsfc81, Facet in that of epLsar, Asfc and FTfv, and Province in that of
12
13 349 HAsfc9 and HAsfc81. Details and comparison of all models can be seen in electronic
14
15 350 supplementary material S3 and S4.
16
17
18
19
20

21 352 GLMMs results revealed the impact of Facet, Genus, and Province on the dental
22
23 353 microwear pattern. We found more differences in dental microwear with GLMM than
24
25 354 with the classic MANOVA / ANOVAs approach. Between Genus (corresponding to a
26
27 355 single species except for *Chilotherium*) few differences were noticed: *Ceratotherium*
28
29 356 has higher anisotropy than *Dihoplus* ($df = 58; \alpha = 0.05, t\text{-value} = -3.094$), but lower
30
31 357 complexity and HAsfc81 than *Chilotherium* and *Acerorhinus* ($df > 60; \alpha = 0.05, t\text{-}$
32
33 358 $\text{values} > 1.7$). The choice of the studied facet also appears crucial as the shearing facet
34
35 359 has higher values of anisotropy ($df = 58; \alpha = 0.05, t\text{-value} = 2.14$) but lower values of
36
37 360 complexity and fine textural fill volume ($df > 60; \alpha = 0.05, \text{absolute of } t\text{-value} > 1.7$)
38
39 361 than the grinding facet. Eventually, Western localities specimens have lower HAsfc9
40
41 362 and HAsfc81 than Eastern ones ($df > 60, \alpha = 0.95, \text{absolute of } t\text{-values} > 1.7$).
42
43
44
45
46
47
48

49 364 Besides the facet, the sampling site (tooth locus, position, side, cusp) had
50
51 365 sometimes a confounding effect. Right teeth had lower complexity and HAsfc81 ($df >$
52
53 366 $60, \alpha = 0.95, \text{absolute of } t\text{-values} > 1.7$) than their left counterparts. Similarly, upper
54
55 367 teeth display higher anisotropy than lower teeth ($df = 58; \alpha = 0.05, t\text{-value} = 3.199$), and
56
57 368 the protocone has lower FTfv than the protoconid ($df = 63, \alpha = 0.95, t\text{-value} = -2.24$).
58
59
60

1
2
3 369 Eventually, second molars had higher epLsar values than third ones, but lower than first
4
5 370 molars ($df > 60$, $\alpha = 0.95$, absolute of t-values > 1.7). Tuckey's contrasts also
6
7 371 highlighted that M3 had lower epLsar than M1 (p -value < 0.001).
8
9

10 372

11 373 *GLMM - Comparison to extant dataset*

12
13
14 374 When compared to the extant dataset, all fossil species had lower values of anisotropy
15
16 375 than the grazing *Ce. simum* and the folivore *Dc. sumatrensis* ($df = 165$, $\alpha = 0.05$, t-value
17
18 376 threshold: ± 1.645). Moreover, *Dihoplus pikermiensis* had lower anisotropy than the
19
20 377 browsing *Ds. bicornis* (t-value = - 1.71) and the variable grazer *R. unicornis* (t-value = -
21
22 378 2.18). Concerning complexity, *Ce. neumayri*, *Chilotherium*, and *Dihoplus pikermiensis*
23
24 379 had lower complexity values than both extant browsing species, *Ds. bicornis* and *R.*
25
26 380 *sondaicus* ($df = 165$, $\alpha = 0.05$, t-value threshold: ± 1.645). HAsfc81 values of *Ce.*
27
28 381 *neumayri* were significantly lower than that of *Ce. simum* (t-value = - 2.33), *R.*
29
30 382 *sondaicus* (t-value = - 2.77), and *Ds. bicornis* (t-value = - 1.87), while those of *Dh.*
31
32 383 *pikermiensis* were significantly lower than the ones of only the extant grazing species
33
34 384 *Ce. simum* (t-value = - 1.78), and the browser *R. sondaicus* (t-value = - 2.12). However,
35
36 385 there were no critical differences in FTfv and HAsfc9 values between the extant and
37
38 386 extinct rhinocerotids.
39
40
41
42
43
44

45 387

46 388 *Hypoplasia*

47 389

48
49
50
51 390 Out of the 894 rhinocerotid teeth studied throughout the Balkan-Iranian province, only
52
53 391 94 presented hypoplasia, corresponding to around 10.51 %. This relatively moderate
54
55 392 prevalence is however very distinct depending on the species, tooth locus, and locality
56
57 393 considered (Table 4). Overall, milk molars (38/288; 13.19 %) were more affected than
58
59
60

1
2
3 394 permanent teeth (56/606; 9.24 %; Table 4). Similarly, upper teeth (47/508; 9.25 %)
4
5 395 were less affected than their lower counterparts (47/386; 12.18 %; Table 4). When all
6
7 396 species and localities are merged (Table 4; Figure 5), the most affected tooth locus is
8
9 397 D4/d4 with 35.06 % (27/77 teeth being hypoplastic), while the least affected are D1/d1
10
11 398 (3/63; 4.76 %) and D3/d3 (3/79; 3.80 %). We also found a relatively high prevalence for
12
13 399 M2/m2 (14/105; 13.33 %) and M3/m3 (14/84; 16.67 %).
14
15
16
17
18

19 401 [Table 4 near here]
20
21
22 402

23
24 403 Once all localities and teeth are merged, *Ch. kiliasi* and *Ch. schlosseri* were the
25
26 404 most affected species with both 22.22 % of teeth bearing a defect (14/63 and 2/9
27
28 405 hypoplastic teeth respectively; Table 4), followed by *Ch. persiae* (39/337; 11.57 %).
29
30 406 The least affected species were *I. morgani* and the *Dihoplus* species from Slatino with
31
32 407 no teeth hypoplastic (Table 4; Figure 6). Both two-horned rhinocerotine species, *Ce.*
33
34 408 *neumayri* and *Dh. pikermiensis*, have similarly low overall hypoplasia prevalence,
35
36 409 around 8 % (21/248 and 11/134 hypoplastic teeth, respectively). All other species
37
38 410 exhibit a similar prevalence, with around 7-9 % of teeth being hypoplastic. Only one
39
40 411 tooth out of ten (10 %) is affected by hypoplasia for the *Chilotherium* sp. skull from
41
42 412 Xirochori, and four teeth out of 60 (6.67 %) for the *Acerorhinus* sp. specimens. No
43
44 413 permanent tooth (0/58) is affected for *D. pikermiensis* but 14.47 % (11/76) of milk teeth
45
46 414 are hypoplastic.
47
48
49
50

51 415
52
53 416 Figure 5 highlighted prevalence differences between Eastern localities (Samos
54
55 417 and Maragheh) and Western ones (all others), and between Vallesian sites (Pentalophos-
56
57 418 1 and Xirochori) and Turolian ones (all others). The Eastern localities presented twice
58
59
60

1
2
3 419 as more frequent hypoplastic teeth in total (66/488; 13.52 %) than the Western sites
4
5 420 (28/406; 6.90 %). Although it may not be obvious visually, rhinocerotids from Vallesian
6
7 421 localities had a prevalence 1.5 times higher (20/123; 16.26 %) than Turolian ones
8
9 422 (74/761; 9.72 %). The rhinocerotids from Samos were the most prone to hypoplasia
10
11 423 with 27.94 % (19/68) of their teeth bearing at least one defect. Hypoplasia was also
12
13 424 frequent at Pentalophos-1 (19/123; 15.45 %) and Maragheh (47/420; 11.19 %). On the
14
15 425 contrary, no hypoplasia was recorded in several localities having yielded only a few
16
17 426 exploitable specimens, such as Gorna Sushista (two maxillaes, one skull), Kocherinovo
18
19 427 (one mandible), Ravin des Zouaves (two skulls, one mandible), and Slatino (two
20
21 428 maxillaes). The detail of hypoplasia counts and prevalence by species, locus, and
22
23 429 locality is available in Supplementary S6.
24
25
26
27
28
29
30
31
32
33
34
35
36
37
38
39
40
41
42
43
44
45
46
47
48
49
50
51
52
53
54
55
56
57
58
59
60

430
431 [Figure 5 near here]

432
433 The previous results are based on counts on each tooth as if it were isolated, but
434 many specimens were mandibles and maxillaes (i.e, associated teeth). This means that
435 some events of hypoplasia might have been counted more than once, as hypoplasia is
436 likely to affect all co-developing teeth in a given individual, which may somewhat bias
437 the interpretation of hypoplasia prevalence. For instance, 16.67 % (2/12) of
438 *Persiatherium rodleri* teeth present hypoplasia, but they all belong to the same skull,
439 and both hypoplastic teeth (left and right M2) document the same hypoplasia event.
440 Thus, Table 5 presents the results of hypoplasia prevalence when associated teeth are
441 considered.

442
443 [Table 5 near here]

444

1
2
3 445 Overall, *Chilotherium* species seem to be particularly affected by hypoplasia. At
4
5 446 Pentalophos-1, 66.67 % of the specimens of *Ch. kiliasi* presented hypoplasia, while at
6
7 447 Maragheh 47.06 % of maxillae and mandibles had at least one defect. Specimens of
8
9 448 *Ce. neumayri* and *Dh. pikermiense* at all localities seem less affected than the
10
11 449 chilothers. Nearly all dental material studied from Samos displayed hypoplasia, while
12
13 450 at Kalimantsi only three remains, all of *Acerorhinus* sp, were affected (Table 5).
14
15
16
17 451

18
19 452 Clear phylogenetic differences are also evident on Figure 6. Although both
20
21 453 restricted in specimens and species, the Elasmotheriina seem really spared by
22
23 454 hypoplasia, a result also noted in other early to middle Miocene species (Hullot et al.
24
25 455 2022). On the contrary, Aceratheriina are very prone to having hypoplastic defects.
26
27 456 Eventually, Rhinocerotina species are more or less affected depending on the locality.
28
29 457 This could suggest that hypoplasia in this tribe reflects more the local conditions rather
30
31 458 than a specific susceptibility to stress.
32
33
34
35
36
37
38
39
40
41
42
43
44
45
46
47
48
49
50
51
52
53
54
55
56
57
58
59
60

460 [Figure 6 near here]

461

462 *GLMM*

463 For all response variables (Hypo, Defect, Multiple, Localisation, and Severity), model
464 support increased (lower AIC) when intraspecific factors (e.g, Tooth Loci, Genus) were
465 included. When Genus was not forced into the models, the final models contained two
466 to seven factors, including Specimen, the random factor, by default in all models.
467 Defect (converted to a factor) was in the final models of all concerned variables
468 (Multiple, Localisation, and Severity). Age and Province were in the final models of

1
2
3 469 Hypo and Defect, and Position was in that of Hypo and Localisation. Details and
4
5 470 comparison of all models can be seen in electronic supplementary material S3 and S5.
6
7
8 471

9
10 472 Based on GLMMs results, we can investigate the influence of Province and Age
11
12 473 on the hypoplasia pattern. Rhinocerotid teeth from Western localities are less affected
13
14 474 by hypoplasia ($p\text{-value} = 2.2 \times 10^{-4}$) than those from Eastern localities (Samos and
15
16 475 Maragheh), but no significant differences in the nature of the defects were found.
17
18 476 Vallesian rhinocerotids (from Pentalophos-1 and Xirochori) are more prone to
19
20 477 hypoplastic defects on their teeth than Turolian ones ($p\text{-value} = 1.03 \times 10^{-3}$), and the
21
22 478 type of defects is also different ($p\text{-value} = 9.21 \times 10^{-3}$). The only interspecific
23
24 479 differences detected were between *Ce. neumayri* and *Dh. pikermiensis* ($p\text{-value} = 0.036$)
25
26 480 or *Acerorhinus* ($p\text{-value} = 0.052$). Concerning tooth loci, all teeth but P4/p4 presented
27
28 481 less hypoplastic defects than D4/d4 ($p\text{-values} \leq 0.001$; except for M2/m2: $p\text{-value} =$
29
30 482 0.011 and M3/m3: $p\text{-value} = 0.045$).
31
32
33
34
35
36
37
38
39
40
41
42
43
44
45
46
47
48
49
50
51
52
53
54
55
56
57
58
59
60

484 Other effects were also observed. For instance, upper teeth tended to have less
485 defects than their lower counterparts (47/508 and 47/386 teeth affected, respectively; $p\text{-}$
486 $\text{value} = 0.045$), and the defects are less frequently observed on the labial side ($p\text{-value} =$
487 0.016). Besides between upper and lower teeth, no difference in defect localisation
488 (labial vs. lingual) was observed ($p\text{-values} > 0.3$). Concerning defect type, LEHs were
489 more frequently multiple than pits, aplasia and other types of defects. LEH were also
490 more often severe than pits or other defects ($p\text{-values} < 0.02$). Concerning pits, this
491 result might be due to the way pits are recorded in the first place (i.e, several pits
492 identified as a single hypoplasia event) and their aetiology (less ameloblasts disrupted
493 than for LEH or aplasia).

494

495 **Discussion**

496

497 ***Dietary preferences of the studied specimens***

498

499 Regarding DMTA, seven rhinocerotid species belonging to four genera (*Ceratotherium*,
500 *Dihoplus*, *Chilotherium*, *Acerorhinus*) were studied. The reconstructed dietary
501 preferences are detailed by locality and by species in Table 6.

502

503 [Table 6 near here]

504

505 The dental microwear texture profile (Figure 4) of *Ceratotherium neumayri*,
506 with few specimens displaying high values of anisotropy ($> 5 \times 10^{-3}$; grinding: 4/16;
507 shearing: 4/9) and complexity (> 2 ; grinding: 4/16; shearing: 0/9), suggests quite soft
508 food items and excludes pure grazing for the concerned individuals (except for the
509 specimen of Samos). The moderate to high mean values of HAsfc9 and HAsfc81 at all
510 sites (Table 3) point towards a certain intra-individual dietary versatility, incompatible
511 with a monotypic diet such as pure grazing and strict folivory (Scott 2012; Ramdarshan
512 et al. 2016; Merceron et al. 2018; Hullo et al. 2019), two dietary behaviours also
513 excluded regarding the differences with the extant grazer *Ceratotherium simum*
514 highlighted by GLMMs. Our results are instead compatible with a mixed-feeding
515 feeding behaviour. Such a diet is consistent with statements from the literature, as many
516 authors stated that strict grazing similar to that of extant white rhinoceros
517 (*Ceratotherium simum*) was very unlikely (Guérin 1980; Geraads and Koufos 1990;
518 Giaourtsakis et al. 2006; Geraads and Spassov 2009) although this rhinoceros has

1
2
3 519 adaptations to low-level vegetation (Geraads and Spassov 2009). The only other
4
5 520 microwear (2D) study including this species (Solounias et al. 2010), suggested a grazing
6
7 521 behaviour, contrary to our present specimen from Pikermi, but the study also included
8
9 522 only one tooth from Pikermi (Figure 4).

523

14 524 *Chilotherium* species are also thought to be non-specialist grazers (Geraads and
15
16
17 525 Koufos 1990; Geraads and Spassov 2009). Our results show a wide range of anisotropy
18
19 526 values (Figure 4), and moderate to high Hasfc means (Table 3) for species assigned to
20
21 527 this genus, recalling the microwear textures of *Ce. neumayri*. This suggests a similar
22
23 528 mixed-feeding behaviour for *Chilotherium* spp. and *Ce. neumayri*. Therefore,
24
25 529 competition for food resources may have occurred between these species around the
26
27 530 localities where they co-occur (e.g, Samos, Maragheh, Pentalophos-1, and Gorna
28
29 531 Sushitsa). However, several specimens of *Ch. persiae* (Maragheh; n = 6/13) and all of
30
31 532 *Ch. kiliasi* (Pentalophos-1; n = 2/2) display high values of complexity (> 2) on the
32
33 533 grinding facet, contrary to *Ce. neumayri*. This suggests the inclusion of harder browse
34
35 534 items in the diet of these chilothers, either due to competition (shift in the diet in harsh
36
37 535 conditions) or to resource partitioning. In a previous study, the mesowear score of *Ch.*
38
39 536 *persiae* (MS = 0.3; n = 12) even suggested browsing preferences for this quite high-
40
41 537 crowned rhinocerotid (Jokela 2015).

538

49 539 *Dihoplus pikermiensis* has a browsing signature, with low values of anisotropy
50
51 540 and moderate values of complexity (Figure 4), as expected based on the low-crowned
52
53 541 cheek teeth of this rhinocerotine (Guérin 1980; Giaourtsakis et al. 2006; Geraads and
54
55 542 Spassov 2009). The preliminary results (n = 3 from Pikermi) of 2D microwear from
56
57 543 Solounias et al. (2010) pointed towards a grazing behaviour. This discrepancy can be

1
2
3 544 explained by a sampling bias due to the restricted number of specimens in both studies.
4
5 545 Thus, our results suggest that the main rhinocerotids of the Pikermian Biome, *Dihoplus*
6
7 546 *pikermiensis* and *Ceratotherium neumayri*, had different dietary preferences and food
8
9
10 547 niches, further reflected in their microwear textures, and as already proposed by
11
12 548 previous studies (Spassov et al. 2006; Giaourtsakis et al. 2006; Geraads and Spassov
13
14 549 2009).

15
16
17 550
18
19 551 Our restricted pool of *Acerorhinus* sp. specimens points towards browsing or
20
21 552 mixed-feeding behaviour. Browsing has already been proposed for some species of
22
23 553 these genus based on dental morphology. Indeed, representatives of *Acerorhinus* have
24
25 554 brachydont, non-prismatic crowns suggesting a diet based primarily on non-fibrous and
26
27 555 non-abrasive food (i.e, browsing; Athanassiou et al. 2014). Moreover, the strong
28
29 556 cingulum on the teeth might suggest the consumption of branches and thorns, as this
30
31 557 structure has been proposed as gingiva protection during mastication of such hard
32
33 558 objects (Heissig 2012). The consumption of hard objects should result in high values of
34
35 559 complexity, as observed on the grinding facet of the specimen from Kocherinovo and
36
37 560 one other from Kalimantsi. A browsing diet is also consistent with the reconstructed
38
39 561 landscape at Kocherinovo, as dominated by open woodland and shrubland (Hristova et
40
41 562 al. 2013).

42
43
44 563
45
46 564 Interestingly, all rhinocerotid species at Maragheh – *Ce. neumayri*, *Ch. persiae*,
47
48 565 *I. morgani* (DMT not studied), and *P. rodleri* (DMT not studied) – are relatively
49
50 566 hypsodont and adapted to open and dry environments (Pandolfi 2016). However, the
51
52 567 link between hypsodonty and grazing is controverted. Indeed, hypsodonty might be
53
54 568 either a way to compensate for the ingestion of more food due to poor nutritional
55
56
57
58
59
60

1
2
3 569 quality, and/or a way to consume a greater diversity of resources, or even protect from
4
5 570 excessive abrasion due to exogenous abrasive loads in open and dry environments
6
7
8 571 (Semprebon and Rivals 2007; Damuth and Janis 2011; Jardine et al. 2012; Semprebon
9
10 572 et al. 2019). A mixed-feeding diet has for instance been proposed for the subhypsodont
11
12 573 elasmotheriines *Hispanotherium beonense* from Béon 1 (MN4; France) and
13
14 574 *Hispanotherium* cf. *matritense* from Gračanica (MN5; Bosnia-Herzegovina), based on
15
16
17 575 dental wear (micro- and meso- wear) data (Xafis et al. 2020; Hullot et al. 2021).
18
19 576 Moreover, our DMTA results for *Ce. neumayri* and *Ch. persiae*, do not support a pure
20
21 577 grazing diet for neither of them and suggest a potential niche partitioning or dietary shift
22
23
24 578 due to competition.

25
26 57927
28 580 ***Interactions with other mammalian herbivores***29
30
31 581

32
33 582 In addition to rhinocerotids, the fossil localities studied have yielded many other
34
35 583 mammalian herbivores species such as other perissodactyls, artiodactyls and
36
37 584 proboscideans (NOW Database, 2020 and citations therein), as well as micro-herbivores
38
39
40 585 (rodents, lagomorphs) but very few is known about their palaeoecology. Faunal lists by
41
42 586 locality are detailed in Supplementary S1. Although co-occurrence is not a good proxy
43
44 587 for ecological interactions (Blanchet et al. 2020), it is possible that some of these
45
46 588 herbivores were competing for or partitioning food resources with the rhinocerotids.
47
48
49 589 Niche partitioning can take place through different strategies, such as resources
50
51 590 partitioning, living in different habitats, having different body masses or different
52
53 591 feeding heights (Hutchinson 1959; Schoener 1974; Arsenault and Owen-Smith 2008).

54
55
56 592
57
58
59
60

1
2
3 593 Most species of perissodactyls (beside rhinocerotids) found in the studied
4
5 594 localities are hipparions (*Cremohipparion*, *Hipparion*, and *Hippotherium*), as tapirs are
6
7 595 relatively rare (Koufos 2006) and chalicotheres limited in number (S1). Exploitation of
8
9 596 C3 grasses (mixed-feeding and grazing) is suggested by microwear analyses of several
10
11 597 hipparion species from Samos and Pikermi (Koufos et al. 2009b; Solounias et al. 2010),
12
13 598 as well as from Hadjidimovo, Kalimantsi, and Strumyani (Clavel et al. 2012), although
14
15 599 most species do not fully rely on this resource (mixed-feeders; Orlandi-Oliveras et al.
16
17 600 2022). Regarding chalicotheres, *Ancylotherium pentelicum* studied at Pikermi and
18
19 601 Samos, but also present at Hadjidimovo, Kalimantsi and Maragheh, has a dental
20
21 602 microwear indicating the inclusion of harder objects such as branches or bark
22
23 603 (Semprebon et al. 2011). Thus, it appears that hipparions, chalicotheres, and
24
25 604 rhinocerotids exploited quite different niches, suggesting little or no competition for
26
27 605 resources.
28
29
30
31
32
33
34

35 607 Artiodactyl species are also very common at the localities studied, and this clade
36
37 608 is often considered to be a competitor of perissodactyls (Janis 1976). Indeed, the
38
39 609 microwear signature of most bovids species points towards browsing or mixed-feeding
40
41 610 preferences (Merceron et al. 2006; Solounias et al. 2010; Clavel et al. 2012), similarly
42
43 611 to what is found for rhinocerotids. However, some artiodactyls (e.g. some bovids and
44
45 612 giraffids) from Greek localities (Samos, Pikermi, Axios Valley) seem to have been
46
47 613 grazers, a feeding preference not occupied by the rhinocerotids studied here (Quade et
48
49 614 al. 1994; Merceron et al. 2007, 2018; Solounias et al. 2010). In contrast, no strictly
50
51 615 grazing bovid species are found at Hadjidimovo, nor at Kalimantsi according to dental
52
53 616 microwear and enamel carbon stable isotopes composition (Merceron et al. 2006).
54
55
56
57
58
59
60

1
2
3 618 Concerning proboscideans, *Choerolophodon* is the most abundant genus in our
4
5 619 localities (*C. anatolicus* at Pentalophos-1, *C. pentelici* at Ravin des Zouaves-5,
6
7 620 Xirochori, Pikermi and Samos; S1). Other proboscidean species are also found in the
8
9 621 region (e.g, *Mammuth* sp, *Deinotherium giganteum*), but they are not included in former
10
11 622 studies dealing with the relevant deposits (e.g, Solounias et al. 2010). The dental
12
13 623 microwear texture of both *Choerolophodon* species from the Axios Valley supports the
14
15 624 consumption of herbaceous monocotyledons, consistent with the arid climatic
16
17 625 conditions and the absence of this genus in Central, Western and Northern Europe
18
19 626 (Konidaris et al. 2016). In his master's thesis, Loponen (2020) also finds a grass
20
21 627 preference for *C. pentelici* from Maragheh using the mesowear angle. Thus, it is
22
23 628 unlikely that *Choerolophodon* and rhinocerotids were competing for food resources on a
24
25 629 yearly base. Such a niche partitioning is observed today between the Asian elephant
26
27 630 (*Elephas maximus*) and the sympatric Indian rhinoceros (*Rhinoceros unicornis*), but not
28
29 631 between the African bush elephant (*Loxodonta Africana*) and the black rhinoceros
30
31 632 (*Diceros bicornis*) competing for browse resources at the expenses of the rhinoceros
32
33 633 (Landman et al. 2013).
34
35
36
37
38
39
40
41

42 635 ***Stress susceptibility***

43
44 636
45
46 637 The prevalence of hypoplasia on late Miocene rhinocerotid teeth from the localities
47
48 638 studied here is overall low (10.51 %). There are, however, great discrepancies
49
50 639 depending on the locality, species, and tooth locus considered. Most localities had a null
51
52 640 (Ravin des Zouaves-5, Gorna Sushitsa, Kocherinovo, Slatino) or very low (< 5 %;
53
54 641 Hadjidimovo, Kalimantsi, Pikermi, Strumyani-2) prevalence of hypoplasia, contrasting
55
56 642 with the higher prevalences at Xirochori (10 %), Maragheh (11.19 %), Pentalophos-1
57
58
59
60

1
2
3 643 (15.45 %), and Samos (27.94 %). In the literature, hypoplasia in rhinocerotids has been
4
5 644 reported in several sites, mostly of Pleistocene age (Bratlund 1999; Fourvel et al. 2015;
6
7 645 Bacon et al. 2018). The prevalence and loci affected vary greatly, from nearly no teeth
8
9 646 affected (e.g, Siwalik rhinocerotids, middle and late Miocene of Pakistan; Antoine in
10
11 647 press.) to more than 25 % being hypoplastic at Coc Muoi (Pleistocene, Vietnam; 26.8 %
12
13 648 of rhinocerotid teeth affected and mostly permanent ones; Bacon et al. 2018), Béon 1
14
15 649 (late early Miocene, France; 25.96 %; Hullot et al. 2021) or Gračanica (early middle
16
17 649 Miocene, Bosnia-Herzegovina; 48.39 %; Hullot et al. 2022).
18
19
20
21
22
23

24 652 The most affected loci were D4/d4 overall. These loci frequently bear
25
26 653 hypoplasia at various localities (> 20 % at Pentalophos-1, Maragheh, Samos, Pikermi)
27
28 654 and for several species (15 to 59 % of the D4/d4 of *Ce. neumayri*, *Dh. pikermiensis*, *Ch.*
29
30 655 *persiae*). Hypoplasias on D4/d4 have already been noticed as frequent in rhinocerotids
31
32 656 (Mead, 1999; Hullot et al. 2021), and correlated to birth related stresses. Hypoplasia
33
34 657 was also common on second and third molars overall. However, hypoplasia on these
35
36 658 loci was restricted to rhinocerotids from Maragheh (*Ch. persiae*, *Ce. neumayri*, and *P.*
37
38 659 *rodleri*), *Ch. kiliasi* from Pentalophos-1, and *Acerorhinus* sp. from Kalimantsi
39
40 660 (Supplementary S5). Enamel hypoplasia on second and third molars have been
41
42 661 correlated with environmental stresses (and not pre-weaning or pre-birth stress as those
43
44 662 teeth mostly mineralize after the weaning), like seasonality, in extant sheep (Upex and
45
46 663 Dobney 2012) and in an extinct giraffid (Franz-Odenaal et al. 2003). Seasonality is
47
48 664 also likely to induce hypoplasia at these loci in rhinoceroses, as these teeth are the last
49
50 665 to develop in rhinocerotids and may thus record post-weaning stresses (Hitchins 1978;
51
52 666 Hillman-Smith et al. 1986; Böhmer et al. 2016). At all three sites certain aridity and
53
54 667 seasonality are mentioned (Merceron et al. 2006, 2007; Geraads and Spassov 2009;
55
56
57
58
59
60

1
2
3 668 Ataabadi et al. 2016) and could have been responsible of punctual stresses, such as food
4
5 669 scarcity or drought.
6
7
8 670

9
10 671 *Chilotherium* species in general seem particularly susceptible to hypoplasia with
11
12 672 13.37 % of the teeth being affected (56/419), and more than 20 % for *Ch. schlosseri* at
13
14 673 Samos (2/9; 22.22 %) and for *Ch. kiliasi* at Pentalophos-1 (14/63; 22.22 %). While at
15
16 674 Samos, investigated rhinocerotid teeth seem to be particularly affected regardless of
17
18 675 their taxonomic assignment, suggesting a particularly stressful environment in general,
19
20 676 the situation is much more contrasted at Pentalophos-1 with *Ce. neumayri* relatively
21
22 677 spared (5/60; 8.33 %). These discrepancies between rhinocerotids from the same
23
24 678 locality may therefore highlight specific susceptibilities to hypoplasia. The dental loci
25
26 679 affected at Pentalophos-1 suggest early life stresses only for *Ce. neumayri* (d4, p3, p4),
27
28 680 while *Ch. kiliasi* teeth present both early life stresses and seasonality-related ones
29
30 681 (m2/M2 and m3/M3). Interestingly, DMT patterns suggested a potential competition
31
32 682 between these species, which may have led to a dietary shift in *Ch. kiliasi* during period
33
34 683 of shortage. Such a competition could be the cause of some of the observed hypoplasias.
35
36 684 As opposed to chilothere species, *Dh. pikermiensis* presents very few hypoplastic teeth
37
38 685 with the notable exception of Samos (where 8/16 teeth are hypoplastic), and no
39
40 686 permanent tooth affected (0/58). Our results point towards less susceptibility to stresses
41
42 687 in the studied elasmotheriine (*Iranotherium*, no hypoplasia recorded), Rhinocerotini
43
44 688 (*Ceratotherium* + *Dihoplus*), contrary to the Aceratheriini (*Chilotherium* +
45
46 689 *Acerorhinus*).
47
48
49
50
51
52
53
54
55

56 691 ***Impact of spatial (longitude), temporal, and environmental variations***
57
58
59
60

1
2
3 693 We found that Western localities rhinocerotids were less affected by hypoplasia than
4
5 694 their Eastern counterparts (Samos and Maragheh). This could be linked to the increased
6
7 695 aridity towards the East (Fortelius et al. 2002; Giaourtsakis et al. 2006; Strömberg et al.
8
9 696 2007; Eronen et al. 2009; Athanassiou et al. 2014), creating harsher and more stressful
10
11 697 conditions for the fauna, with punctual resource shortage. These drier conditions are
12
13 698 supported by the presence of more hypsodont and mesodont forms at Maragheh and
14
15 699 Samos than at Pikermi, but a clear aridity gradient from West to East has been disputed
16
17 700 (Ataabadi et al. 2013). Similarly, Vallesian rhinocerotids (from Pentalophos-1 and
18
19 701 Xirochori) are more prone to hypoplastic defects (20/123; 16.26 %) than Turolian ones
20
21 702 (74/761; 9.72 %). During the Vallesian, climatic conditions changed drastically from a
22
23 703 washhouse episode (10.2 to 9.8 Mya) to a cooler and drier phase (9.7 to 9.5 Mya;
24
25 704 Böhme et al. 2008). This event is known as the Vallesian crisis and resulted in a higher
26
27 705 seasonality with cold winters and punctual unavailability of fruit resources, often
28
29 706 associated with the extinction of hominoid species in Europe (Agustí et al. 2003), and
30
31 707 resulted in more open environments (de Bonis et al. 1992a,b). Interestingly, both
32
33 708 Vallesian sites from the Axios-Valley are roughly coeval with this crisis (Pentalophos-
34
35 709 1, late MN9 and Xirochori ~ 9.6 Mya; Koufos 2006a).

36
37 710
38
39 711 Some authors, however, challenged the temporal homogeneity of this
40
41 712 aridification event at the European scale, and suggested that Southeastern
42
43 713 Mediterranean localities experienced it earlier, during the earliest late Miocene (11
44
45 714 Mya), and already had quite open and dry environments during the Vallesian interval
46
47 715 (Koufos 2006), although aridity increased in the second half of the Turolian (Böhme et
48
49 716 al. 2017). The high prevalence observed for enamel hypoplasia could thus only
50
51 717 document relatively harsh conditions for rhinocerotids around these localities instead of
52
53
54
55
56
57
58
59
60

1
2
3 718 the Vallesian crisis itself. The inclusion of more Vallesian localities from Southeastern
4
5 719 Mediterranean region and the investigation of hypoplasia in other non-related taxa could
6
7
8 720 help discriminate between these two hypotheses.
9

10 721

11
12 722 Concerning dietary preferences, no clear differences were observed neither
13
14 723 between the species of both regions nor within species at different localities (Figure 4).
15
16 724 This finding was surprising regarding previous studies and inferences. In Southern
17
18 725 Bulgaria, a gradual aridification – notably between Hadjidimovo and Kalimantsi – is
19
20 726 suggested by changes in dental microwear signals of bovids and by the presence of the
21
22 727 open-habitat specialist *Ce. neumayri* in latter localities (Merceron et al. 2006; Geraads
23
24 728 and Spassov 2009; Clavel et al. 2012). We did not observe such differences in the
25
26 729 microwear textures of the studied rhinocerotids. Moreover, a series of adaptations are
27
28 730 observed in the *Ce. neumayri* lineage (e.g, the gradual size growth, lengthening and
29
30 731 lowering of the skull), linked with increasingly open and/or seasonal environments and
31
32 732 their nutritionally inferior forage, indicating a probable progressive shift in the diet
33
34 733 towards a coarser, mixed diet (Giaourtsakis 2009). Once again, we did not retrieve such
35
36 734 a pattern in our DMTA results, but our sampling was restricted and DMTA unravel
37
38 735 short-term insights of the diet.
39

40 736

41
42 737 ***Broader implications: palaeoenvironments, and the so-called “Pikermian Biome”***
43

44 738

45
46 739 Although our results did not suggest drastic differences in the feeding strategies of the
47
48 740 rhinocerotids studied here, either over time or space, the hypoplasia prevalence
49
50 741 highlighted probable discrepancies in the local conditions. Thus a space and time
51
52
53
54
55
56
57
58
59
60

1
2
3 742 continuum of the ecosystems throughout the Balkan-Iranian province as hypothesised
4
5 743 by the “Pikermian Biome” *sensu* Solounias et al. (1999) is not supported.
6
7
8 744

9
10 745 The absence of true grazing rhinocerotids suggested by our **DMT** analyses is
11
12 746 consistent with previous palaeoecological reconstructions based on tooth wear, carbon
13
14 747 stable isotopes on enamel, phytoliths, and functional morphology that indicate very few
15
16
17 748 C4-grasses in Turolian localities of the region (Strömberg et al. 2007). Similarly, a truly
18
19 749 open savanna environment is very unlikely regarding our DMTA results, as most
20
21 750 rhinocerotid species studied here must have greatly relied on browse resources. Due to
22
23
24 751 Miocene climatic conditions (globally hot and wet) and low altitude, a C3 grassland is
25
26 752 also doubtful (Solounias et al. 1999; Denk et al. 2018). These findings contradict the
27
28 753 classical savanna biome proposed for the Pikermian fauna, as already tackled and
29
30 754 discussed by several authors (Solounias et al. 1999; Athanassiou et al. 2014). The
31
32 755 dietary preferences of the whole fauna are also way more diversified than in modern
33
34 756 African savannas and they would more closely resemble modern Indian woodlands
35
36
37 757 (Solounias et al. 1999, 2010). Despite the increased aridity and a tendency towards
38
39
40 758 habitat openness, late Miocene terrestrial environments of the eastern Mediterranean
41
42 759 were more likely dry woodlands or forests rather than grasslands (Strömberg et al.
43
44 760 2007; Clavel et al. 2012; Böhme et al. 2017, 2018; Spassov et al. 2018).
45
46
47 761

48 49 762 **Conclusions**

50
51 763
52
53 764 The study of the trophic palaeoecology of some late Miocene rhinocerotids from the
54
55 765 Balkans (Greece and Bulgaria), Samos (Aegean region), and Maragheh (Iran) indicated
56
57
58 766 clear spatio-temporal differences in the local conditions, as suggested by hypoplasia
59
60

1
2
3 767 prevalence. The study of dietary preferences (dental microwear texture) confirmed the
4
5 768 niche partitioning of the two most abundant species, i.e, *Ceratotherium neumayri*
6
7 769 (mixed-feeder) and *Dihoplus pikermiensis* (browser). The combination of hypoplasia
8
9 770 and **DMT** analyses highlighted potential competition between *Ce. neumayri* and
10
11 771 associated chilothere species at the locality where they co-occur (Samos, Maragheh,
12
13 772 Pentalophos-1). The dominance of rhinocerotid species depending on browse resources
14
15 773 (leaves, branches, and fruits) seems to contradict the classical reconstitution of African
16
17 774 savannah type environments in the area in question. Thus, the palaeoecological insights
18
19 775 provided by the rhinocerotid sample studied here, allowed to somewhat challenge the
20
21 776 concept of Pikermian Biome and Balkan-Iranian province, supposedly homogeneous
22
23 777 over time and space.
24
25
26
27
28
29

778

779 **Acknowledgments**

780

781 The sampling for this study was partly funded by SYNTHESYS AT-TAF-65 (2020;
782 Naturhistorisches Museum Wien, Austria), the Project PICS CNRS 2009
783 (PALEVORPIM-Aristotle University of Thessaloniki) and a doctoral mobility grant
784 (2019; Aristotle University of Thessaloniki and Natural Museum of History of Sofia)
785 from the Ecole Doctorale GAIA (n°584; Montpellier, France).

786 We are indebted to the curators in charge of all the collections we visited: Dr. U.
787 Göhlich (NHMW), Dr. N. Nedyalkov (PMA), Dr. L. Hristova (NMNHS), and Dr. L.
788 Costeur (NHMB).

789

790 **Disclosure statement**

791

1
2
3 792 No potential conflict of interest was reported by the author(s).
4

5 793
6

7
8 794 **References**
9

10
11 795 Agustí J, De Siria AS, Garcés M. 2003. Explaining the end of the hominoid experiment
12 796 in Europe. *J Hum Evol.* 45(2):145–153. doi: 10.1016/S0047- 2484(03)00091-5.

13
14 797 Antoine P-O. 2002. Phylogénie et évolution des Elasmotheriina (Mammalia,
15 798 Rhinocerotidae). *Mem Mus Natn Hist Nat.* 188:1–359.

16
17
18 799 Antoine P-O. in press. Rhinocerotids from the Siwalik faunal sequence. In: Badgley C,
19 800 Pilbeam D, Morgan M, editors. *At the Foot of the Himalayas: Paleontology and*
20 801 *Ecosystem Dynamics of the Siwalik Record of Pakistan.*

21
22
23 802 Antoine P-O, Reyes MC, Amano N, Bautista AP, Chang C-H, Claude J, De Vos J,
24 803 Ingicco T. 2022. A new rhinoceros clade from the Pleistocene of Asia sheds
25 804 light on mammal dispersals to the Philippines. *Zool J Linn Soc.* 194(2): 416–
26 805 430. doi: 10.1093/zoolinnean/zlab009.

27
28 806 Arman SD, Prowse TAA, Couzens AMC, Ungar PS, Prideaux G. J. 2019. Incorporating
29 807 intraspecific variation into dental microwear texture analysis. *J R Soc Interface.*
30 808 16(153):20180957. doi: 10.1098/rsif.2018.0957.

31
32
33 809 Ataabadi MM, Bernor RL, Kostopoulos DS, Wolf D, Orak Z, Zare G, Nakaya H,
34 810 Watabe M, Fortelius M. 2013. Recent advances in paleobiological research of
35 811 the late Miocene Maragheh Fauna, Northwest Iran. In: Wang X, Flynn LJ,
36 812 Fortelius M, editors. *Fossil Mammals of Asia. Neogene Biostratigraphy and*
37 813 *Chronology.* New York: Columbia University Press; p. 546–565.

38
39
40 814 Ataabadi MM, Kaakinen A, Kunimatsu Y, Nakaya H, Orak Z, Paknia M, Sakai T,
41 815 Salminen J, Sawada Y, Sen S. 2016. The late Miocene hominoid-bearing site in
42 816 the Maragheh Formation, Northwest Iran. *Palaeobio Palaeoenv.* 96(3):349–371.
43 817 doi: 10.1007/s12549-016-0241-4.

44
45
46 818 Athanassiou A, Roussiakis SJ, Giaourtsakis IX, Theodorou GE, Iliopoulos G. 2014. A
47 819 new hornless rhinoceros of the genus *Acerorhinus* (Perissodactyla:
48 820 Rhinocerotidae) from the Upper Miocene of Kerassiá (Euboea, Greece), with a
49 821 revision of related forms. *Palaeontogr Abt A.* 303(1-3): 23–59.

50
51 822 Bacon A-M, Antoine P-O, Huong NTM, Westaway K, Tuan NA, Durringer P, Zhao J,
52 823 Ponche J-L, Dung SC, Nghia TH, Minh TT, Son PT, Boyon M, Thuy NTK, Blin
53 824 A, Demeter F. 2018. A rhinocerotid-dominated megafauna at the MIS6-5
54 825 transition: The late Middle Pleistocene Coc Muoi assemblage, Lang Son
55 826 province, Vietnam. *Quat Sci Rev.* 186:123–141. doi:
56 827 10.1016/j.quascirev.2018.02.017.
57
58
59
60

- 1
2
3 828 Bates D, Mächler M, Bolker B, Walker S. 2015. Fitting linear mixed-effects models
4 829 using lme4. *J Stat Softw.* 67:1–48. doi:10.18637/jss.v067.i01.
5
6 830 Bernor RL. 1984. A zoogeographic theater and biochronology play: the time/biofacies
7 831 phenomena of Eurasian and African Miocene mammal provinces. *Paléobiologie*
8 832 *continentale.* 14:121–142.
9
10
11 833 Bernor RL, Solounias N, Swisher CC III, van Couvering JA. 1996. The Correlation of
12 834 Three Classical “Pikermian” Mammal Faunas—Maragheh, Samos, and Pikermi—
13 835 with the European MN Unit System. In: Bernor RL, Fahlbusch V, Mittmann H-
14 836 W, editors. *The Evolution of Western Eurasian Neogene Mammal Faunas.* New
15 837 York: Columbia University Press; p. 124–136.
16
17
18 838 Bethune E, Kaiser TM, Schulz-Kornas E, Winkler DE. 2019. Multiproxy dietary trait
19 839 reconstruction in Pleistocene Hippopotamidae from the Mediterranean islands.
20 840 *Palaeogeogr Palaeoclimatol Palaeoecol.* 533:109210. doi:
21 841 10.1016/j.palaeo.2019.05.032.
22
23
24 842 Blanchet FG, Cazelles K, Gravel D. 2020. Co-occurrence is not evidence of ecological
25 843 interactions. *Ecol Lett.* 23(7):1050–1063. doi: 10.1111/ele.13525.
26
27
28 844 Böhme M, Ilg A, Winklhofer M. 2008. Late Miocene “washhouse” climate in Europe.
29 845 *Earth Planet Sci Lett.* 275(3-4):393–401. doi: 10.1016/j.epsl.2008.09.011.
30
31 846 Böhme M, Spassov N, Ebner M, Geraads D, Hristova L, Kirscher U, Kötter S,
32 847 Linnemann U, Prieto J, Roussiakis S, Theodorou G, Uhlig G, Winklhofer M.
33 848 2017. Messinian age and savannah environment of the possible hominin
34 849 *Graecopithecus* from Europe. *PLOS ONE.* 12(5):e0177347. doi:
35 850 10.1371/journal.pone.0177347.
36
37
38 851 Böhme M, van Baak CG, Prieto J, Winklhofer M, Spassov N. 2018. Late Miocene
39 852 stratigraphy, palaeoclimate and evolution of the Sandanski Basin (Bulgaria) and
40 853 the chronology of the Pikermian faunal changes. *Glob Planet Change.* 170: 1–
41 854 19. doi: 10.1016/j.gloplacha.2018.07.019.
42
43
44 855 Böhmer C, Heissig K, Rössner GE. 2016. Dental Eruption Series and Replacement
45 856 Pattern in Miocene *Prosantorhinus* (Rhinocerotidae) as Revealed by
46 857 Macroscopy and X-ray: Implications for Ontogeny and Mortality Profile. *J*
47 858 *Mammal Evol.* 23(3):265–279. doi: 10.1007/s10914-015-9313-x.
48
49
50 859 Bratlund B. 1999. Taubach revisited. *Jahrbuch des Römisch-Germanischen*
51 860 *Zentralmuseums Mainz.* 46:61–174. doi: 10.11588/jrgzm.1999.1.25776.
52
53 861 Calandra I, Göhlich UB, Merceron G. 2008. How could sympatric megaherbivores
54 862 coexist? Example of niche partitioning within a proboscidean community from
55 863 the Miocene of Europe. *Naturwissenschaften.* 95(9):831–838. doi:
56 864 10.1007/s00114-008-0391-y.
57
58
59
60

- 1
2
3 865 Clavel J, Merceron G, Hristova L, Spassov N, Kovachev D, Escarguel G. 2012. On
4 866 *Mesopithecus* habitat: Insights from late Miocene fossil vertebrate localities of
5 867 Bulgaria. *J Hum Evol.* 63(1):162–179. doi: 10.1016/j.jhevol.2012.04.007.
6
7
8 868 Damuth J, Janis CM. 2011. On the relationship between hypsodonty and feeding
9 869 ecology in ungulate mammals, and its utility in palaeoecology. *Bio Rev.*
10 870 86(3):733–758. doi: 10.1111/j.1469-185X.2011.00176.x.
11
12 871 Danowitz M, Hou S, Mihlbachler M, Hastings V, Solounias N. 2016. A combined-
13 872 mesowear analysis of late Miocene giraffids from North Chinese and Greek
14 873 localities of the Pikermian Biome. *Palaeogeogr Palaeoclimatol Palaeoecol.*
15 874 449:194–204. doi: 10.1016/j.palaeo.2016.02.026.
16
17
18 875 de Bonis L, Bouvrain G, Geraads D. 1979. Artiodactyles du Miocène supérieur de
19 876 Macédoine. In: *Annales Géologiques Des Pays Helléniques.* p. 167–175.
20
21 877 de Bonis L, Bouvrain G, Geraads D, Koufos G. 1992a. Diversity and paleoecology of
22 878 Greek late Miocene mammalian faunas. *Palaeogeogr Palaeoclimatol Palaeoecol.*
23 879 91:99–121.
24
25
26 880 de Bonis L, Bouvrain G, Geraads D, Koufos G. 1992b. Multivariate study of late
27 881 Cenozoic mammalian faunal compositions and paleoecology. *Paleontologia i*
28 882 *evolució.* 24:93–101.
29
30
31 883 Denk T. 2016. Palaeoecological interpretation of the late Miocene landscapes and
32 884 vegetation of northern Greece: A comment to Merceron et al, 2016 (*Geobios* 49,
33 885 135–146). *Geobios.* 49(6):423–431, doi: 10.1016/j.geobios.2016.06.009.
34
35
36 886 Denk T, Zohner CM, Grimm GW, Renner SS. 2018. Plant fossils reveal major biomes
37 887 occupied by the late Miocene Old-World Pikermian fauna. *Nat Ecol Evol.*
38 888 2(12):1864–1870. doi: 10.1038/s41559-018-0695-z.
39
40 889 Eronen JT, Ataabadi MM, Micheels A, Karne A, Bernor RL, Fortelius M. 2009.
41 890 Distribution history and climatic controls of the Late Miocene Pikermian
42 891 chronofauna. *PNAS.* 106(29):11867–11871. doi: 10.1073/pnas.0902598106.
43
44
45 892 Fédération Dentaire Internationale. 1982. An epidemiological index of development
46 893 defects of dental enamel (DDE index). *Int Dent J.* 42:411–426.
47
48 894 Fortelius M, Eronen J, Jernvall J, Liu L, Pushkina D, Rinne J, Tesakov A, Vislobokova
49 895 I, Zhang Z, Zhou L. 2002. Fossil mammals resolve regional patterns of Eurasian
50 896 climate change over 20 million years. *Evol Ecol Res.* 4(7):1005–1016.
51
52
53 897 Fourvel J-B, Fosse P, Fernandez P, Antoine P-O. 2015. Large mammals of Fouvent-
54 898 Saint-Andoche (Haute-Saône, France): a glimpse into a Late Pleistocene hyena
55 899 den. *Geodiversitas.* 37(2):237–266. doi: 10.5252/g2015n2a5.
56
57
58 900 Fox J, Weisberg S, Adler D, Bates D, Baud-Bovy G, Ellison S, Firth D, Friendly M,
59 901 Gorjanc G, Graves S. 2012. Package ‘car’. Vienna: R Foundation for Statistical
60 902 Computing.

- 1
2
3 903 Franz-Odendaal TA, Lee-Thorp JA, Chinsamy A. 2003. Insights from stable light
4 904 isotopes on enamel defects and weaning in Pliocene herbivores. *J Biosci.*
5 905 28(6):765–773. doi: 10.1007/BF02708437.
6
7
8 906 Geraads D. 1988. Révision des Rhinocerotinae (Mammalia) du Turolien de Pikermi:
9 907 comparaison avec les formes voisines. *Ann de Paléontol.* 74(1):13–41.
10
11 908 Geraads D, Koufos G. 1990. Upper Miocene Rhinocerotidae (Mammalia) from
12 909 Pentalophos-1, Macedonia, Greece. *Palaeontogr Abt A.* 210(4-6):151–168.
13
14
15 910 Geraads D, Spassov N. 2009. Rhinocerotidae (Mammalia) from the Late Miocene of
16 911 Bulgaria. *Palaeontogr Abt A.* 287:99–122.
17
18 912 Geraads D, Spassov N, Kovachev D. 2001. New Chalicotheriidae (Perissodactyla,
19 913 Mammalia) from the Late Miocene of Bulgaria. *J Vert Paleontol.* 21(3):596–
20 914 606.
21
22
23 915 Geraads D, Spassov N, Hristova L, Markov GN, Tzankov T. 2011. Upper Miocene
24 916 mammals from Strumyani, south-western Bulgaria. *Geodiversitas.* 33(3):451–
25 917 484. doi: 10.5252/g2011n3a3.
26
27 918 Giaourtsakis IX, Theodorou G, Roussiakis S, Athanassiou A, Iliopoulos G. 2006. Late
28 919 Miocene horned rhinoceroses (Rhinocerotinae, Mammalia) from Kerassia
29 920 (Euboea, Greece). *Neues Jahrb für Geol und Paläontol - Abh.* 239(3):367–398.
30 921 doi: 10.1127/njgpa/239/2006/367.
31
32
33 922 Giaourtsakis IX. 2003. Late Neogene Rhinocerotidae of Greece: distribution, diversity
34 923 and stratigraphical range. *Deinsea.* 10:235–254.
35
36
37 924 Giaourtsakis IX. 2009. The Late Miocene Mammal Faunas of the Mytilinii Basin,
38 925 Samos Island, Greece: New Collection. 9. Rhinocerotidae. *Beiträge zur*
39 926 *Paläontologie.* 31:157–187.
40
41 927 Goodman AH, Rose JC. 1990. Assessment of systemic physiological perturbations from
42 928 dental enamel hypoplasias and associated histological structures. *Am J Phys*
43 929 *Anthropol.* 33(S11):59–110. doi: 10.1002/ajpa.1330330506.
44
45
46 930 Guérin C. 1980. Les rhinocéros (Mammalia, Perissodactyla) du Miocène terminal au
47 931 Pleistocène supérieur en Europe occidentale: comparaison avec les espèces
48 932 actuelles. *Doc des Lab de Géol de Lyon.* 79:1-1184.
49
50
51 933 Heissig K. 2012. Les Rhinocerotidae (Perissodactyla) de Sansan. In: Peigné S, Sen S,
52 934 editors. *Mammifères de Sansan.* Paris: Mémoires du Muséum national d'Histoire
53 935 naturelle. p. 317-485.
54
55 936 Hillman-Smith AKK, Owen-Smith NR, Anderson JL, Hall-Martin AJ, Selaladi JP.
56 937 1986. Age estimation of the white rhinoceros (*Ceratotherium simum*). *J Zool.*
57 938 210(3):355–377.
58
59
60

- 1
2
3 939 Hitchins PM. 1978. Age determination of the black rhinoceros (*Diceros bicornis* Linn.)
4 940 in Zululand. S Afr Wildl Res. 8(2):71–80.
5
6
7 941 Hristova L, Geraads D, Markov GN, Spassov N. 2013. Late Miocene mammals from
8 942 Kocherinovo, southwestern Bulgaria. Acta Zool Bulg. 65(4):517–529.
9
10 943 Hullot M, Antoine P-O, Ballatore M, Merceron G. 2019. Dental microwear textures and
11 944 dietary preferences of extant rhinoceroses (Perissodactyla, Mammalia). Mamm
12 945 Res. 64(3):397–409. doi: 10.1007/s13364-019-00427-4.
13
14
15 946 Hullot M, Laurent Y, Merceron G, Antoine P-O. 2021. Paleoecology of the
16 947 Rhinocerotidae (Mammalia, Perissodactyla) from Béon 1, Montréal-du-Gers
17 948 (late early Miocene, SW France): Insights from dental microwear texture
18 949 analysis, mesowear, and enamel hypoplasia. Palaeontol Electron. 24(2):1–26.
19 950 doi: 10.26879/1163.
20
21
22 951 Hullot M, Merceron G, Antoine P-O. 2022 preprint. Spatio-temporal diversity of dietary
23 952 preferences and stress sensibilities of early and middle Miocene Rhinocerotidae
24 953 from Eurasia: impact of climate changes. BioRxiv. doi:
25 954 10.1101/2022.05.06.490903
26
27
28 955 Janis C. 1976. The evolutionary strategy of the Equidae and the origins of rumen and
29 956 cecal digestion. Evolution. 30(4):757–774.
30
31 957 Jardine PE, Janis CM, Sahney S, Benton MJ. 2012. Grit not grass: Concordant patterns
32 958 of early origin of hypsodonty in Great Plains ungulates and Glires. Palaeogeogr
33 959 Palaeoclimatol Palaeoecol. 365–366:1–10, doi: 10.1016/j.palaeo.2012.09.001.
34
35
36 960 Jokela T. 2015. The High, the Sharp and the Rounded: Paleodiet and Paleoecology of
37 961 Late Miocene Herbivorous Mammals from Greece and Iran. Master Thesis.
38 962 University of Helsinki. p. 67.
39
40
41 963 Jones DB, DeSantis LRG. 2017. Dietary ecology of ungulates from the La Brea tar pits
42 964 in southern California: A multi-proxy approach. Palaeogeogr Palaeoclimatol
43 965 Palaeoecol. 466:110–127, doi: 10.1016/j.palaeo.2016.11.019.
44
45
46 966 Konidaris GE, Koufos GD. 2013. Late Miocene Proboscidea (Mammalia) from
47 967 Macedonia and Samos Island, Greece: preliminary results. Paläontol Z.
48 968 87(1):121–140. doi: 10.1007/s12542-012-0147-z.
49
50
51 969 Konidaris GE, Koufos GD, Kostopoulos DS, Merceron G. 2016. Taxonomy,
52 970 biostratigraphy and palaeoecology of *Choerolophodon* (Proboscidea,
53 971 Mammalia) in the Miocene of SE Europe-SW Asia: implications for phylogeny
54 972 and biogeography. J Syst Palaeontol. 14(1):1–27. doi:
55 973 10.1080/14772019.2014.985339.
56
57
58 974 Kostopoulos DS. 2009. The Pikermian Event: Temporal and spatial resolution of the
59 975 Turolian large mammal fauna in SE Europe. Palaeogeogr Palaeoclimatol
60 976 Palaeoecol. 274:82–95, doi: 10.1016/j.palaeo.2008.12.020.

- 1
2
3 977 Koufos GD. 2006. Palaeoecology and chronology of the Vallesian (late Miocene) in the
4 978 Eastern Mediterranean region. *Palaeogeogr Palaeoclimatol Palaeoecol.* 234:127–
5 979 145, doi: 10.1016/j.palaeo.2005.01.014.
- 6
7
8 980 Koufos GD, Kostopoulos DS, Vlachou TD. 2009a. The late Miocene mammal faunas of
9 981 the Mytilinii basin, Samos Island, Greece: new collection. 16. *Biochronology.*
10 982 *Beiträge zur Paläontologie.* 31:397–408.
- 11
12 983 Koufos GD, Kostopoulos DS, Merceron G. 2009b. The late Miocene mammal faunas of
13 984 the Mytilinii Basin, Samos Island, Greece: new collection. 17. Palaeoecology-
14 985 Palaeobiogeography. *Beiträge zur Paläontologie.* 31:409–430.
- 16
17 986 Landman M, Schoeman DS, Kerley GIH. 2013. Shift in Black Rhinoceros Diet in the
18 987 Presence of Elephant: Evidence for Competition? *PLOS ONE.* 8(7):e69771. doi:
19 988 10.1371/journal.pone.0069771.
- 20
21 989 Loponen L. 2020. Diets of Miocene Proboscideans from Eurasia, and Their Connection
22 990 to Environments and Vegetation. Master Thesis. University of Helsinki. p. 54.
- 23
24
25 991 Louail M, Ferchaud S, Souron A, Walker AEC, Merceron G. 2021. Dental microwear
26 992 textures differ in pigs with overall similar diets but fed with different seeds.
27 993 *Palaeogeogr Palaeoclimatol Palaeoecol.* 572:110415, doi:
28 994 10.1016/j.palaeo.2021.110415.
- 29
30
31 995 Mead AJ. 1999. Enamel hypoplasia in Miocene rhinoceroses (*Teleoceras*) from
32 996 Nebraska: evidence of severe physiological stress. *J Vert Paleontol.* 19(2):391–
33 997 397.
- 34
35 998 Merceron G, Zazzo A, Spassov N, Geraads D, Kovachev D. 2006. Bovid paleoecology
36 999 and paleoenvironments from the Late Miocene of Bulgaria: Evidence from
37 1000 dental microwear and stable isotopes. *Palaeogeogr Palaeoclimatol Palaeoecol.*
38 1001 241:637–654. doi: 10.1016/j.palaeo.2006.05.005.
- 39
40
41 1002 Merceron G, Blondel C, Viriot L, Koufos GD, de Bonis L. 2007. Dental microwear
42 1003 analysis of bovids from the Vallesian (late Miocene) of Axios Valley in Greece:
43 1004 reconstruction of the habitat of *Ouranopithecus macedoniensis* (Primates,
44 1005 Hominoidea). *Geodiversitas.* 29(3):421–433.
- 45
46
47 1006 Merceron G, Escarguel G, Angibault J-M, Verheyden-Tixier H. 2010. Can Dental
48 1007 Microwear Textures Record Inter-Individual Dietary Variations? *PLOS ONE.*
49 1008 5(3):e9542. doi: 10.1371/journal.pone.0009542.
- 50
51 1009 Merceron G, Novello A, Scott RS. 2016a. Paleoenvironments inferred from phytoliths
52 1010 and Dental Microwear Texture Analyses of meso-herbivores. *Geobios.*
53 1011 49(1):135–146. doi: 10.1016/j.geobios.2016.01.004.
- 54
55
56 1012 Merceron G, Ramdarshan A, Blondel C, Boisserie J-R, Brunetiere N, Francisco A,
57 1013 Gautier D, Milhet X, Novello A, Pret D. 2016b. Untangling the environmental
58 1014 from the dietary: dust does not matter. *Proc R Soc B.* 283(1838):20161032. doi:
59 1015 10.1098/rspb.2016.1032.

- 1
2
3 1016 Merceron G, Colyn M, Geraads D. 2018. Browsing and non-browsing extant and
4 1017 extinct giraffids: Evidence from dental microwear textural analysis. *Palaeogeogr*
5 1018 *Palaeoclimatol Palaeoecol.* 505:128–139. doi: 10.1016/j.palaeo.2018.05.036.
6
7
8 1019 Merceron G, Kallend A, Francisco A, Louail M, Martin F, Plastiras C-A, Thiery G,
9 1020 Boisserie J-R. 2021. Further away with dental microwear analysis: Food
10 1021 resource partitioning among Plio-Pleistocene monkeys from the Shungura
11 1022 Formation, Ethiopia. *Palaeogeogr Palaeoclimatol Palaeoecol.* 572:110414. doi:
12 1023 10.1016/j.palaeo.2021.110414.
13
14
15 1024 Niven LB, Egeland CP, Todd LC. 2004. An inter-site comparison of enamel hypoplasia
16 1025 in bison: implications for paleoecology and modeling Late Plains Archaic
17 1026 subsistence. *J Archaeol Sci.* 31(12):1783–1794. doi: 10.1016/j.jas.2004.06.001.
18
19 1027 NOW Database. 2020. New, Old Worlds Database of Fossil Mammals.
20 1028 <https://nowdatabase.luomus.fi/>
21
22
23 1029 Orlandi-Oliveras G, Köhler M, Clavel J, Scott RS., Mayda S, Kaya T, Merceron G.
24 1030 2022. Feeding strategies of circum-Mediterranean hipparionins during the late
25 1031 Miocene: Exploring dietary preferences related to size through dental microwear
26 1032 analysis. *Palaeontol Electron.* 25(1):a13. doi: 10.26879/990
27
28
29 1033 Pandolfi L. 2016. *Persiatherium rodleri*, gen. et sp. nov. (Mammalia, Rhinocerotidae)
30 1034 from the upper Miocene of Maragheh (northwestern Iran). *J Vert Paleontol.*
31 1035 36(1):e1040118. doi: 10.1080/02724634.2015.1040118.
32
33 1036 Pandolfi L, Antoine P-O, Bukhsianidze M, Lordkipanidze D, Rook L. 2021. Northern
34 1037 Eurasian rhinocerotines (Mammalia, Perissodactyla) by the Pliocene–
35 1038 Pleistocene transition: phylogeny and historical biogeography. *J Syst Palaeontol.*
36 1039 19(15):1031–1057. doi: 10.1080/14772019.2021.1995907.
37
38
39 1040 Quade J, Solounias N, Cerling TE. 1994. Stable isotopic evidence from paleosol
40 1041 carbonates and fossil teeth in Greece for forest or woodlands over the past 11
41 1042 Ma. *Palaeogeogr Palaeoclimatol Palaeoecol.* 108:41–53.
42
43
44 1043 Ramdarshan A, Blondel C, Brunetière N, Francisco A, Gautier D, Surault J, Merceron
45 1044 G. 2016. Seeds, browse, and tooth wear: a sheep perspective. *Ecol Evol.*
46 1045 6(16):5559–5569. doi: 10.1002/ece3.2241.
47
48
49 1046 Rothschild BM, Martin LD, Lev G, Bercovier H, Bar-Gal GK, Greenblatt C, Donoghue
50 1047 H, Spigelman M, Brittain D. 2001. *Mycobacterium tuberculosis* Complex DNA
51 1048 from an Extinct Bison Dated 17,000 Years before the Present. *Clin Infect Dis.*
52 1049 33(3):305–311. doi: 10.1086/321886.
53
54 1050 Scott JR. 2012. Dental microwear texture analysis of extant African Bovidae.
55 1051 *Mammalia.* 76(2):157–174. doi: 10.1515/mammalia-2011-0083.
56
57
58 1052 Scott RS, Ungar PS, Bergstrom TS, Brown CA, Grine FE, Teaford MF, Walker A.
59 1053 2005. Dental microwear texture analysis shows within-species diet variability in
60 1054 fossil hominins. *Nature.* 436(7051):693–695. doi: 10.1038/nature03822.

- 1
2
3 1055 Scott RS, Ungar PS, Bergstrom TS, Brown CA, Childs BE, Teaford MF, Walker A.
4 1056 2006. Dental microwear texture analysis: technical considerations. *J Hum Evol.*
5 1057 51(4):339–349. doi: 10.1016/j.jhevol.2006.04.006.
6
7
8 1058 Semprebon GM, Rivals F. 2007. Was grass more prevalent in the pronghorn past? An
9 1059 assessment of the dietary adaptations of Miocene to Recent Antilocapridae
10 1060 (Mammalia: Artiodactyla). *Palaeogeogr Palaeoclimatol Palaeoecol.* 253:332–
11 1061 347. doi: 10.1016/j.palaeo.2007.06.006.
12
13 1062 Semprebon GM, Sise PJ, Coombs MC. 2011. Potential bark and fruit browsing as
14 1063 revealed by stereomicroscopic analysis of the peculiar clawed herbivores known
15 1064 as chalicotheres (Perissodactyla, Chalicotherioidea). *J Mammal Evol.* 18(1):33–
16 1065 55. doi: 10.1007/s10914-010-9149-3.
17
18
19 1066 Semprebon GM, Rivals F, Janis CM. 2019. The Role of Grass vs. Exogenous Abrasives
20 1067 in the Paleodietary Patterns of North American Ungulates. *Front Ecol Evol.* 7:1-
21 1068 23. doi: 10.3389/fevo.2019.00065.
22
23
24 1069 Solounias N, Plavcan JM, Quade J, Witmer L. 1999. The paleoecology of the Pikermian
25 1070 biome and the savanna myth. In: Augusti, J, Rook, L, Andrews, P, editors.
26 1071 *Hominoid Evolution and Climatic Change in Europe.* Cambridge: University
27 1072 Press. p. 436–453.
28
29
30 1073 Solounias N, Rivals F, Semprebon GM. 2010. Dietary interpretation and paleoecology
31 1074 of herbivores from Pikermi and Samos (late Miocene of Greece). *Paleobiology.*
32 1075 36(1):113–136.
33
34 1076 Spassov N. 2002. The Turolian Megafauna of West Bulgaria and the character of the
35 1077 Late Miocene "Pikermian biome". *Bollettino-Societa Paleontologica Italiana.*
36 1078 41(1):69–82.
37
38
39 1079 Spassov N, Tzankov T, Geraads D. 2006. Late Neogene stratigraphy, biochronology,
40 1080 faunal diversity and environments of South-West Bulgaria (Struma River
41 1081 Valley). *Geodiversitas.* 28(3):477–498.
42
43
44 1082 Spassov N, Böhme M, Geraads D, Kötter S, van Baak C. 2017. Pikermian mammal
45 1083 event, post-Pikermian mammal turnover and appearance of *Graecopithecus*. In:
46 1084 *Book of Abstracts of the 15 Th Congress of the RCMNS.* p. 29.
47
48 1085 Spassov N, Geraads D, Hristova L, Markov G, Garevska B, Garevski R. 2018. The late
49 1086 Miocene mammal faunas of the Republic of Macedonia (FYROM). *Palaeontogr*
50 1087 *Abt A.* 311(1-6):1–85. doi: 10.1127/pala/2018/0073
51
52
53 1088 Spassov N, Geraads D, Hristova L, Markov G. 2019. The late Miocene mammal fauna
54 1089 from Gorna Sushitsa, southwestern Bulgaria, and the early/middle Turolian
55 1090 transition. *Neues Jahrb für Geol und Paläontol - Abh.* 291(3):317–350. doi:
56 1091 10.1127/njgpa/2019/0804.
57
58
59 1092 Strömberg CAE, Werdelin L, Friis EM, Saraç G. 2007. The spread of grass- dominated
60 1093 habitats in Turkey and surrounding areas during the Cenozoic: Phytolith

- 1
2
3 1094 evidence. *Palaeogeogr Palaeoclimatol Palaeoecol.* 250:18–49. doi:
4 1095 10.1016/j.palaeo.2007.02.012.
5
6 1096 Theodorou GE, Roussiakis SJ, Athanassiou A, Filippidi A. 2010. Mammalian remains
7 1097 from a new site near the classical locality of Pikermi (Attica, Greece). *Scientific*
8 1098 *Annals, School of Geology, Aristotle University of Thessaloniki.* 99: 109–120.
9
10
11 1099 Tobien H. 1967. Subdivision of Pontian mammalian faunas. *Giornale di Geologia.*
12 1100 35:1–5.
13
14 1101 Upex B, Dobney K. 2012. Dental enamel hypoplasia as indicators of seasonal
15 1102 environmental and physiological impacts in modern sheep populations: a model
16 1103 for interpreting the zooarchaeological record. *J Zool.* 287(4):259–268. doi:
17 1104 10.1111/j.1469-7998.2012.00912.x.
18
19
20 1105 Venables WN, Ripley BD. 2002. *Modern Applied Statistics with S.* New York:
21 1106 Springer.
22
23 1107 Wickham H. 2007. Reshaping data with the reshape package. *J Stat Softw.* 21(12):1–20.
24
25 1108 Wickham H. 2011. ggplot2. *Wiley Interdiscip Rev Comput Stat.* 3(2):180–185.
26
27 1109 Wickham H, François R, Henry L, Müller K. 2019. dplyr: A Grammar of Data
28 1110 Manipulation. R package version 0.8.3. 13:2020.
29
30 1111 Xafis A, Saarinen J, Bastl K, Nagel D, Grímsson F. 2020. Palaeodietary traits of large
31 1112 mammals from the middle Miocene of Gračanica (Bugojno Basin, Bosnia-
32 1113 Herzegovina). *Palaeobio Palaeoenv.* 100(2):457–477. doi: 10.1007/s12549-020-
33 1114 00435-2
34
35
36
37 1115 **Tables with captions**
38
39 1116
40
41 1117 Table 1. List of rhinocerotid species found in each locality of interest.
42
43 1118 Grey background indicates species not included in our sample and thus not studied here.
44
45 1119
46
47 1120 Table 2. Factor showing an effect for each ANOVA formula on every DMTA parameters
48
49 1121 epLsar: anisotropy, Asfc: complexity, FTfv: fine textural fill-volume, HASfc:
50
51 1122 heterogeneity of the complexity. *: p-value < 0.05; **: p-value < 0.01; -: p-values >
52
53 1123 0.05
54
55 1124
56
57
58
59
60

1
2
3 1125 Table 3. Number of specimens (N), median, mean, and standard deviation of the mean
4
5 1126 (SD) of the DMTA parameters by locality, species, and facet

6
7 1127 FTfv: fine texturall fill-volume, HAsfc: heterogeneity of the complexity; Gr. – grinding;

8
9 1128 Sh. – shearing.

10
11
12 1129

13
14 1130 Table 4. Prevalence of hypoplasia by species and tooth locus

15
16 1131 Lower case stands for lower teeth and upper case for upper ones. D/d: deciduous teeth,

17
18 1132 P/p: premolars, and M/m: molars. -: no tooth available

19
20
21 1133

22
23 1134 Table 5. Number of rhinocerotid specimens affected by hypoplasia per type (mandible +
24
25 1135 maxilla or isolated tooth), species, and locality

26
27 1136 Localities with a null prevalence of hypoplasia not shown in this table. - stands for no

28
29 1137 material available.

30
31
32 1138

33
34 1139 Table 6. Dietary preferences as inferred from textural microwear (DMT) of the studied
35
36 1140 rhinocerotid specimens from different fossil localities of the Balkan-Iranian province

37
38 1141 Colour/Abbreviation code: brown/B – browser, blue/M – mixed-feeder, green/G –

39
40 1142 grazer, no colour/x – not studied here

41
42
43 1143

44
45
46 1144 **Figure captions**

47
48 1145

49
50 1146 Figure 1. Localisation of the 12 late Miocene localities studied from the Balkan-Iranian
51
52 1147 province

53
54 1148 A- Balkan-Iranian province and B- zoom on Bulgaria and Greece to precise the

55
56 1149 localisation of the continental localities.

1
2
3 1150 Eastern localities: Maragheh (9 to 7.4 Mya, MN10-MN12; Iran), Samos (7.8 to 6.7
4
5 1151 Mya, MN11-MN13; Greece). Western localities: PNT-1 - Pentalophos-1 (late MN9-
6
7 1152 MN10; Greece), XIR - Xirochori (~ 9.6 Mya MN10; Greece), RZO - Ravin des
8
9 1153 Zouaves-5 (~ 8.2 Mya MN11; Greece), KCH - Kocherinovo (early MN11; Bulgaria),
10
11 1154 KAL - Kalimantsi (material studied here: 7.42–7.27 Mya, MN12; Bulgaria), HD -
12
13 1155 Hadjidimovo (> 7.44 Mya, MN11; Bulgaria), Str - Struymani-2 (MN11-MN12;
14
15 1156 Bulgaria), GS - Gorna Sushitsa (MN11-MN12; Bulgaria), Pikermi (7.33 and 7.29 Mya,
16
17 1157 MN12; Greece), SI - Slatino (early Turolian; Bulgaria; see stratigraphic details in
18
19 1158 Spassov et al. 2006).
20
21
22
23
24 1159 Figure 1 Alt Text: A- Map showing the Southeastern Mediterranean area with black
25
26 1160 dots indicating the localisation of the fossil localities. B- Zoomed map on Bulgaria and
27
28 1161 Northern Greece, where most sites are found.
29
30
31 1162
32
33 1163 Figure 2. Localisation of the dental facets on rhinocerotid molars.
34
35 1164 Position of the two dental facets (grinding and shearing) on the second upper molar
36
37 1165 (left) and second lower molar (right). Both facets are sampled on the same enamel band
38
39 1166 with (grinding) or without (shearing) Hunter-Schreger bands (HSB). Illustration after
40
41 1167 Hullot et al. (2019).
42
43
44 1168 Figure 2 Alt Text: Drawings of upper and lower rhinocerotid tooth rows (4th premolar to
45
46 1169 3rd molar) in occlusal view, with red squares on 2nd molars showing the localisation of
47
48 1170 the wear facets. Two zoomed drawings of the enamel band illustrating the grinding
49
50 1171 (with grey stripes showing the Hunter-Schreger bands) and shearing facets.
51
52
53 1172
54
55 1173 Figure 3. Different types of hypoplasia and associated measurements illustrated on
56
57 1174 rhinocerotid teeth.
58
59
60

1
2
3 1175 Left: photos of the specimens, Right: associated interpretative drawings of the photos
4
5 1176 with hypoplasia defects in dark grey. Approximate scale given for each specimen.
6
7 1177 A – Linear enamel hypoplasia (LEH) illustrated on the lower left teeth of the specimen
8
9 1178 PNT129 (*Ceratotherium neumayri* from Pentalophos-1; ATh); B – Pits illustrated on
10
11 1179 the upper left teeth of the specimen 1911-0005-0041 (*Dihoplus pikermiensis* from
12
13 1180 Samos; NHMW); C – Aplasia on the upper right teeth of the specimen HD-597 (*Dh.*
14
15 1181 *pikermiensis* from Hadjidimovo; PMA)
16
17 1182 Measurements: a- Distance of the defect to the enamel-dentine junction, b- width of the
18
19 1183 defect (when applicable).
20
21 1184 Figure 3 Alt Text: Three photographs of rhinocerotid tooth rows with their associated
22
23 1185 interpretative drawings. A- Labial view of lower left p3-p4-m1 with linear hypoplasia
24
25 1186 (horizontal line marks on the enamel). B- Lingual view of upper right decidual molars
26
27 1187 D2-D3-D4 with pitted hypoplasia on the meta- and proto- lophs. C- Lingual view of
28
29 1188 upper left decidual molars D3-D4. The D4 displays aplasia (patches of missing enamel)
30
31 1189 on the lingual end of the proto- and meta- lophs.
32
33 1190
34
35 1191 Figure 4. Dental microwear results of rhinocerotids from the Balkan-Iranian province
36
37 1192 plotted on anisotropy against complexity by facet, genus, species and province
38
39 1193 A – Mean and standard deviation of the mean by locality, facet and coloured by species
40
41 1194 B – All specimens studied separated by facet and genus, and coloured by localities
42
43 1195 Colour code detailed on the upper right of the figure. Abbreviations: PNT-1:
44
45 1196 Pentalophos-1, XIR: Xirochori, RZO: Ravin des Zouaves-5, KCH: Kocherinovo, Mar:
46
47 1197 Maragheh, KAL: Kalimantsi, HD: Hadjidimovo, GS: Gorna Sushitsa, Str: Strumyani-2
48
49 1198 Figure 4 Alt Text: A- Multi-panel graphs plotting anisotropy against complexity by
50
51 1199 locality and facet coloured by species. Few specimens for the shearing facet and for
52
53
54
55
56
57
58
59
60

1
2
3 1200 both facets at some localities (one: XIR, KCH, GS; two: Samos and Pikermi). We see
4
5 1201 obvious differences for the two rhino species at PNT-1, and overlapping at Mar.
6
7 1202 B- Multi-panel graphs plotting anisotropy against complexity by genus and facet
8
9
10 1203 coloured by locality and shaped by part of the province (East or West). No clear
11
12 1204 tendencies by time nor space. *Dihoplus* specimens plot in the browsing space, contrary
13
14 1205 to *Ceratotherium* ones.
15
16
17 1206
18
19 1207 Figure 5. Prevalence of hypoplasia affecting the rhinocerotids of the Balkan-Iranian
20
21 1208 Province.
22
23
24 1209 A – Overall prevalence of hypoplasia (all specimens merged), in absolute numbers (left)
25
26 1210 and frequency (right)
27
28 1211 B – Comparison of the prevalence of hypoplasia at Vallesian localities (Pentalophos-1
29
30 1212 and Xirochori; left) and Turolian ones (right)
31
32
33 1213 C – Comparison of the prevalence of hypoplasia at Eastern localities (Maragheh and
34
35 1214 Samos; left) and Western ones (right)
36
37 1215 Dark grey: hypoplastic teeth; Light grey: normal teeth
38
39
40 1216 Figure 5. Alt Text: A- Two stacked barplots showing the number or frequency of
41
42 1217 hypoplastic (dark grey) vs. normal (light grey) teeth by locus, all localities merged.
43
44 1218 D4/d4 exhibit the highest values (above 25%) for hypoplastic teeth, while d1, d2, and
45
46 1219 P4 have none. B- Two stacked barplots showing the number of hypoplastic (dark grey)
47
48 1220 vs. normal (light grey) teeth by locus for Vallesian or Turolian localities specimens.
49
50
51 1221 Turolian localities yielded more teeth with virtually all loci affected by hypoplasia but
52
53 1222 d1, d2, and P4, contrary to d4/D4 standing out. Fewer teeth were studied and less loci
54
55 1223 are affected by hypoplasia in Vallesian localities; p3, p4, and M1 at highest. C- Two
56
57 1224 stacked barplots showing the number of hypoplastic (dark grey) vs. normal (light grey)

1
2
3 1225 teeth by locus for Eastern (Maragheh, Samos) or Western localities. Less teeth and loci
4
5 1226 affected for Western localities rhinocerotids, while for Eastern specimens virtually all
6
7 1227 loci affected by hypoplasia but d1, d2, p4 and P4, contrary to d4/D4 standing out as
8
9
10 1228 very hypoplastic.

11
12 1229

13
14 1230 Figure 6. Compared prevalence of hypoplasia on rhinocerotid teeth from the Balkan-

15
16
17 1231 Iranian province by locality, species and tooth locus plotted against phylogeny.

18
19 1232 Barplots coloured by subtribes: green for Rhinocerotina, yellow for Aceratheriina, and

20
21 1233 orange for Elasmotheriina; dark shades for hypoplastic teeth, light shades for teeth with

22
23 1234 no apparent hypoplasia

24
25 1235 Phylogenetic relationships summarised from Antoine, 2002, Pandolfi, 2016, Antoine et

26
27 1236 al. 2021, and Pandolfi et al. 2021.

28
29
30 1237 Figure 6 Alt Text: Barplots of the frequency of hypoplastic teeth by tooth locus for each

31
32 1238 species at every locality ordered chronologically plotted against the phylogeny. Barplots

33
34 1239 coloured by subtribes: green for Rhinocerotina, yellow for Aceratheriina, and orange for

35
36 1240 Elasmotheriina; dark shades for hypoplastic teeth, light shades for teeth with no

37
38 1241 apparent hypoplasia. Elasmotheres, represented by one species, do not present

39
40 1242 hypoplasia, while aceratheres (four *Chilotherium* species and one *Acerorhinus*) seem

41
42 1243 very touched. The prevalence of hypoplasia in rhinocerotines (*Ceratotherium* and

43
44 1244 *Dihoplus*) appear more locality than species dependent.

45
46
47 1245

48
49
50 1246 Word count: 12296

	Pentalophos-1 (late MN9-MN10)	Xirochori (MN10)	Maragheh (MN10-MN12)	Kocherinovo (MN11)	Ravin des Zouaves-5 (MN11)	Hadjidimovo (MN11)	Strumyani-2 (MN11-MN12)	Slatino (early Turonian)	Samos (MN11-MN13)	Kalimantsi (MN12)	Pikermi (MN12)	Gorna Sushita (MN12)
Rhinocerotinae												
Rhinocerotina												
<i>Ceratotherium neumayri</i>	x	x		x	x		x		x	x	x	x
<i>Dihoplus pikermiensis</i>						x	x		x	x	x	
<i>Dihoplus cf. schleirmacheri</i>								x				
Aceratheriina												
<i>Chilotherium kilasi</i>	x											
<i>Chilotherium samium</i>									x			
<i>Chilotherium schlosseri</i>									x			
<i>Chilotherium sp.</i>		x										x
<i>Chilotherium persiae</i>			x									
<i>Acerorhinus sp.</i>				x				x		x		x
<i>Acerorhinus neleus</i>											x	
<i>Persiatherium rodleri</i>			x									
Teleoceraterina												
<i>Brachypotherium sp.</i>										x		
Elasmotheriinae												
Elasmotheriina												
<i>Iranotherium morgani</i>			x									
Total	2	1	4	1	1	1	2	2	4	4	3	3

	epLsar	Asfc	FTfv	HAsfc9	HAsfc81
Species x Facet x Locality	Locality *	Facet **	Facet *	-	-
Species x Facet x Province	-	Facet **	Facet *	Province *	-
Genus x Facet x Locality	Genus:Locality *	Facet **	Facet *	-	-
Genus x Facet x Province	Genus:Province *	Facet **	Facet **	Province *	-

For Peer Review Only

	N	Anisotropy (x 10 ⁻³)			Complexity		
		Median	Mean	SD	Median	Mean	SD
Ceratotherium neumayri							
Pentalophos-1 (MN9-10) Gr.	2	2.16	2.16	0.36	1.98	1.98	1.22
Sh.	2	1.49	1.49	1.83	1.31	1.31	0.26
Maragheh (MN10-12) Gr.	7	3.12	3.11	1.73	1.83	1.69	0.72
Sh.	5	2.44	3.62	3.05	1.06	1.14	0.55
Ravin des Zouaves (MN11) Gr.	2	4.46	4.46	1.05	1.14	1.14	0.39
Sh.	1	5.06	5.06	NA	0.98	0.98	NA
Strumyani-2 (MN11-MN12) Gr.	2	2.31	2.31	0.59	2.74	2.74	0.95
		0.00	0.00	0.00			
Samos (MN11-MN13) Gr.	1	7.69	7.69	NA	1.28	1.28	NA
Sh.	1	8.75	8.75	NA	0.69	0.69	NA
Kalimantsi (MN11-MN12) Gr.	1	3.03	3.03	NA	1.37	1.37	NA
Pikermi (MN11-MN13) Gr.	1	0.19	0.19	NA	1.04	1.04	NA
Dihoplus pikermiensis							
Hadjidimovo (MN11-MN12) Gr.	4	1.88	1.85	0.75	1.66	1.84	0.72
Sh.	2	1.60	1.60	0.44	1.08	1.08	0.44
Pikermi (MN11-MN13) Gr.	1	1.51	1.51	NA	2.83	2.83	NA
Sh.	1	1.69	1.69	NA	0.50	0.50	NA
Chilotherium kiliasi							
Pentalophos-1 (MN9-10) Gr.	2	4.09	4.09	0.65	2.47	2.47	0.42
Sh.	1	6.40	6.40	NA	0.82	0.82	NA
Chilotherium sp.							
Xirochori (MN10) Gr.	1	4.55	4.55	NA	1.96	1.96	NA
Sh.	1	6.27	6.27	NA	2.36	2.36	NA
Chilotherium persiae							
Maragheh (MN10-12) Gr.	13	2.28	2.75	2.08	1.56	1.82	1.04
Sh.	9	3.07	3.54	1.91	0.96	1.46	1.35
Chilotherium schlosseri							
Samos (MN11-MN13) Gr.	1	3.88	3.88	NA	0.65	0.65	NA
Sh.	1	3.14	3.14	NA	0.38	0.38	NA

Acerorhinus sp.

Kocherinovo (MN11) Gr.	1	1.47	1.47	NA	4.31	4.31	NA
Sh.	1	1.65	1.65	NA	1.51	1.51	NA
Kalimantsi (MN11-MN12) Gr.	4	1.94	2.25	1.91	1.42	1.73	0.84
Gorna Sushitsa (MN11-12) Gr.	1	1.28	1.28	NA	1.17	1.17	NA
Sh.	1	6.58	6.58	NA	1.23	1.23	NA

For Peer Review Only

	FTFV ($\times 10^4$)			HAsfc9			HAsfc81		
	Median	Mean	SD	Median	Mean	SD	Median	Mean	SD
1									
2									
3									
4									
5									
6	5.60	5.60	0.63	0.20	0.20	0.02	0.45	0.45	0.07
7	4.85	4.85	0.50	0.25	0.25	0.01	0.49	0.49	0.07
8									
9									
10	5.75	5.82	2.61	0.32	0.42	0.20	0.51	0.62	0.22
11	3.42	4.63	3.24	0.35	0.32	0.06	0.55	0.54	0.10
12									
13									
14	5.91	5.91	2.46	0.19	0.19	0.00	0.39	0.39	0.04
15	2.20	2.20	NA	0.46	0.46	NA	0.57	0.57	NA
16									
17									
18	5.20	5.20	4.30	0.24	0.24	0.16	0.56	0.56	0.15
19									
20									
21									
22	4.94	4.94	NA	0.83	0.83	NA	1.35	1.35	NA
23	4.01	4.01	NA	0.22	0.22	NA	0.52	0.52	NA
24									
25									
26	4.83	4.83	NA	0.32	0.32	NA	0.50	0.50	NA
27									
28	2.27	2.27	NA	0.52	0.52	NA	0.68	0.68	NA
29									
30									
31									
32									
33									
34	6.67	5.95	3.25	0.28	0.31	0.12	0.58	0.56	0.17
35	2.57	2.57	0.24	0.26	0.26	0.03	0.46	0.46	0.03
36									
37									
38	6.64	6.64	NA	0.35	0.35	NA	0.80	0.80	NA
39	1.43	1.43	NA	0.19	0.19	NA	0.43	0.43	NA
40									
41									
42									
43									
44	7.10	7.10	0.94	0.39	0.39	0.09	0.70	0.70	0.26
45	3.31	3.31	NA	0.38	0.38	NA	0.50	0.50	NA
46									
47									
48									
49	8.28	8.28	NA	0.20	0.20	NA	0.44	0.44	NA
50	5.69	5.69	NA	0.19	0.19	NA	0.59	0.59	NA
51									
52									
53									
54									
55	4.57	4.84	1.91	0.38	0.40	0.13	0.71	0.70	0.20
56	3.06	4.16	2.66	0.31	0.48	0.40	0.60	0.79	0.55
57									
58									
59	7.08	7.08	NA	0.32	0.32	NA	0.65	0.65	NA
60	1.54	1.54	NA	0.12	0.12	NA	0.34	0.34	NA

1
2
3
4
5
6
7
8
9
10
11
12
13
14
15
16
17
18
19
20
21
22
23
24
25
26
27
28
29
30
31
32
33
34
35
36
37
38
39
40
41
42
43
44
45
46
47
48
49
50
51
52
53
54
55
56
57
58
59
60

5.13	5.13	NA	0.45	0.45	NA	0.59	0.59	NA
2.99	2.99	NA	0.19	0.19	NA	0.49	0.49	NA
5.22	5.12	1.52	0.43	0.38	0.13	0.61	0.74	0.39
2.67	2.67	NA	0.37	0.37	NA	0.51	0.51	NA
5.70	5.70	NA	0.29	0.29	NA	1.08	1.08	NA

For Peer Review Only

	<i>Ceratotherium neumayri</i>	<i>Dihopius pikermiensis</i>	<i>Dihopius cf. schleiermacheri</i>	<i>Chilotherium killasi</i>	<i>Chilotherium persiae</i>	<i>Chilotherium schlosseri</i>	<i>Chilotherium sp.</i>	<i>Acerorhinus sp.</i>	<i>Persiatherium rodleri</i>	<i>Iranotherium morgani</i>
d1	0/6	0/3	-	0/1	-	-	-	-	-	0/2
D1	0/10	3/15	-	0/2	0/18	-	-	0/2	0/1	0/3
d2	0/12	0/3	-	0/3	0/10	-	-	-	-	0/3
D2	0/10	3/15	-	0/3	2/9	-	-	0/1	-	-
d3	0/15	0/5	-	0/3	1/13	-	-	0/1	-	0/2
D3	0/11	2/15	-	0/3	0/8	-	0/2	0/1	-	-
d4	3/12	0/5	-	1/3	8/10	2/2	-	0/2	-	-
D4	2/8	3/15	-	1/3	7/12	-	0/2	0/1	0/2	-
Total Milk	5/84	11/76	-	2/21	18/80	2/2	0/4	0/8	0/3	0/10
p2	1/12	0/3	-	2/6	0/17	0/1	-	0/1	-	-
P2	2/12	0/6	0/1	0/2	0/27	-	0/2	0/5	0/3	-
p3	3/17	0/4	-	2/6	0/19	0/2	-	0/2	-	-
P3	2/12	0/6	0/1	1/2	0/25	-	-	2/8	0/2	0/1
p4	2/16	0/4	-	3/6	0/16	-	-	1/2	-	-
P4	0/11	0/5	0/1	0/2	0/26	-	-	0/5	-	-
m1	3/20	0/5	-	0/4	0/17	0/2	-	0/6	-	-
M1	0/17	0/5	0/1	0/2	3/30	-	1/2	0/4	0/2	0/1
m2	2/17	0/4	-	0/3	6/15	0/2	-	0/4	-	0/1
M2	0/10	0/6	0/1	1/3	3/29	-	0/2	0/5	2/2	0/1
m3	1/9	0/5	-	2/3	4/14	-	-	0/4	-	0/1
M3	0/11	0/5	-	1/3	5/22	-	-	1/6	-	0/1
Total Permanent	16/164	0/58	0/5	12/42	21/257	0/7	1/6	4/52	2/9	0/6
Total Lower	15/136	0/41	-	10/38	19/131	2/9	-	1/22	-	0/9
Total Upper	6/112	11/93	0/5	4/25	20/206	-	1/10	3/38	0/12	0/7
Total All	21/248	11/134	0/5	14/63	39/337	2/9	1/10	4/60	2/12	0/16

	Maxillae and mandibles	Isolated teeth
Pentalophos-1		
<i>Ceratotherium neumayri</i>	2/10	1/1
<i>Chilotherium kiliasi</i>	6/9	-
Xirochori		
<i>Chilotherium</i> sp.	1/1	-
Maragheh		
<i>Ceratotherium neumayri</i>	1/6	4/19
<i>Chilotherium persiae</i>	16/34	8/54
<i>Iranotherium morgani</i>	0/5	0/5
<i>Persiatherium rodleri</i>	1/1	0/1
Hadjidimovo		
<i>Dihoplus pikermiensis</i>	1/9	0/9
Strumyani-2		
<i>Ceratotherium neumayri</i>	1/2	-
<i>Dihoplus pikermiensis</i>	0/2	-
Samos		
<i>Ceratotherium neumayri</i>	2/5	-
<i>Dihoplus pikermiensis</i>	2/2	-
<i>Chilotherium schlosseri</i>	1/1	-
Kalimantsi		
<i>Acerorhinus</i> sp.	3/7	0/3
<i>Ceratotherium neumayri</i>	0/5	
<i>Dihoplus pikermiensis</i>	0/4	0/5
Pikermi		
<i>Ceratotherium neumayri</i>	-	0/5
<i>Dihoplus pikermiensis</i>	1/2	0/1

1
2
3
4
5
6
7
8
9
10
11
12
13
14
15
16
17
18
19
20
21
22
23
24
25
26
27
28
29
30
31
32
33
34
35
36
37
38
39
40
41
42
43
44
45
46
47
48
49
50
51
52
53
54
55
56
57
58
59
60

	Pentalophos-1	Xirochori	Maragha	Kocherino	Ravin des Zouaves 5	Hadidimovo	Strumyani-2	Slatino	Samos	Kalimantsi	Pikermi	Gorna Sushitsa
Rhinocerotinae												
<i>Ceratotherium neumayri</i>	B	M			M		B			G M B		x
<i>Dihoplus pikermiensis</i>						B B				B B B		
<i>Dihoplus cf. schleiermachersi</i>									x			
<i>Chilotherium kiliasi</i>	M											
<i>Chilotherium persiae</i>			M									
<i>Chilotherium schlosseri</i>										M		
<i>Chilotherium samium</i>												x
<i>Chilotherium sp.</i>		M										x
<i>Acerorhinus sp.</i>					B			x		x		B
<i>Acerorhinus neleus</i>												x
<i>Persiatherium rodleri</i>												
<i>Brachypotherium sp.</i>												x
Elasmotheriinae												
<i>Iranotherium morgani</i>												x

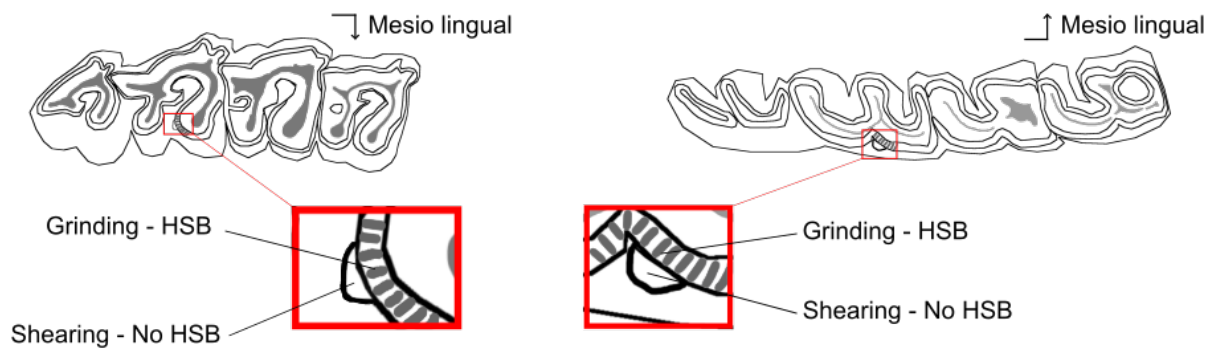
A



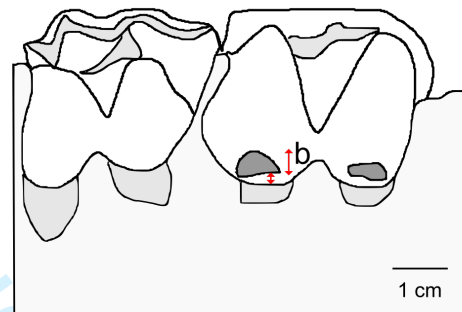
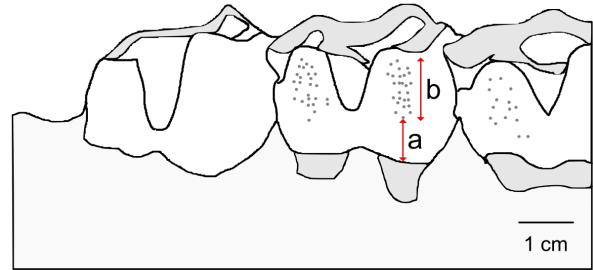
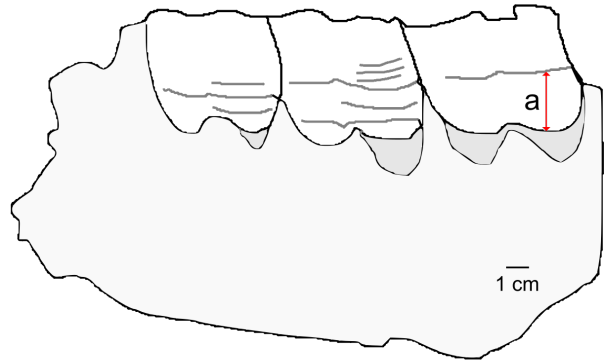

B

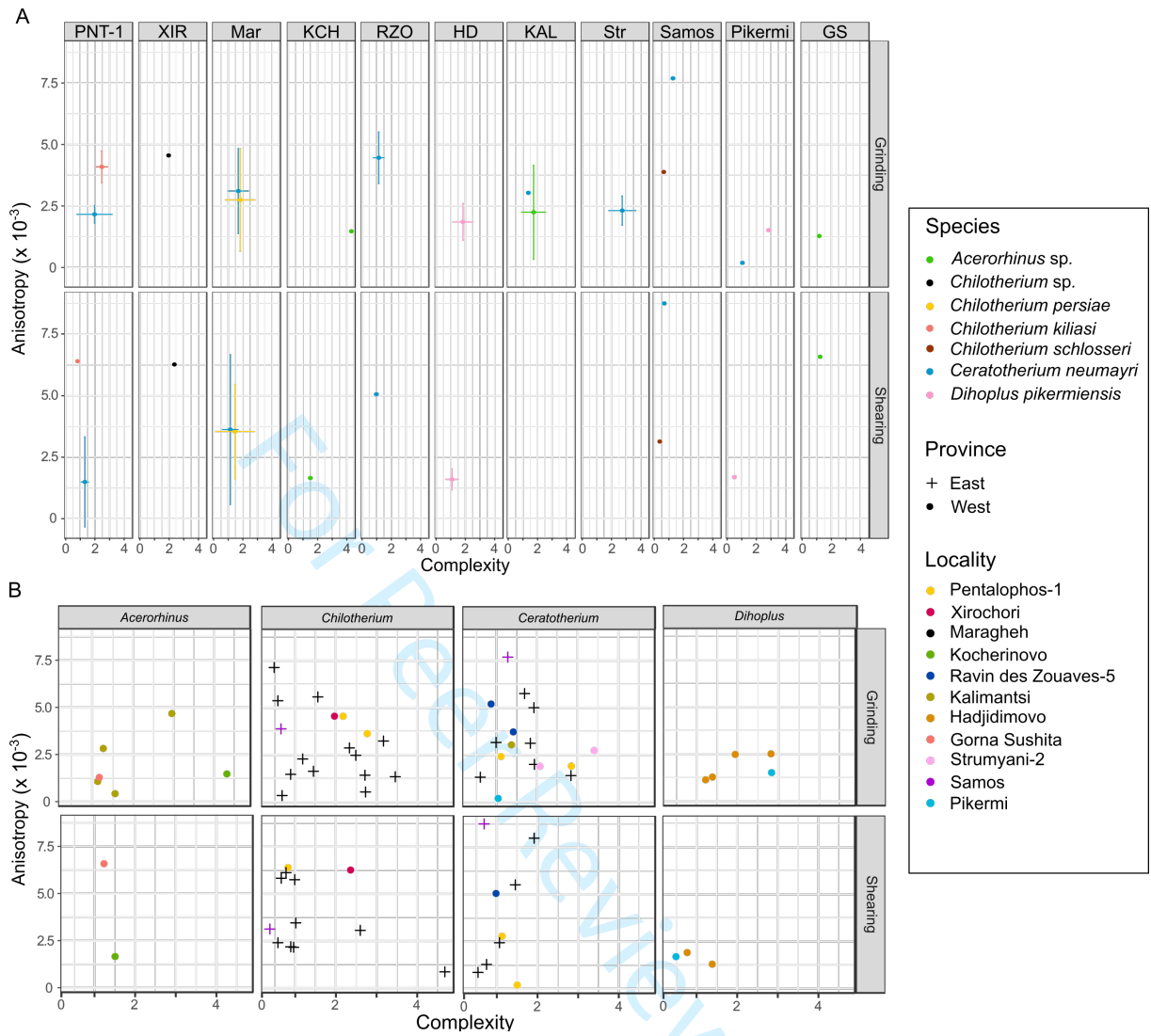


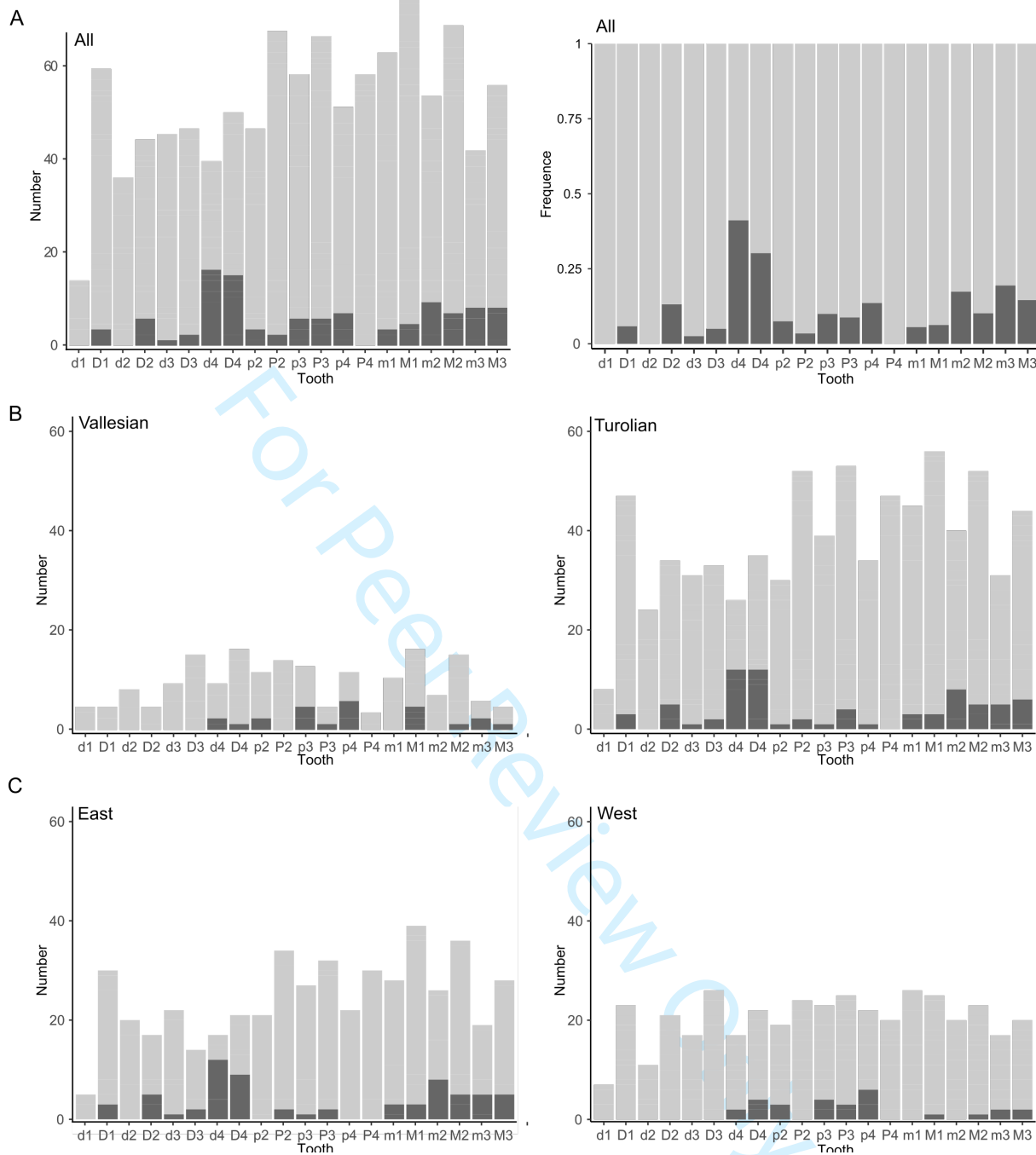
1
2
3
4
5
6
7
8
9
10
11
12
13
14
15
16
17
18
19
20
21
22
23
24
25
26
27
28
29
30
31
32
33
34
35
36
37
38
39
40
41
42
43
44
45
46
47
48
49
50
51
52
53
54
55
56
57
58
59
60



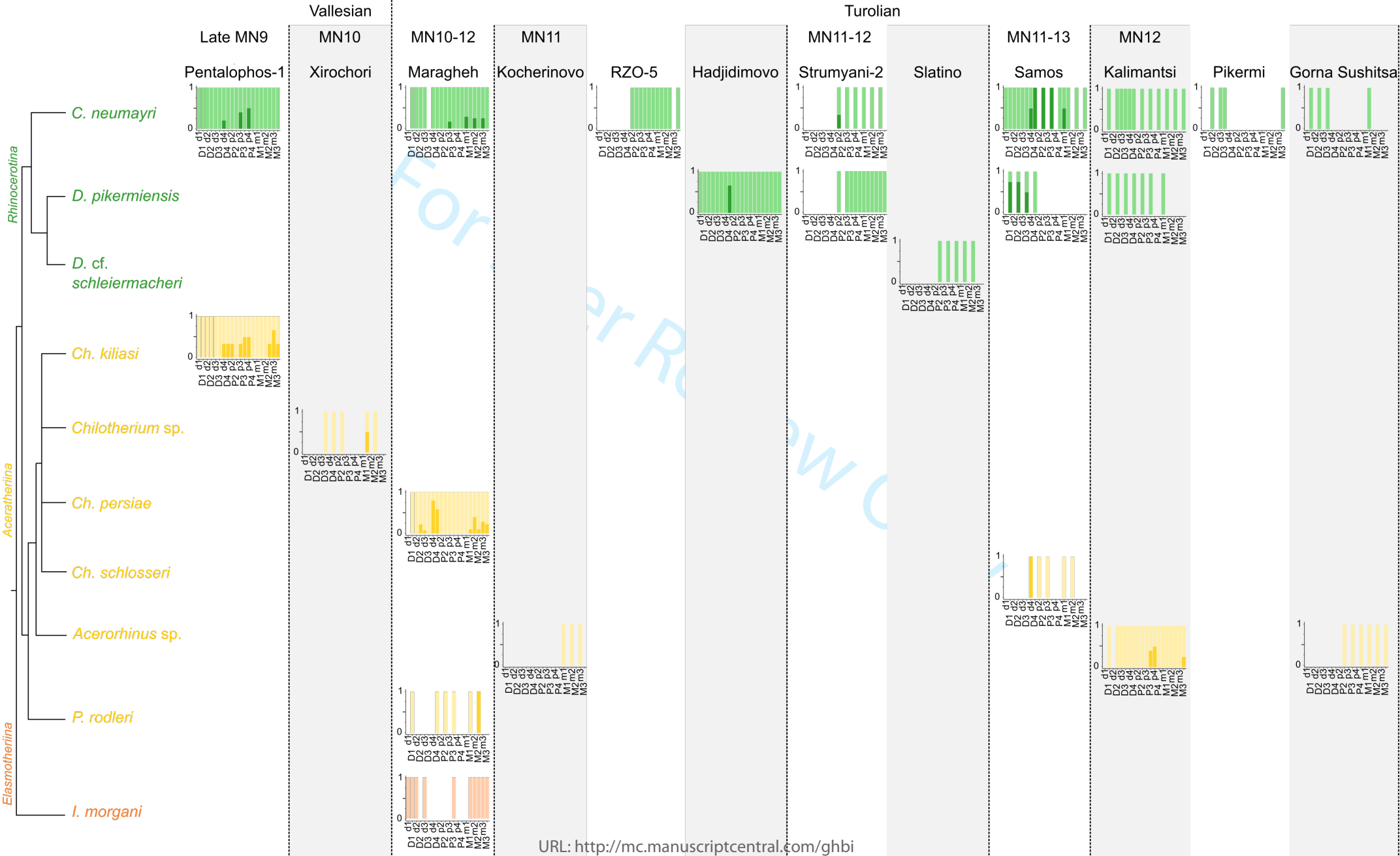
For Peer Review Only







1
2
3
4
5
6
7
8
9
10
11
12
13
14
15
16
17
18
19
20
21
22
23
24
25
26
27
28
29
30
31
32
33
34
35
36
37
38
39
40
41
42
43
44
45
46



Supplementary – Late Miocene rhinos

Details on the localities studied

Pikermi is a very famous fossiliferous site, situated only few kilometers away from Athens (Greece). The classic locality has been known since the 19th century and dated to the MN12 (Koufos 2006a). It has yielded an abundant and diverse mammal fauna, though originating from two to three different levels separated by tens or even hundreds of thousands of years (Theodorou et al. 2010). More recently, new localities (Chromateri, Pikermi-Valley) have been discovered spanning from MN11 to MN13 (Theodorou et al. 2010), although the classical levels have been dated between 7.33 and 7.29 Mya (Böhme et al. 2017, 2018) corresponding to the MN12. Pikermi is considered as one of the most classical and famous fossil Neogene localities across the world, a reference for all coeval Turolian localities of the Eastern Mediterranean, and the origin of the so-called “Pikermian Biome”. The rhinocerotid assemblage is composed of the following associated species: *Dihoplus pikermiensis* (dominant), *Ceratotherium neumayri* and *Acerorhinus neleus*.

Samos encompasses several localities near Mytilini (Samos Island; Greece) with an imprecise stratigraphy and a temporal range from MN11 to MN13 (7.8 to 6.7 Mya; Koufos et al. 2009). The first excavations date back to the 19th century and yielded a non-homologous and non-isochronous fauna, forming four chronologically succeeding mammal assemblages over about 1 Myr (Koufos et al. 2009). The rhinocerotid assemblage is composed of *Ceratotherium neumayri* (dominant), *Dihoplus pikermiensis*, *Chilotherium samium*, and *Chilotherium schlosseri* (Giaourtsakis 2009) that are associated in the Intermediary and Dominant Mammal Assemblages of Samos (Koufos et al. 2009).

1
2
3
4
5 **Maragheh** is composed of several localities spanning over 1.6 Myr, dating from 9 to 7.4 Mya
6 (MN10 to MN12), and forming three biostratigraphically-distinct intervals (Ataabadi et al.
7 (MN10 to MN12), and forming three biostratigraphically-distinct intervals (Ataabadi et al.
8 2013). It has yielded one of the most diverse late Miocene assemblages of rhinocerotids, with
9 four distinct species and genera in the same stratigraphical level (Ataabadi et al. 2013; Pandolfi
10 2016), similar to what is found in middle Miocene localities, such as Sansan (Heissig 2012;
11 Pandolfi 2016): *Ceratotherium neumayri* (dominant), *Chilotherium persiae* (dominant),
12 *Iranotherium morgani*, and *Persiatherium rodleri*.
13
14
15
16
17
18
19
20
21
22
23

24 **Localities of the Axios Valley**

25
26 Our dataset includes three localities from the Axios Valley (Macedonia, Greece), a few dozen
27 kilometers North-East from Thessaloniki: **Pentalophos-1** (latest MN9 or early MN10) and
28 **Xirochori** (~ 9.6 Mya, MN10) both Vallesian, and the more recent locality of **Ravins des**
29 **Zouaves – 5** (RZO) dated to the Turolian (~ 8.2 Mya, MN11; Sen et al., 2000; Koufos and
30 Vlachou, 2019). Pentalophos-1 has yielded two rhinocerotid species, *Ceratotherium neumayri*
31 and *Chilotherium kiliasi*, forming half of the mammalian biomass according to Geraads and
32 Koufos (1990). In the other two localities, only one rhinocerotid species is found: *Ce. neumayri*
33 at RZO and *Chilotherium sp.* at Xirochori.
34
35
36
37
38
39
40
41
42
43
44
45
46

47 **Hadjidimovo** is one of the richest Bulgarian localities. It is composed of four localities from
48 the Mesta River valley, near the Bulgarian-Greek frontier. Hadjidimovo has been dated to the
49 second half or the end of MN11 (Spasov et al. 2018), and older than 7.44 Mya (Böhme et al.
50 2018). Only one rhinocerotid is found at this locality: *Dh. pikermiensis* (Geraads and Spasov
51 2009).
52
53
54
55
56
57
58
59
60

1
2
3 **Kalimantsi** also comprises several localities (more than 10) from the Struma River valley
4 (Bulgaria), with the main locality Kalimantsi-1 dated to MN11 (older than 7.44 Mya according
5 to Böhme et al., 2018), while others (material studied here) are Middle Turolian in age, or
6 MN12, in the time interval 7.42–7.27 Mya (Böhme et al. 2018). It is the richest locality of the
7 Struma basin and it has yielded the best-known late Miocene Bulgarian vertebrate assemblage.
8 Four rhinocerotid species are found at Kalimantsi but probably not associated: *Ce. neumayri*,
9 *Dh. pikermiensis*, *Brachypotherium* sp. (KAL-3 and 4), and *Acerorhinus* sp (KAL-1 and higher
10 levels; Geraads and Spassov, 2009).
11
12
13
14
15
16
17
18
19
20
21
22
23

24 **Gorna Sushitsa** refers to several localities (16 levels identified; (Böhme et al. 2018; Spassov
25 et al. 2019) with different ages within the Turolian stage (MN11-MN12). The material studied
26 here come from the levels GS7 and GS8, that are probably closed in age to classical Pikermi
27 levels, within MN12 (Böhme et al. 2018). Gorna Sushitsa is located in the Sandanski District,
28 South-Western Bulgaria (41.555°N, 23.384°E), and it has yielded three species of rhinocerotids
29 at different levels: *Ce. neumayri* (GS3, GS4, GS7, and GS8), *Chilotherium* sp. (GS3, GS4, and
30 GS8), and *Acerorhinus* sp. (Spassov et al. 2019).
31
32
33
34
35
36
37
38
39
40
41
42

43 **Slatino** designates two independent rhinocerotine findings from unknown localities (probably
44 distinct fossiliferous outcrops) near the Slatino village, Struma River Basin, Southwestern
45 Bulgaria. Their age is uncertain, but the Slatino lithocomplex, to which they belong, is dated to
46 the lower part of the late Miocene (Tortonian / Vallesian; (Spassov et al. 2006; Geraads and
47 Spassov 2009). One specimen has been referred to as *Acerorhinus* sp. and the other one as
48 *Dihoplus* cf. *schleiermacheri*.
49
50
51
52
53
54
55
56
57
58
59
60

1
2
3 **Kocherinovo** consists of three subcoeval localities from the Middle Struma basin,
4
5 Southwestern Bulgaria (Hristova et al. 2013). The localities are estimated to the early Turolian
6
7 (early MN11). The only rhinocerotid recognised is *Acerorhinus* sp.
8
9

10
11
12 **Strumyani-2** is a locality near Sandanski, Struma River Valley, Southwestern Bulgaria. It has
13
14 yielded a fauna similar to that of Pikermi but probably slightly older, dated to early–early
15
16 middle Turolian times (MN11–12; Geraads et al., 2011). Both *Ce. neumayri* and *Dh.*
17
18 *pikermiensis* are present and were found in the same spot suggesting a close association of these
19
20 two species (Geraads and Spassov, 2009).
21
22
23
24
25
26
27

28 Faunal lists (herbivore taxa)

29
30
31
32

33 **Table 1 : Faunal list and inferred dietary preferences of mammal herbivore taxa from the** 34 35 **Southeastern Mediterranean Late Miocene localities studied**

36
37 Colour code: brown – browser, blue – mixed-feeder, light green – folivore, dark green – grazer,
38
39 red – frugivore, no colour – no data available
40

41
42 Dietary preferences were inferred based on the literature : Geraads & Koufos, 1990 ; Geraads
43
44 et al., 2001 ; Giaourtsakis, 2003, 2009 ; Koufos, 2006b; Merceron et al., 2006 ; Geraads &
45
46 Spassov, 2009 ; Koufos et al., 2009 ; Solounias et al., 2010 ; Clavel et al., 2012 ; Atabadi et
47
48 al., 2013 ; Hristova et al., 2013 ; Spassov et al., 2019 ; NOW Database, 2020.
49

50
51 Assemblages merged for Maragheh, Kalimantsi, Samos, and Pikermi.
52
53
54
55
56
57
58
59
60

		Pentalophos-1	Xirochori	Maragheh	Ravin des Zouaves 5	Kocherinovo	Strumyani-2	Slatino	Gorna Sushitsa	Kalimantsi	Hadjidimovo	Samos	Pikermi
Perissodactyla													
	Chalicotheriidae												
	Chalicotheriidae indet				x								
	<i>Ancylotherium pentelicum</i>		x				x		x	x	x	x	x
	<i>Ancylotherium</i> sp.	x											
	<i>Anisodon</i> sp.								x				
	<i>Metaschizotherium fraasi</i>									x			
	<i>Chalicotherium goldfussi</i>										x		x
	<i>Kalimantsia bulgarica</i>									x			
	Equidae												
	<i>Cremohipparion macedonicum</i>	x			x	cf.							
	<i>Cremohipparion proboscideum</i>				x							x	
	<i>Cremohipparion moldavicum</i>			aff.									
	<i>Cremohipparion matthewi</i>			aff.								x	
	<i>Cremohipparion mediterraneum</i>						x		x	x	aff.	x	x
	<i>Cremohipparion nikosi</i>										x		
	<i>Hippotherium primigenium</i>	x	ex. gr.										
	<i>Hippotherium brachypus</i>			x		x	cf.		x	x	x		
	<i>Hippotherium giganteum</i>											x	
	<i>Hipparion</i> sp.					x	x						
	<i>Hipparion gettyi</i>			x									
	<i>Hipparion campbelli</i>			x									
	<i>Hipparion depereti</i>	aff.											
	<i>Hipparion dietrichi</i>				x		x					aff.	
	<i>Hipparion platigenis</i>										x		
	Rhinocerotidae												
	<i>Ceratotherium neumayri</i>	x		x	x		x		x	x		x	x
	<i>Dihoplus pikermiensis</i>						x			x	x	x	x
	<i>Dihoplus</i> cf. <i>schleiermacheri</i>							x					
	<i>Chilotherium kiliasi</i>	x											
	<i>Chilotherium persiae</i>			x									
	<i>Chilotherium schlosseri</i>											x	
	<i>Chilotherium samium</i>											x	
	<i>Chilotherium</i> sp.		x										
	<i>Acerorhinus</i> sp.					x		x	x	x			
	<i>Acerorhinus neleus</i>												x
	<i>Persiatherium rodleri</i>			x									
	<i>Brachypotherium</i> sp.									x			
	<i>Iranotherium morgani</i>			x									
	Tapiridae												
	<i>Tapirus</i> sp.						x			x			
	<i>Tapirus jeanpiveteaui</i>										x		
Artiodactyla													
	Suidae												
	cf. <i>Microstonyx</i> sp.					x							
	<i>Microstonyx major</i>			x	x		x			x			x
	<i>Hippopotamodon major</i>				x								
	<i>Hippopotamodon erymanthius</i>								x		x	x	
	<i>Propotamochoerus</i> sp.				x				x				
	Traguilidae												
	<i>Dorcatherium puyhauberti</i>						cf.						
	Bovidae												
	<i>Gazella</i> sp.	x	x			x			x	x	x	3/4	x
	<i>Gazella ancyrensis</i>			cf.									
	<i>Gazella capricornis</i>			x	cf.		cf.	cf.				x	x
	<i>Gazella pilgrimi</i>				x							x	
	<i>Demecquenemia rodleri</i>			x									
	<i>Prostrepsiceros axiosi</i>				x								

		Pentalophos-1	Xirochori	Maragheh	Ravin des Zouaves 5	Kocherinovo	Strumyani-2	Slatino	Gorna Sushitsa	Kalimantsi	Hadjidimovo	Samos	Pikermi
Muridae	<i>Valerymys</i> sp.				x							x	
	<i>Byzantina pikermiensis</i>											x	x
	<i>Karnimata provocator</i>											x	x
	<i>Kowalskia lavocati</i>												x
	<i>Parapodemus gaudryi</i>												x
	<i>Micromys bendai</i>												x
	<i>Occitanomys brailloni</i>												x
	<i>Pseudomeriones pythagorasi</i>											x	
	<i>Pliospalax sotirisi</i>											x	
Hystricidae	<i>Hystrix primigenia</i>								x		x	x	x
	<i>Hystrix</i> sp.			x			x						
Lagomorpha													
Leptoridae	<i>Alilepus</i> sp.												x
Ochotonidae	<i>Prolagus crusafonti</i>												x
	<i>Prolagus michauxi</i>												x
Proboscidea													
Gomphotheriidae	<i>Choerolophodon anaticus</i>	x											
	<i>Choerolophodon pentelici</i>		x	x	x					x		x	x
	<i>Choerolophodon</i> sp.					x							
	" <i>Tetralophodon</i> " <i>atticus</i>						x			x	x	x	x
Deinotheriidae	<i>Deinotherium gigantissimum</i>			x					x			x	
Mammutidae	" <i>Mammut</i> " sp.				x						x	x	

Interactions with other herbivores

In addition to rhinocerotids, the fossil localities studied have yielded other herbivores species such as other perissodactyls, artiodactyls and proboscids, as well as micro-herbivores (rodents, lagomorphs, insects). Species lists by locality are detailed in Table 1.

Concerning perissodactyls, tapirs are rather rare in the Southeastern Mediterranean region (Koufos 2006b) and very few is known about their paleoecology. Equids on the other hand, have been well studied. This taxa is generally considered to be adapted to open environments and abrasive grazing-type feeding (Janis 1976; Mhlabachler et al. 2011). Equids are mostly represented by hipparions (50-350 kg depending on species and period; Hippotherium spp., Cremohipparion; Shoemaker and Clauset, 2014) in the studied localities. The 2D microwear of five species from Samos and Pikermi reveals the exploitation of C3-type grasses (mixed

1
2
3 feeders and grazers; Solounias et al., 2010). This grass consumption by different hipparion
4
5 species is also proposed for Late Miocene localities in Bulgaria (Hadjidimovo, Kalimantsi,
6
7 Strumyani; (Clavel et al. 2012). Thus, hipparions probably did not compete with rhinocerotids
8
9 for food resources. Eventually, chalicotheres are present in most of the sites studied with
10
11 relative taxonomic variety, but in fairly limited numbers (sampling biases are conceivable,
12
13 however). Like rhinoceroses, they exhibit significant size and mass (Costeur et al. 2012;
14
15 Guérin 2012). A recent study of the dental microwear of different species suggests significant
16
17 fruit consumption in several species including *Metaschizotherium fraasi* from Petersbuch
18
19 (MN 6; Germany), a species also present at Kalimantsi (Schulz et al. 2007; Semprebon et al.
20
21 2011). For the schizotherine species *Ancylotherium pentelicum* studied in Pikermi and Samos,
22
23 but also present at Hadjidimovo, Kalimantsi and Maragha, dental microwear indicates the
24
25 inclusion of harder objects such as branches or bark (Semprebon et al. 2011). Thus, it appears
26
27 that chalicotheres and rhinocerotids exploited quite different niches, suggesting little or no
28
29 competition for resources.
30
31
32
33
34
35
36
37

38 Artiodactyl species are also very common at the localities studied, and this clade is often
39
40 considered to be a competitor of perissodactyls (Janis 1976). Indeed, most bovids from Samos
41
42 and Pikermi are browsers or mixed-feeders (Solounias et al. 2010). Similarly at Hadjidimovo,
43
44 where bovids are either mixed feeders (*Tragoportax rugosifrons*, *Gazella* sp. and *Palaeoreas*
45
46 *lindermayeri*) or folivores (*Miotragocerus gaudryi* and *Palaeoreas lindermayeri*), and at
47
48 Kalimantsi, where *Tragoportax* cf. *amalthea* appears as strict browser and *Palaeoreas*
49
50 *lindermayeri* and *Gazella* sp. as mixed feeders (Merceron et al. 2006; Clavel et al. 2012).
51
52 Thus, most artiodactyls present at the localities of interest are mixed feeders or browsers, and
53
54 thus potentially in competition with associated rhinocerotids. However, some artiodactyls
55
56 found at these localities seem to have been grazers, a feeding preference not occupied by the
57
58
59
60

1
2
3 rhinocerotids studied here. At Samos and Pikermi, the 2D microwear reveals that five
4
5 ruminant species exploited C3 grass resources, in addition to the aforementioned hipparions
6
7 (Solounias et al. 2010). Similarly in Greece, where some Pentalophos-1 bovids have a grazing
8
9 signal (microwear: Merceron et al., 2007), and it is likely that giraffids from the Axios Valley
10
11 (*Palaeogiraffa macedoniae* and *P. major*; microwear: Merceron et al., 2018) and Samos
12
13 (*Samotherium* cf. *boissieri*; isotopy: Quade et al., 1994) included monocotyledonous grasses
14
15 in their diet. In contrast, no strictly grazing bovid species are found at Hadjidimovo, nor at
16
17 Kalimantsi according to microwear and carbon isotopes (Merceron et al. 2006).
18
19
20
21
22

23
24 Concerning our localities of the Southeastern Mediterranean region, *Choerolophodon* is the
25
26 most abundant proboscidean genus: *C. anatolicus* at Pentalophos-1, *C. pentelici* Ravin des
27
28 Zouaves-5, Xirochori, Pikermi and Samos. The microwear of both species in the Axios Valley
29
30 reveals the consumption of grasses, consistent with the arid climatic conditions and the
31
32 absence of this genus in Central, Western and Northern Europe (Konidaris et al. 2016). In his
33
34 master's thesis, Loponen (2020) finds a grass preference for *C. pentelici* from Maragheh using
35
36 the mesowear angle. Other proboscidean species are also found in the region (e.g., *Mammut*
37
38 sp., *Deinotherium gigantissimum*), but they are not included in the microwear studies on the
39
40 relevant deposits (Solounias et al. 2010). Fossil forms of proboscideans are extremely diverse
41
42 and the wide variety of dental morphologies suggests very different dietary specialisations
43
44 (Shoshani, 1998; Loponen, 2020). They are megaherbivore species (>1000 kg) that can reach
45
46 considerable size and mass (Göhlich, 1999; Larramendi, 2015). Indeed, *Deinotherium*
47
48 *giganteum* and *D. gigantissimum* are among the largest Neogene mammals (up to 4 m at the
49
50 withers: Göhlich, 1999; Larramendi, 2015) and probably fed more on the tops of trees. Thus,
51
52 niche partitioning with rhinos could also be based on different feeding heights.
53
54
55
56
57
58
59
60

1
2
3 Glires (Rodentia + Lagomorpha) are small to medium-sized (a few grams to a few kilograms;
4
5 Costeur et al., 2012) mostly herbivorous mammals that are highly abundant and diverse
6
7 (Samuels 2009). Due to their small size and fragile bones, there is a sampling bias for this
8
9 group. Furthermore, the study of rodent ecology per se is quite rare (Gomes Rodrigues et al.
10
11 2009; Coillot et al. 2013; Robinet et al. 2020), and is more often used to date the deposit or
12
13 propose environmental conditions (Vianney-Liaud 1991; Legendre et al. 2005; Maridet and
14
15 Sen 2012) than to propose dietary preferences (Samuels 2009). When mentioned, the diet of
16
17 herbivorous rodents is not described on the classic grazer-grazer spectrum, but rather between
18
19 folivore and graminivore (Gordon et al. 2019). Regarding lagomorphs, the study of non-rabbit
20
21 taxa is even more rare.
22
23
24
25
26
27

28
29 In the fossil localities studied here, few rodents and even fewer lagomorphs were found,
30
31 probably due to incomplete survey of the deposits (Koufos 2003). The species found are
32
33 mainly Muridae, but *Hystrix primigenia* is also frequently present (NOW Database, 2020 and
34
35 references therein). The interaction between ungulates and present-day rodents has been
36
37 discussed very broadly in "The Ecology of the Browsing and Grazing I & II" (Gordon and
38
39 Prins 2008; Gordon et al. 2019). The authors report a wide range of effects, both positive and
40
41 negative, greatly dependent on the habitat and species involved. They agree, however, that
42
43 high browsing pressure leads to a decrease in rodent diversity and abundance (Steen et al.
44
45 2005). A similar trend is noted for lagomorphs (Komonen et al. 2003).
46
47
48
49
50

51 Interests and limits of GLMMs

52
53
54
55

56 Generalised linear mixed-models are very interesting albeit complex tools, principally used in
57
58 ecology. If correctly applied and carefully interpreted, they provide a good way to assess the
59
60

1
2
3 impact of many factors at the same time. The results observed with basics statistics (mean,
4 median) were retrieved with GLMMs, confirming the reliability of this approach. We found
5 significant differences in microwear textures and hypoplasia patterns notably depending on
6 species, locality, province, and age.
7
8
9
10
11
12
13

14 In this article, we chose to select the best candidate models using Akaike's Information
15 Criterion (AIC). Other criteria exist and may lead to different results depending on their
16 sensibilities. For instance, Bayesian Information Criterion (BIC) ranking only gave consistent
17 results to AIC ranking for HAsfc9, Multiple and Severity (see S3, S4, and S5). For all other
18 DMTA variables it gave the same final model: (1|Specimen) + Facet, suggesting a preponderant
19 role of the facet in the observed microwear textures. For Hypo and Localisation, the final
20 models were relatively similar but with less factors in the BIC ranking selection. Eventually the
21 best BIC selected (1|Specimen) as the best candidate model for Defect, highlighting the
22 individual character of hypoplasia. Besides biological aspects, these results can easily be
23 explained by the risk of over-fitting when using AIC and under-fitting with BIC (Findley 1991).
24
25
26
27
28
29
30
31
32
33
34
35
36
37
38
39

40 Our final models sometimes included factors suggesting confounding effects (e.g., Tooth Loci,
41 Side for DMTA; Position or Wear for hypoplasia). For DMTA variables the importance of such
42 factors was not surprising, and some authors already discussed or adapted their sampling
43 protocol (only one facet from one precise tooth locus; e.g., lower left m2) to limit this bias
44 (Mihlbachler et al. 2012; Christensen 2014; Ramdarshan et al. 2017). The use of GLMMs might
45 even help increasing sample size by controlling the effects of merging different teeth and/or
46 facets, which would be of crucial importance for dietary reconstruction using microwear.
47 Concerning hypoplasia, we found that averaged and very worn teeth had a higher hypoplasia
48 prevalence than lesser worn teeth. This finding was imputed to sampling bias as no logical
49
50
51
52
53
54
55
56
57
58
59
60

1
2
3 explanation could be provided. Moreover, upper teeth were less prone to hypoplasia than their
4
5 lower counterparts. This finding is surprising regarding development as they have similar
6
7 developmental timings, but such a pattern was also observed in great apes (Lukacs 1999), and
8
9 for the rhinocerotids from Béon 1 (late early Miocene, Southwestern France; Hullot et al.,
10
11 2021), suggesting that other factors may be responsible (e.g., genetic origin).
12
13
14
15
16

17 References

- 18
19 Ataabadi MM, Bernor RL, Kostopoulos DS, et al (2013) Recent advances in paleobiological
20 research of the late Miocene Maragheh Fauna, Northwest Iran. In: Wang X, Flynn LJ,
21 Fortelius M (eds) Fossil Mammals of Asia. Neogene Biostratigraphy and Chronology,
22 Columbia University Press. New York, pp 546–565
23
24
25 Böhme M, Spassov N, Ebner M, et al (2017) Messinian age and savannah environment of the
26 possible hominin *Graecopithecus* from Europe. PLOS ONE 12:e0177347.
27 <https://doi.org/10.1371/journal.pone.0177347>
28
29 Böhme M, Van Baak CG, Prieto J, et al (2018) Late Miocene stratigraphy, palaeoclimate and
30 evolution of the Sandanski Basin (Bulgaria) and the chronology of the Pikermian
31 faunal changes. Glob Planet Change 170:1–19.
32 <https://doi.org/10.1016/j.gloplacha.2018.07.019>
33
34
35 Christensen HB (2014) Similar associations of tooth microwear and morphology indicate
36 similar diet across marsupial and placental mammals. PloS One 9:e102789–e102789.
37 <https://doi.org/10.1371/journal.pone.0102789>
38
39
40 Clavel J, Merceron G, Hristova L, et al (2012) On *Mesopithecus* habitat: Insights from late
41 Miocene fossil vertebrate localities of Bulgaria. J Hum Evol 63:162–179.
42 <https://doi.org/10.1016/j.jhevol.2012.04.007>
43
44
45 Coillot T, Chaimanee Y, Charles C, et al (2013) Correlated Changes in Occlusal Pattern and
46 Diet in Stem Murinae During the Onset of the Radiation of Old World Rats and Mice.
47 Evolution 67:3323–3338. <https://doi.org/10.1111/evo.12172>
48
49
50 Costeur L, Guérin C, Maridet O (2012) Paléoécologie et paléoenvironnement du site miocène
51 de Sansan. In: Peigné S, Sen S (eds) Mammifères de Sansan, Mémoires du Muséum
52 national d'Histoire naturelle. Paris, pp 661–693
53
54
55 Findley DF (1991) Counterexamples to parsimony and BIC. Ann Inst Stat Math 43:505–514
56
57
58 Geraads D, Koufos G (1990) Upper Miocene Rhinocerotidae (Mammalia) from Pentalophos-
59 1, Macedonia, Greece. Palaeontogr Abt Paläozool Stratigr 210:151–168
60
61 Geraads D, Spassov N (2009) Rhinocerotidae (Mammalia) from the Late Miocene of
62 Bulgaria. Palaeontogr Abt Paläozool Stratigr 287:99–122

- 1
2
3 Geraads D, Spassov N, Hristova L, et al (2011) Upper Miocene mammals from Strumyani,
4 south-western Bulgaria. *Geodiversitas* 33:451–484. <https://doi.org/10.5252/g2011n3a3>
5
6 Geraads D, Spassov N, Kovachev D (2001) New Chalicotheriidae (Perissodactyla,
7 Mammalia) from the Late Miocene of Bulgaria. *J Vertebr Paleontol* 21:596–606
8
9 Giaourtsakis IX (2009) The Late Miocene Mammal Faunas of the Mytilinii Basin, Samos
10 Island, Greece: New Collection. 9. Rhinocerotidae. *Beitr Zur Paläontol* 31:157–187
11
12 Giaourtsakis IX (2003) Late Neogene Rhinocerotidae of Greece: distribution, diversity and
13 stratigraphical range. *Deinsea* 10:235–254
14
15
16 Gomes Rodrigues H, Merceron G, Viriot L (2009) Dental microwear patterns of extant and
17 extinct Muridae (Rodentia, Mammalia): ecological implications. *Naturwissenschaften*
18 96:537–542. <https://doi.org/10.1007/s00114-008-0501-x>
19
20
21 Gordon IJ, Prins HHT (2008) *The ecology of browsing and grazing*. Springer
22
23 Gordon IJ, Prins HHT, Mallon J, et al (2019) The Ecology of Browsing and Grazing in Other
24 Vertebrate Taxa. In: Gordon IJ, Prins HHT (eds) *The Ecology of Browsing and*
25 *Grazing II*. Springer International Publishing, Cham, pp 339–404
26
27
28 Guérin C (2012) *Anisodon grande* (Perissodactyla, Chalicotheriidae) de Sansan. *Mém*
29 *Muséum Natl Hist Nat* 1993 203:279–315
30
31 Heissig K (2012) Les Rhinocerotidae (Perissodactyla) de Sansan. In: Peigné S, Sen S (eds)
32 *Mammifères de Sansan. Mémoires du Muséum national d'Histoire naturelle*, Paris, pp
33 317–485
34
35 Hristova L, Geraads D, Markov GN, Spassov N (2013) Late Miocene mammals from
36 Kocherinovo, southwestern Bulgaria. *Acta Zool Bulg* 65:517–529
37
38
39 Hullot M, Laurent Y, Merceron G, Antoine P-O (2021) Paleoeology of the Rhinocerotidae
40 (Mammalia, Perissodactyla) from Béon 1, Montréal-du-Gers (late early Miocene, SW
41 France): Insights from dental microwear texture analysis, mesowear, and enamel
42 hypoplasia. *Palaeontol Electron* 24:1–26. <https://doi.org/10.26879/1163>
43
44 Janis C (1976) The evolutionary strategy of the Equidae and the origins of rumen and cecal
45 digestion. *Evolution* 30:757–774
46
47
48 Komonen M, Komonen A, Otgonsuren A (2003) Daurian pikas (*Ochotona daurica*) and
49 grassland condition in eastern Mongolia. *J Zool* 259:281–288
50
51 Konidaris GE, Koufos GD, Kostopoulos DS, Merceron G (2016) Taxonomy, biostratigraphy
52 and palaeoecology of *Choerolophodon* (Proboscidea, Mammalia) in the Miocene of
53 SE Europe-SW Asia: implications for phylogeny and biogeography. *J Syst Palaeontol*
54 14:1–27. <https://doi.org/10.1080/14772019.2014.985339>
55
56 Koufos GD (2006a) The Neogene mammal localities of Greece: faunas, chronology and
57 biostratigraphy. *Hell J Geosci* 41:183–214
58
59
60

- 1
2
3 Koufos GD (2006b) Palaeoecology and chronology of the Vallesian (late Miocene) in the
4 Eastern Mediterranean region. *Palaeogeogr Palaeoclimatol Palaeoecol* 234:127–145.
5 <https://doi.org/10.1016/j.palaeo.2005.01.014>
6
7 Koufos GD (2003) Late Miocene mammal events and biostratigraphy in the Eastern
8 Mediterranean. *Deinsea* 10:343–372
9
10 Koufos GD, Kostopoulos DS, Vlachou TD (2009) The late Miocene mammal faunas of the
11 Mytilinii basin, Samos Island, Greece: new collection. 16. *Biochronology. Beitr Zur*
12 *Paläontol* 31:397–408
13
14 Koufos GD, Vlachou TD (2019) New material and revision of hipparions from the upper
15 Miocene locality Ravin des Zouaves-5, RZO of Axios Valley (Macedonia, Greece).
16 *Geobios* 57:33–52
17
18 Legendre S, Montuire S, Maridet O, Escarguel G (2005) Rodents and climate: A new model
19 for estimating past temperatures. *Earth Planet Sci Lett* 235:408–420.
20 <https://doi.org/10.1016/j.epsl.2005.04.018>
21
22 Loponen L (2020) Diets of Miocene proboscideans from Eurasia, and their connection to
23 environments and vegetation. Master Thesis, University of Helsinki
24
25 Lukacs JR (1999) Enamel hypoplasia in deciduous teeth of great apes: Do differences in
26 defect prevalence imply differential levels of physiological stress? *Am J Phys*
27 *Anthropol* 110:351–363. [https://doi.org/10.1002/\(SICI\)1096-](https://doi.org/10.1002/(SICI)1096-8644(199911)110:3<351::AID-AJPA7>3.0.CO;2-2)
28 [8644\(199911\)110:3<351::AID-AJPA7>3.0.CO;2-2](https://doi.org/10.1002/(SICI)1096-8644(199911)110:3<351::AID-AJPA7>3.0.CO;2-2)
29
30 Maridet O, Sen S (2012) Les Cricetidae (Rodentia) de Sansan. In: *Mammifères de Sansan.*
31 *Mémoires du Muséum Paris*, pp 29–65
32
33 Merceron G, Blondel C, Viriot L, et al (2007) Dental microwear analysis of bovids from the
34 Vallesian (late Miocene) of Axios Valley in Greece: reconstruction of the habitat of
35 *Ouranopithecus macedoniensis* (Primates, Hominoidea). *Geodiversitas* 29:421–433
36
37 Merceron G, Colyn M, Geraads D (2018) Browsing and non-browsing extant and extinct
38 giraffids: Evidence from dental microwear textural analysis. *Palaeogeogr*
39 *Palaeoclimatol Palaeoecol* 505:128–139. <https://doi.org/10.1016/j.palaeo.2018.05.036>
40
41 Merceron G, Zazzo A, Spassov N, et al (2006) Bovid paleoecology and paleoenvironments
42 from the Late Miocene of Bulgaria: Evidence from dental microwear and stable
43 isotopes. *Palaeogeogr Palaeoclimatol Palaeoecol* 241:637–654.
44 <https://doi.org/10.1016/j.palaeo.2006.05.005>
45
46 Mihlbachler MC, Beatty BL, Caldera-Siu A, et al (2012) Error rates in dental microwear
47 analysis using light microscopy. *Palaeontol Electron* 15:12A
48
49 Mihlbachler MC, Rivals F, Solounias N, Semprebon GM (2011) Dietary change and
50 evolution of horses in North America. *Science* 331:1178–1181.
51 <https://doi.org/10.1126/science.1196166>
52
53 NOW Database (2020) New & Old Worlds Database of Fossil Mammals. Version CC BY
54 4.0URL <https://nowdatabase.luomus.fi/>
55
56
57
58
59
60

- 1
2
3 Pandolfi L (2016) *Persiatherium rodleri*, gen. et sp. nov. (Mammalia, Rhinocerotidae) from
4 the upper Miocene of Maragheh (northwestern Iran). *J Vertebr Paleontol* 36:e1040118.
5 <https://doi.org/10.1080/02724634.2015.1040118>
6
7
8 Quade J, Solounias N, Cerling TE (1994) Stable isotopic evidence from paleosol carbonates
9 and fossil teeth in Greece for forest or woodlands over the past 11 Ma. *Palaeogeogr*
10 *Palaeoclimatol Palaeoecol* 108:41–53
11
12 Ramdarshan A, Blondel C, Gautier D, et al (2017) Overcoming sampling issues in dental
13 tribology: Insights from an experimentation on sheep. *Palaeontol Electron* 20:1–19
14
15 Robinet C, Merceron G, Candela AM, Marivaux L (2020) Dental microwear texture analysis
16 and diet in caviomorphs (Rodentia) from the Serra do Mar Atlantic forest (Brazil). *J*
17 *Mammal* 101:386–402
18
19
20 Samuels JX (2009) Cranial morphology and dietary habits of rodents. *Zool J Linn Soc*
21 156:864–888. <https://doi.org/10.1111/j.1096-3642.2009.00502.x>
22
23 Schulz E, Fahlke JM, Merceron G, Kaiser TM (2007) Feeding ecology of the Chalicotheriidae
24 (Mammalia, Perissodactyla, Ancylopoda). Results from dental micro- and mesowear
25 analyses. *Verhandlungen Naturwissenschaftlichen Ver Hambg* 43:5–31
26
27
28 Semprebon GM, Sise PJ, Coombs MC (2011) Potential bark and fruit browsing as revealed by
29 stereomicrowear analysis of the peculiar clawed herbivores known as chalicotheres
30 (Perissodactyla, Chalicotherioidea). *J Mamm Evol* 18:33–55.
31 <https://doi.org/10.1007/s10914-010-9149-3>
32
33 Sen S, Koufos GD, Kondopoulou D, De Bonis L (2000) Magnetostratigraphy of the late
34 Miocene continental deposits of the lower Axios valley, Macedonia, Greece. *Geol Soc*
35 *Greece Spec Publ* 9:197–206
36
37
38 Shoemaker L, Clauset A (2014) Body mass evolution and diversification within horses
39 (family Equidae). *Ecol Lett* 17:211–220. <https://doi.org/10.1111/ele.12221>
40
41 Solounias N, Rivals F, Semprebon GM (2010) Dietary interpretation and paleoecology of
42 herbivores from Pikermi and Samos (late Miocene of Greece). *Paleobiology* 36:113–
43 136
44
45
46 Spassov N, Geraads D, Hristova L, et al (2018) The late Miocene mammal faunas of the
47 Republic of Macedonia (FYROM). *Palaeontogr Abt Paläozool Stratigr* 311:1–85.
48 <https://doi.org/10.1127/pala/2018/0073>
49
50 Spassov N, Geraads D, Hristova L, Markov G (2019) The late Miocene mammal fauna from
51 Gorna Sushitsa, southwestern Bulgaria, and the early/middle Turolian transition.
52 *Neues Jahrb Für Geol Paläontol-Abh* 291:317–350.
53 <https://doi.org/10.1127/njgpa/2019/0804>
54
55
56 Spassov N, Tzankov T, Geraads D (2006) Late Neogene stratigraphy, biochronology, faunal
57 diversity and environments of South-West Bulgaria (Struma River Valley).
58 *Geodiversitas* 28:477–498
59
60

1
2
3 Steen H, Mysterud A, Austrheim G (2005) Sheep grazing and rodent populations: evidence of
4 negative interactions from a landscape scale experiment. *Oecologia* 143:357–364
5

6 Theodorou GE, Roussiakis SJ, Athanassiou A, Filippidi A (2010) Mammalian remains from a
7 new site near the classical locality of Pikermi (Attica, Greece). *Sci Ann Sch Geol*
8 *Aristotle Univ Thessalon* 99:109–20
9

10 Vianney-Liaud M (1991) Les rongeurs de l'Eocène terminal et de l'Oligocène d'Europe
11 comme indicateurs de leur environnement. *Palaeogeogr Palaeoclimatol Palaeoecol*
12 85:15–28
13
14
15
16
17
18
19
20
21
22
23
24
25
26
27
28
29
30
31
32
33
34
35
36
37
38
39
40
41
42
43
44
45
46
47
48
49
50
51
52
53
54
55
56
57
58
59
60

For Peer Review Only

Supplementary S2 - Material List

Pentalophos-1 (fin MN9 ou début MN10 ; Grèce)

Lieu de stockage	Numéro d'inventaire	Espèce	Nature du spécimen	Méthodes utilisées
AUTh	PNT-135	<i>Chilotherium kiliasi</i>	Hémi-crâne gauche avec D1, P2-M3	DMTA, Hypo
AUTh	PNT142	<i>Chilotherium kiliasi</i>	Mandibule avec p2-m3 gauches et droites	DMTA, Hypo
AUTh	PNT129	<i>Ceratotherium neumayri</i>	Mandibule avec p3-m1 gauches et p2-p4 droites	DMTA
AUTh	PNT34	<i>Ceratotherium neumayri</i>	Mandibule avec p2-m3 gauches et droites	DMTA, Hypo
AUTh	PNT?	<i>Ceratotherium neumayri</i>	Hémi-mandibule droite avec d1-d4, m1	Hypo
AUTh	PNT?	<i>Ceratotherium neumayri</i>	Hémi-mandibule droite avec p2-p3, d4, m1-m2	Hypo
AUTh	PNT13	<i>Ceratotherium neumayri</i>	Hémi-mandibule gauche avec d1-d2	Hypo
AUTh	PNT14	<i>Ceratotherium neumayri</i>	Hémi-mandibule gauche avec d3-d4	Hypo
AUTh	PNT143	<i>Ceratotherium neumayri</i>	Crâne avec D1, P2-M3 gauches et P2-P3, D4, M1-M2 droites	Hypo
AUTh	PNT144	<i>Ceratotherium neumayri</i>	Crâne avec D3-D4, M1 gauches et D1-D4, M1 droites	Hypo
AUTh	PNT26	<i>Ceratotherium neumayri</i>	d3 droite	Hypo
AUTh	PNT34	<i>Ceratotherium neumayri</i>	Mandibule avec p2-m3 gauches et droites	Hypo
AUTh	PNT48	<i>Ceratotherium neumayri</i>	Hémi-mandibule droite avec d2-d4	Hypo
AUTh	PNT89	<i>Ceratotherium neumayri</i>	Hémi-mandibule droite avec d1-d4	Hypo
AUTh	PNT?	<i>Chilotherium kiliasi</i>	Mandibule avec p2-m3 gauches et p2-p4 droites	Hypo
AUTh	PNT12	<i>Chilotherium kiliasi</i>	Mandibule avec p2-p4 gauches et p2-m1 droites	Hypo
AUTh	PNT122	<i>Chilotherium kiliasi</i>	Maxillaire droit avec M2-M3	Hypo
AUTh	PNT3	<i>Chilotherium kiliasi</i>	Hémi-mandibule droite avec d2-d4	Hypo
AUTh	PNT32	<i>Chilotherium kiliasi</i>	Hémi-crâne gauche avec P2-M3	Hypo
AUTh	PNT56	<i>Chilotherium kiliasi</i>	Maxillaire droit avec D2-D4	Hypo
AUTh	PNT95	<i>Chilotherium kiliasi</i>	Crâne avec D1-D4 gauches et D2-D4 droites Mandibule avec d2-d4 gauches et d1-d4 droites	Hypo

Xirochori (MN10 ; Grèce)

Lieu de stockage	Numéro d'inventaire	Espèce	Nature du spécimen	Méthodes utilisées
AUTh	XIR ?	<i>Chilotherium</i> sp.	Crâne avec P2, D3-D4, M1-M2 gauches et droites	DMTA, Hypo

Maragha (MN10-12 ; Iran)

Lieu de stockage	Numéro d'inventaire	Espèce	Nature du spécimen	Méthodes utilisées
NHMW	Mar1949	<i>Ceratotherium neumayri</i>	Hémi-mandibule droite avec m2-m3	Hypo
NHMW	Mar1959	<i>Ceratotherium neumayri</i>	m1 droite	DMTA, Hypo
NHMW	Mar2035	<i>Ceratotherium neumayri</i>	m2 droite	Hypo
NHMW	Mar2057	<i>Ceratotherium neumayri</i>	D4 droite	Hypo
NHMW	Mar2058	<i>Ceratotherium neumayri</i>	D2 droite	Hypo
NHMW	Mar2110	<i>Ceratotherium neumayri</i>	M3 gauche	Hypo
NHMW	Mar2117	<i>Ceratotherium neumayri</i>	Hémi-mandibule droite avec p2-m1	Hypo
NHMW	Mar2142	<i>Ceratotherium neumayri</i>	m2 gauche	DMTA, Hypo
NHMW	Mar2143	<i>Ceratotherium neumayri</i>	m1 gauche	DMTA, Hypo
NHMW	Mar2144	<i>Ceratotherium neumayri</i>	m1 gauche	DMTA, Hypo
NHMW	Mar2145	<i>Ceratotherium neumayri</i>	p4 gauche	Hypo
NHMW	Mar2166	<i>Ceratotherium neumayri</i>	p3 droite	Hypo
NHMW	Mar2168	<i>Ceratotherium neumayri</i>	d2 gauche	Hypo
NHMW	Mar2169	<i>Ceratotherium neumayri</i>	Hémi-mandibule droite avec d3-d4	Hypo
NHMW	Mar2173	<i>Ceratotherium neumayri</i>	m2 gauche	DMTA, Hypo
NHMW	Mar2176	<i>Ceratotherium neumayri</i>	p3-p4 gauches	Hypo
NHMW	Mar2177	<i>Ceratotherium neumayri</i>	m2 gauche	Hypo
NHMW	Mar2178	<i>Ceratotherium neumayri</i>	p4 droite	Hypo
NHMW	Mar2179	<i>Ceratotherium neumayri</i>	p3 droite	Hypo
NHMW	Mar2199	<i>Ceratotherium neumayri</i>	D1 droite	Hypo
NHMW	Mar2200	<i>Ceratotherium neumayri</i>	D1 gauche	Hypo
NHMW	Mar2272	<i>Ceratotherium neumayri</i>	m3 droite	Hypo
NHMW	Mar2320	<i>Ceratotherium neumayri</i>	D2 gauche	Hypo
NHMW	2014-0424-0001	<i>Ceratotherium neumayri</i>	Crâne avec P2-M3 gauches et droites Mandibule avec p2-m3 gauches et droites	DMTA, Hypo
NHMW	Mar0385	<i>Ceratotherium neumayri</i>	Hémi-mandibule gauche avec m1-m3	DMTA, Hypo
NHMW	Mar1948	<i>Chilotherium persiae</i>	Hémi-mandibule avec d2-d4, m1	Hypo
NHMW	Mar1960	<i>Chilotherium persiae</i>	p3 gauche	Hypo
NHMW	Mar1962	<i>Chilotherium persiae</i>	Hémi-mandibule droite avec p3-p4	Hypo
NHMW	Mar1965	<i>Chilotherium persiae</i>	p2 droite	Hypo
NHMW	Mar1969	<i>Chilotherium persiae</i>	m2 droite	DMTA, Hypo
NHMW	Mar1970	<i>Chilotherium persiae</i>	p4 gauche	Hypo
NHMW	Mar1971	<i>Chilotherium persiae</i>	m1 droite	Hypo
NHMW	Mar1972	<i>Chilotherium persiae</i>	p3 droite	Hypo
NHMW	Mar2032	<i>Chilotherium persiae</i>	Hémi-mandibule gauche avec d2-d4	Hypo
NHMW	Mar2033	<i>Chilotherium persiae</i>	Hémi-mandibule droite avec d2-d4	Hypo
NHMW	Mar2034	<i>Chilotherium persiae</i>	Crâne avec D2-D4, M1 gauches et D2, D4 droites	Hypo
NHMW	Mar2069	<i>Chilotherium persiae</i>	d3 droite	Hypo
NHMW	Mar2070	<i>Chilotherium persiae</i>	d2 droite	Hypo
NHMW	Mar2071	<i>Chilotherium persiae</i>	d2 gauche	Hypo
NHMW	Mar2072	<i>Chilotherium persiae</i>	p2 gauche	Hypo
NHMW	Mar2118	<i>Chilotherium persiae</i>	Mandibule avec p2-p3 gauches et droites	Hypo
NHMW	Mar2119	<i>Chilotherium persiae</i>	Mandibule avec d2-d4 gauches et droites	Hypo
NHMW	Mar2121	<i>Chilotherium persiae</i>		DMTA, Hypo
NHMW	Mar2123	<i>Chilotherium persiae</i>	Crâne avec D1, P2-M3 gauches et droites	DMTA, Hypo
NHMW	Mar2124	<i>Chilotherium persiae</i>	Crâne avec P2-P3, D4, M1-M2 gauches et droites + D1 gauche	Hypo
NHMW	Mar2125	<i>Chilotherium persiae</i>	Crâne avec D1, P2-M3 gauches et P3-M3 droites	Hypo

NHMW	Mar2127	<i>Chilotherium persiae</i>	Crâne avec D1, P2-M3 gauches et D1, P3-M3 droites	Hypo
NHMW	Mar2128	<i>Chilotherium persiae</i>	Mandibule avec d2-d4, m1 gauches et d3-d4, m1 droites	DMTA, Hypo
NHMW	Mar2131	<i>Chilotherium persiae</i>	Hémi-mandibule droite avec p4-m3	DMTA, Hypo
NHMW	Mar2132	<i>Chilotherium persiae</i>	Crâne avec D1-D4, M1 gauches et D2-D4, M1 droites Mandibule avec d2-d4, m1 gauches et d3 droite	Hypo
NHMW	Mar2133	<i>Chilotherium persiae</i>	Mandibule avec p2-m3 gauches et droites	Hypo
NHMW	Mar2134	<i>Chilotherium persiae</i>	Crâne avec D1, P2-M3 gauches et droites Mandibule avec p2-m3 gauches et droites	Hypo
NHMW	Mar2135	<i>Chilotherium persiae</i>	Mandibule avec d2-d4, m1 gauches et d3-d4, m1-m2 droites	Hypo
NHMW	Mar2138	<i>Chilotherium persiae</i>	D2 droite	Hypo
NHMW	Mar2139	<i>Chilotherium persiae</i>	D2 gauche	Hypo
NHMW	Mar2140	<i>Chilotherium persiae</i>	D3 gauche	Hypo
NHMW	Mar2172	<i>Chilotherium persiae</i>	p3 gauche	Hypo
NHMW	Mar2174	<i>Chilotherium persiae</i>	M2 gauche	Hypo
NHMW	Mar2196	<i>Chilotherium persiae</i>	M3 droite	Hypo
NHMW	Mar2197	<i>Chilotherium persiae</i>	M2 droite	Hypo
NHMW	Mar2198	<i>Chilotherium persiae</i>	P2 droite	Hypo
NHMW	Mar2202	<i>Chilotherium persiae</i>	Maxillaire droit avec P3-P4	Hypo
NHMW	Mar2203	<i>Chilotherium persiae</i>	Maxillaire gauche avec P3-M1	Hypo
NHMW	Mar2205	<i>Chilotherium persiae</i>	P2 gauche	Hypo
NHMW	Mar2206	<i>Chilotherium persiae</i>	P2 gauche	Hypo
NHMW	Mar2221	<i>Chilotherium persiae</i>	M1 droite	Hypo
NHMW	Mar2273	<i>Chilotherium persiae</i>	M3 droite	Hypo
NHMW	Mar2279	<i>Chilotherium persiae</i>	d3 droite	Hypo
NHMW	Mar2283	<i>Chilotherium persiae</i>	M3 gauche	Hypo
NHMW	Mar2284	<i>Chilotherium persiae</i>	M2 gauche	Hypo
NHMW	Mar2286	<i>Chilotherium persiae</i>	D4 gauche	Hypo
NHMW	Mar2288	<i>Chilotherium persiae</i>	M3 droite	Hypo
NHMW	Mar2289	<i>Chilotherium persiae</i>	P2 gauche	Hypo
NHMW	Mar2312	<i>Chilotherium persiae</i>	M3 droite	DMTA, Hypo
NHMW	Mar2313	<i>Chilotherium persiae</i>	M2 droite	Hypo
NHMW	Mar2314	<i>Chilotherium persiae</i>	M2 droite	Hypo
NHMW	Mar2315	<i>Chilotherium persiae</i>	M3 gauche	DMTA, Hypo
NHMW	Mar2316	<i>Chilotherium persiae</i>	M2 droite	Hypo
NHMW	Mar2317	<i>Chilotherium persiae</i>	M1 droite	DMTA, Hypo
NHMW	Mar2318	<i>Chilotherium persiae</i>	M1 droite	DMTA, Hypo
NHMW	Mar2319	<i>Chilotherium persiae</i>	D4 gauche	Hypo
NHMW	Mar2321	<i>Chilotherium persiae</i>	P2 droite	Hypo
NHMW	Mar2322	<i>Chilotherium persiae</i>	D1 gauche	Hypo
NHMW	Mar2323	<i>Chilotherium persiae</i>	P4 droite	Hypo
NHMW	Mar2324	<i>Chilotherium persiae</i>	P3 droite	Hypo
NHMW	Mar2325	<i>Chilotherium persiae</i>	P2 droite	Hypo
NHMW	Mar2326	<i>Chilotherium persiae</i>	P2 gauche	Hypo
NHMW	Mar2327	<i>Chilotherium persiae</i>	P2 gauche	Hypo
NHMW	Mar2331	<i>Chilotherium persiae</i>	P2 droite	Hypo
NHMW	Mar2334	<i>Chilotherium persiae</i>	P4 droite	Hypo
NHMW	Mar2337	<i>Chilotherium persiae</i>	M3 gauche	Hypo
NHMW	Mar2340	<i>Chilotherium persiae</i>	D4 gauche	Hypo
NHMW	Mar2341	<i>Chilotherium persiae</i>	P2 droite	Hypo
NHMW	Mar2343	<i>Chilotherium persiae</i>	p2 droite	Hypo

NHMW	Mar2344	<i>Chilotherium persiae</i>	M1 droite	DMTA, Hypo
NHMW	Mar2348	<i>Chilotherium persiae</i>	D3 droite	Hypo
NHMW	Mar2353	<i>Chilotherium persiae</i>	Maxillaire gauche avec P3-P4	Hypo
NHMW	Mar4111	<i>Chilotherium persiae</i>	Crâne avec D1, P2-M3 gauches et D1, P2-M2 droites	Hypo
NHMW	Mar ?	<i>Chilotherium persiae</i>	Mandibule avec p2-m3 gauches et p3-m3 droites	DMTA, Hypo
NHMW	Mar0382	<i>Chilotherium persiae</i>	Crâne avec P3-M3 gauches et D1, P2-M3 droites Mandibule p2-m3 gauches et droites	Hypo
NHMW	Mar0383	<i>Chilotherium persiae</i>	Crâne avec D1, P2-M3 gauches et droites Mandibule avec p2-m3 gauches et droites	Hypo
NHMW	Mar0384	<i>Chilotherium persiae</i>	Crâne avec P4-M3 gauches et droites	Hypo
NHMW	Mar0386	<i>Chilotherium persiae</i>	Crâne avec D1-D4, M1 gauches et droites	Hypo
NHMW	Mar0387	<i>Chilotherium persiae</i>	Crâne avec P2-M2 gauches et P2-M3 droites Hémi-mandibule droite avec p2-m3	DMTA, Hypo
NHMW	Mar0388	<i>Chilotherium persiae</i>	p2-m3 gauches et droites	DMTA, Hypo
NHMW	Mar0390	<i>Chilotherium persiae</i>	Maxillaire gauche avec P2-M1	Hypo
NHMW	Mar0391	<i>Chilotherium persiae</i>	M1 gauche	Hypo
NHMW	Mar0393	<i>Chilotherium persiae</i>	Maxillaire droit avec M1-M3	Hypo
NHMW	Mar0394	<i>Chilotherium persiae</i>	Maxillaire gauche avec M2-M3	Hypo
NHMW	Mar0399	<i>Chilotherium persiae</i>	Maxillaire droit avec D1-D4	Hypo
NHMW	Mar2307-08	<i>Chilotherium persiae</i>	Maxillaire gauche avec P3-M1	Hypo
NHMB	Mgh2	<i>Chilotherium persiae</i>	Maxillaire droit avec P2-M2	DMTA, Hypo
NHMW	Mar2175	<i>Iranotherium morgani</i>	P3 gauche	Hypo
NHMW	Mar2208	<i>Iranotherium morgani</i>	D1 gauche	Hypo
NHMW	Mar2209	<i>Iranotherium morgani</i>	Hémi-mandibule gauche avec d1-d4	Hypo
NHMW	Mar2210	<i>Iranotherium morgani</i>	Hémi-mandibule droite avec d1-d4	Hypo
NHMW	Mar2215	<i>Iranotherium morgani</i>	D1 gauche	Hypo
NHMW	Mar2217	<i>Iranotherium morgani</i>	D1 droite	Hypo
NHMW	Mar2224	<i>Iranotherium morgani</i>	d2 droite	Hypo
NHMW	Mar2227	<i>Iranotherium morgani</i>	Hémi-mandibule gauche avec m2-m3	Hypo
NHMW	2014/0425/0001 Mar0392	<i>Iranotherium morgani</i>	Maxillaire gauche avec M1-M3	Hypo
NHMW	Mar2345	<i>Persiatherium rodleri</i>	P2 gauche	Hypo
NHMW	2014/0426/0001 Mar2126	<i>Persiatherium rodleri</i>	Crâne avec P2-P3, D4, M1-M2 gauches et droites + D1 gauche	Hypo

Ravin des Zouaves-5 (MN11 ; Grèce)

Lieu de stockage	Numéro d'inventaire	Espèce	Nature du spécimen	Méthodes utilisées
AUTh	RZO?	<i>Ceratotherium neumayri</i>	Crâne avec P2-M1 gauches et P2-P4 droites	Hypo
AUTh	RZO?	<i>Ceratotherium neumayri</i>	Mandibule avec p2-m2 gauches et droites	DMTA, Hypo
AUTh	RZO26	<i>Ceratotherium neumayri</i>	Crâne avec P2-M3 gauches et droites	DMTA, Hypo

Kocherinovo (MN11 ; Bulgarie)

Lieu de stockage	Numéro d'inventaire	Espèce	Nature du spécimen	Méthodes utilisées
NMNHS	KCH3-FM2959	<i>Acerorhinus</i> sp.	Mandibule avec m1-m3 gauches et droites	DMTA, Hypo

Kalimantsi (MN11-12 ; Bulgarie)

Lieu de stockage	Numéro d'inventaire	Espèce	Nature du spécimen	Méthodes utilisées
NMNHA	K-1050	<i>Acerorhinus</i> sp.	P3 gauche	Hypo
NMNHA	K595 / K694	<i>Acerorhinus</i> sp.	D1 gauche Crâne avec P2-M3 gauches et droites	DMTA, Hypo
NMNHA	K600	<i>Acerorhinus</i> sp.	Maxillaire gauche avec M2-M3	DMTA, Hypo
NMNHA	K608	<i>Acerorhinus</i> sp.	Mandibule avec p3-m3 gauches et p2-m3 droites	DMTA, Hypo
NMNHA	K609	<i>Acerorhinus</i> sp.	Hémi-mandibule gauche avec d3-m1	Hypo
NMNHA	K610	<i>Acerorhinus</i> sp.	Hémi-mandibule droite avec d4-m1	Hypo
NMNHA	K697	<i>Acerorhinus</i> sp.	Maxillaire gauche avec D2-D4	Hypo
NMNHA	K699 / K700	<i>Acerorhinus</i> sp.	Maxillaire gauche avec P3-P4	Hypo
NMNHA	K701	<i>Acerorhinus</i> sp.	M3 gauche	DMTA, Hypo
NMNHA	K702	<i>Acerorhinus</i> sp.	P3 droite	Hypo
NMNHA	K593	<i>Ceratotherium neumayri</i>	Crâne avec D1-D4 gauches et droites	Hypo
NMNHA	K594	<i>Ceratotherium neumayri</i>		DMTA, Hypo
NMNHA	K603	<i>Ceratotherium neumayri</i>	Maxillaire droit avec D1-D3	Hypo
NMNHA	K604	<i>Ceratotherium neumayri</i>	Maxillaire droit avec D2-D4	Hypo
NMNHA	K688 / K689	<i>Ceratotherium neumayri</i>	Maxillaire gauche avec D3-D4	Hypo
NMNHA	K690	<i>Ceratotherium neumayri</i>	D4 droite	Hypo
NMNHA	K692	<i>Ceratotherium neumayri</i>	m1 gauche	Hypo
NMNHA	K695	<i>Ceratotherium neumayri</i>	P2 gauche	Hypo
NMNHA	K696	<i>Ceratotherium neumayri</i>	P2 droite	Hypo
NMNHA	K703	<i>Ceratotherium neumayri</i>	P3 gauche	Hypo

Hadjidimovo (limite MN11-MN12 ; Bulgarie)

Lieu de stockage	Numéro d'inventaire	Espèce	Nature du spécimen	Méthodes utilisées
NMNHA	HD597	<i>Dihoplus pikermiensis</i>	Crâne avec D1-D4 gauches et droites	Hypo
NMNHA	HD598	<i>Dihoplus pikermiensis</i>	Crâne avec P2-M3 gauches et droites	DMTA, Hypo
NMNHA	HD605	<i>Dihoplus pikermiensis</i>	Maxillaire droit avec P3-M3	DMTA, Hypo
NMNHA	HD606	<i>Dihoplus pikermiensis</i>	Maxillaire gauche avec M1-M3	DMTA, Hypo
NMNHA	HD607	<i>Dihoplus pikermiensis</i>	Maxillaire gauche avec D1-D4	Hypo
NMNHA	HD615	<i>Dihoplus pikermiensis</i>	Mandibule avec p2-m3 gauches et droites	DMTA, Hypo
NMNHA	HD616	<i>Dihoplus pikermiensis</i>	Mandibule avec d1-d4 gauches et droites	Hypo
NMNHA	HD617	<i>Dihoplus pikermiensis</i>	Hémi-mandibule gauche avec d1-d4	Hypo
NMNHA	HD618	<i>Dihoplus pikermiensis</i>	Hémi-mandibule droite avec d3-d4	Hypo
NMNHA	HD671	<i>Dihoplus pikermiensis</i>	P4 gauche	Hypo
NMNHA	HD672	<i>Dihoplus pikermiensis</i>	P2 gauche	Hypo
NMNHA	HD673	<i>Dihoplus pikermiensis</i>	P2 droite	Hypo
NMNHA	HD674	<i>Dihoplus pikermiensis</i>	P3 gauche	Hypo
NMNHA	HD676	<i>Dihoplus pikermiensis</i>	D1 droite	Hypo
NMNHA	HD677	<i>Dihoplus pikermiensis</i>	D1 droite	Hypo
NMNHA	HD678	<i>Dihoplus pikermiensis</i>	D2 gauche	Hypo
NMNHA	HD1054	<i>Dihoplus pikermiensis</i>	D2 gauche	Hypo

Slatino (Turolien ; Bulgarie)

Lieu de stockage	Numéro d'inventaire	Espèce	Nature du spécimen	Méthodes utilisées
NMNHS	Slatino-2 sans numéro	<i>Dihoplus cf. schleiermachersi</i>	Maxillaire droit avec P2-M2	Hypo
NMNHS	Slatino-1 sans numéro	<i>Acerorhinus</i> sp.	Maxillaire droit D1, P2-P3	Hypo

Gorna Sushitsa (MN11-12; Bulgarie)

Lieu de stockage	Numéro d'inventaire	Espèce	Nature du spécimen	Méthodes utilisées
NMNHS	GS7-FM3142	<i>Acerorhinus</i> sp.	Crâne avec P2-M3 gauches et droites	DMTA, Hypo
NMNHS	GS8-2837	<i>Ceratotherium neumayri</i>	Crâne avec D3-M1 gauches et M1 droite	Hypo
NMNHS	GS8-2912	<i>Ceratotherium neumayri</i>	Maxillaire droit avec D1-D3	Hypo

Strumyani-2 (MN11-12; Bulgarie)

Lieu de stockage	Numéro d'inventaire	Espèce	Nature du spécimen	Méthodes utilisées
NMNHS	FM2468	<i>Ceratotherium neumayri</i>	Mandibule avec p2-m3 gauches et droites	DMTA, Hypo
NMNHS	FM2800	<i>Ceratotherium neumayri</i>	Mandibule p2-m3 gauches et p3-m2	DMTA, Hypo
NMNHS	FM-2469	<i>Dihoplus pikermiensis</i>	Maxillaire droit avec P3-M3	Hypo
NMNHS	FM-2470	<i>Dihoplus pikermiensis</i>	Mandibule avec p3-m3 gauches et p2-m3 droites	Hypo

Samos (MN11-13; Grèce)

Lieu de stockage	Numéro d'inventaire	Espèce	Nature du spécimen	Méthodes utilisées
NHMW	1911/0005/0040	<i>Ceratotherium neumayri</i>	Hémi-mandibule droite avec d1-d4	Hypo
NHMW	1911/0005/0043	<i>Ceratotherium neumayri</i>	Hémi-mandibule droite avec d2-d4	Hypo
NHMW	1911/0005/0044	<i>Ceratotherium neumayri</i>	Mandibule avec d1-d4, m1 gauches et droites	Hypo
NHMW	1911/0005/0045	<i>Ceratotherium neumayri</i>	Crâne avec D1-D4, M1-M2 gauches et D1-D4, M1 droites	Hypo
NHMW	1911/0005/0439	<i>Ceratotherium neumayri</i>	Mandibule avec d1-d4, m1 gauches et d2-d4, m1 droites	Hypo
NHMB	SAM1	<i>Ceratotherium neumayri</i>	Crâne avec P2-M3 gauches et droites	DMTA, Hypo
NHMW	1911-0005-0033	<i>Chilotherium schlosseri</i>	Mandibule avec p2-p3, d4, m1-m2 gauches et p3, d4, m1-m2 droites	DMTA, Hypo
NHMW	1911/0005/0030	<i>Dihoplus pikermiensis</i>	Crâne avec D1-D4 gauches et droites	Hypo
NHMW	1911/0005/0041	<i>Dihoplus pikermiensis</i>	Crâne avec D1-D4 gauches et droites	Hypo

Pikermi (MN11-13; Grèce)

Lieu de stockage	Numéro d'inventaire	Espèce	Nature du spécimen	Méthodes utilisées
NHMW	1854/0003/0008	<i>Ceratotherium neumayri</i>	d2 gauche	Hypo
NHMW	1854/0003/0009	<i>Ceratotherium neumayri</i>	d3 droite	Hypo
NHMW	1854/0003/0010a	<i>Ceratotherium neumayri</i>	D3 gauche	Hypo
NHMW	1853/0003/0010b	<i>Ceratotherium neumayri</i>	M3 gauche	DMTA, Hypo
NHMW	1854/0003/0010c	<i>Ceratotherium neumayri</i>	d3 gauche	Hypo
NHMW	1863/0001/0018	<i>Dihoplus pikermiensis</i>	Crâne avec D1-D4, M1 gauches et droites	Hypo
NHMW	1863/0001/0019	<i>Dihoplus pikermiensis</i>	M2 gauche	DMTA, Hypo
NHMW	1860/0032/0059	<i>Dihoplus pikermiensis</i>	Hémi-mandibule gauche avec d3-d4	Hypo
NHMW	1973/1613/11	<i>Dihoplus pikermiensis</i>	Crâne avec D1-D4 gauches et droites	Hypo

SPECIMENS ACTUELS

Lieu de stockage	Numéro d'inventaire	Espèce	Nature du spécimen	Méthodes utilisées
MNHN	1928-310	<i>Ceratotherium simum</i>	Crâne avec P2-M3 gauches et droites Mandibule avec p2-m3 gauches et droites	DMTA, Hypo
MNHN	1944-278	<i>Ceratotherium simum</i>	Crâne avec P2-M3 gauches et M1-M3 droites Mandibule avec p2-m3 gauches et p3-m3 droites	Hypo
MNHN	1983-955	<i>Ceratotherium simum</i>	Crâne avec D2, P3-M3 gauches et droites	DMTA, Hypo
MNHN	2017-1202	<i>Ceratotherium simum</i>	Crâne avec P2-M3 gauches et droites Mandibule avec m2-m3 gauches et droites	DMTA
MNHN	A2274	<i>Ceratotherium simum</i>	Crâne avec D1-D4 gauches et droites Mandibule avec d1-d4 gauches et droites	Hypo
MRAC	3880	<i>Ceratotherium simum</i>	Crâne avec P3-M3 gauches et P2-M3 droites Mandibule avec p2-m3 gauches et droites	DMTA
MRAC	3881	<i>Ceratotherium simum</i>	Crâne avec M2-M3 gauches et P4-M3 droites Mandibule avec p3-m3 gauches et droites	DMTA
MRAC	5919	<i>Ceratotherium simum</i>	Crâne avec P2-M3 gauches et M2-M3 droites Mandibule avec p3-m3 gauches et droites	DMTA
MRAC	5920	<i>Ceratotherium simum</i>	Mandibule avec p3-m3 gauches et p2-m3 droites	DMTA
MRAC	5921	<i>Ceratotherium simum</i>	Crâne avec D2-D3, M1-M2 gauches et D2-D4, M1-M2 droites Mandibule avec d2-d4, m1-m2 gauches et droites	DMTA
MRAC	5923	<i>Ceratotherium simum</i>	Crâne avec D2-D4, M1-M3 gauches et droites Mandibule avec d3-d4, m1-m2 gauches et droites	DMTA
MRAC	5925	<i>Ceratotherium simum</i>	Crâne avec P2-M3 gauches et droites Mandibule avec p2-m3 gauches et droites	DMTA
MRAC	5926	<i>Ceratotherium simum</i>	Crâne avec P2-M2 gauches et droites + D1 gauche Mandibule avec p2-m3 gauches et droites	DMTA
MRAC	8655	<i>Ceratotherium simum</i>	Crâne avec M2-M3 gauches et P4-M3 droites Mandibule avec p4-m3 gauches et m1-m3 droites	DMTA
MRAC	8656	<i>Ceratotherium simum</i>	Crâne avec P3, D4, M1-M2 gauches et droites Mandibule avec p2, d3-d4, m1-m2 gauches et droites	DMTA
MRAC	36511	<i>Ceratotherium simum</i>	Crâne avec P3-M3 gauches et P2-M3 droites Mandibule avec p3-m3 gauches et droites	DMTA

MRAC	36512	<i>Ceratotherium simum</i>	Crâne avec fragments dentaires Mandibule avec p3-m3 gauches et droites	DMTA
NHMB	5093	<i>Ceratotherium simum</i>	Crâne avec M2-M3 Mandibule avec m2-m3	Hypo
NHMB	C150	<i>Ceratotherium simum</i>	Crâne avec P2-M3 gauches et P3-M3 droites Mandibule avec p2-m3 gauches et droites	Hypo
NHMB	C151	<i>Ceratotherium simum</i>	Crâne avec D2-D4, M1-M2 gauches et droites Mandibule avec d2-d4, m1-m2 gauches et droites	Hypo
NHMW	3086	<i>Ceratotherium simum</i>	Crâne avec P2-P3, M1-M2 gauches et droites + D1 droite Mandibule avec p2-m3 gauches et droites	DMTA, Hypo
NHMW	4281	<i>Ceratotherium simum</i>	Crâne avec P2-M3 gauches et P2-P3, M1-M3 droites	DMTA
NHMW	21030	<i>Ceratotherium simum</i>	Crâne avec D1-D4, M1 gauches et droites Mandibule avec d1-d4, m1 gauches et droites	Hypo
MCL	5000-2042	<i>Dicerorhinus sumatrensis</i>	Crâne avec P2-M2 gauches et P2, M1-M2 droites Mandibule avec p2-m3 gauches et droites	DMTA
NHMB	10529	<i>Dicerorhinus sumatrensis</i>	Maxillaire droit avec P2-M3 Hémi-mandibule droite avec p2-m3	Hypo
NHMW	1500	<i>Dicerorhinus sumatrensis</i>	Crâne avec D1, P3-M3 gauches et P2-M3 droites Mandibule avec p2-m3 gauches et p2-m2 droites	Hypo
NHMW	3082	<i>Dicerorhinus sumatrensis</i>	Crâne avec D1, P2-M3 gauches et droites Mandibule avec p2-m3 gauches et droites + d1 droite	Hypo
NHMW	4294	<i>Dicerorhinus sumatrensis</i>	Crâne avec D1-D4, M1-M3 gauches et D1-D2, P3, D4, M1-M3 droites Mandibule avec p2-p3, d4, m1-m3 gauches et droites + d1 droite	Hypo
NHMW	7529	<i>Dicerorhinus sumatrensis</i>	Crâne avec P2-M3 gauche et P2, P4-M3 droites Mandibule avec p2-m3 gauches et droites	Hypo
UMZC	H6381	<i>Dicerorhinus sumatrensis</i>	Crâne avec D1-D4, M1-M2 gauches et droites Mandibule avec d1-d4, m1 gauches et droites	DMTA
UMZC	H6384	<i>Dicerorhinus sumatrensis</i>	Crâne avec M2-M3 gauches et droites Mandibule avec p3-m3 gauches et p4-m3 droites	DMTA
UMZC	H6385	<i>Dicerorhinus sumatrensis</i>	Maxillaire droit avec P2-M3 Hémi-mandibule droite avec p2-m3	DMTA
MCL	5000-2040	<i>Diceros bicornis</i>	Crâne avec P2-M3 gauches et droites Mandibule avec p2-m3 gauches et droites	DMTA
MCL	5000-2044	<i>Diceros bicornis</i>	Crâne avec P2-M2 gauches et droites Mandibule avec p2-m3 gauches et droites	DMTA
MCL	5000-2045	<i>Diceros bicornis</i>	Crâne avec P2-M3 gauches et droites	DMTA
MCL	5000-2046	<i>Diceros bicornis</i>	Crâne avec P2-M3 gauches et droites	DMTA
MCL	5000-2047	<i>Diceros bicornis</i>	Crâne avec M2 gauche et M1-M3 droites Mandibule avec p2-m3 gauches et droites	DMTA
MHNT	OST.1996-154	<i>Diceros bicornis</i>	Crâne avec P2-M3 gauches et droites + D1 gauche Mandibule avec p3-m3 gauches et p2-m3 droites	Hypo
MNHN	1931-581	<i>Diceros bicornis</i>	Crâne avec P2-M3 gauches et droites	DMTA, Hypo
MNHN	1931-581 bis	<i>Diceros bicornis</i>	Mandibule avec d1-d4, m1 gauches et droites	Hypo
MNHN	1961-195	<i>Diceros bicornis</i>	Crâne avec D1, P2-M3 gauches et droites Mandibule avec p2-m3 gauches et droites	Hypo

MNHN	1965-1127	<i>Diceros bicornis</i>	Crâne sans dents Mandibule avec p3-m3 gauches et droites	DMTA
MNHN	1965-1128	<i>Diceros bicornis</i>	Crâne avec D1, P2-M3 gauches et droites Mandibule avec p2-m3 gauches et droites	DMTA, Hypo
MNHN	1965-1129	<i>Diceros bicornis</i>	Crâne avec M3 gauches et droites	DMTA
MNHN	1974-124	<i>Diceros bicornis</i>	Crâne avec D1, P2-M3 gauches et droites Mandibule avec d1, p2-m3 gauches et droites	Hypo
MNHN	1985-158	<i>Diceros bicornis</i>	Mandibule avec p4-m3 gauches et p3-m3 droites	DMTA, Hypo
MNHN	1985-242	<i>Diceros bicornis</i>	Mandibule avec d1-d4, m1 gauches et droites	Hypo
MNHN	1996-2520	<i>Diceros bicornis</i>	Crâne avec D1, P2-M3 gauches et droites Mandibule avec p2-m3 gauches et droites	DMTA, Hypo
MNHN	2001-2116	<i>Diceros bicornis</i>	Crâne avec P2-M3 gauches et droites + D1 gauche Mandibule avec p2-m3 gauches et droites	DMTA, Hypo
MRAC	829	<i>Diceros bicornis</i>	Crâne avec P2-M3 gauches et droites + D1 gauche	DMTA
MRAC	7349	<i>Diceros bicornis</i>	Crâne avec D1, P2-M3 gauches et droites Mandibule avec p4-m3 gauches et d1, p2-m3 droites	DMTA, Hypo
MRAC	7987	<i>Diceros bicornis</i>	Crâne avec P2-M3 gauches et droites Mandibule avec p2-m3 gauches et droites	DMTA, Hypo
NHMB	10594	<i>Diceros bicornis</i>	Crâne avec D1, P2-M3 gauches et droites	Hypo
NHMB	C149	<i>Diceros bicornis</i>	Crâne avec P2-M3 gauches et P3-M3 droites Mandibule avec p2-m3 gauches et droites	Hypo
NHMB	nN082	<i>Diceros bicornis</i>	Crâne avec P2-M3 gauches et droites Mandibule avec p2-m3 gauches et droites	Hypo
NHMW	4279	<i>Diceros bicornis</i>	Crâne avec P2-M3 gauches et droites Mandibule avec p2-m3 gauches et droites	DMTA, Hypo
NHMW	4280	<i>Diceros bicornis</i>	Crâne avec D1, P2-M3 gauches et droites Mandibule avec p2-m3 gauches et droites	DMTA, Hypo
NHMW	4291	<i>Diceros bicornis</i>	Crâne avec D1, P2-M3 gauches et droites Mandibule avec p2-m3 gauches et droites	DMTA, Hypo
NHMW	4292	<i>Diceros bicornis</i>	Crâne avec D1, P2-P3, D4, M1-M3 gauches et D1, P2-M3 droites Mandibule avec d1, p2-m3 gauches et droites	DMTA, Hypo
NHMW	55210	<i>Diceros bicornis</i>	Crâne avec P2-M3 gauches et droites + D1 gauche Mandibule avec p2-m3 gauches et droites	Hypo
UMZC	H6201	<i>Diceros bicornis</i>	M1-M2 droites	DMTA
UMZC	H6483	<i>Diceros bicornis</i>	Crâne avec D1-D4, M1-M2 gauches et droites Mandibule avec d1-d4, m1-m2 gauches et droites	DMTA
MCL	5000-2041	<i>Rhinoceros sondaicus</i>	Crâne avec P2-M3 gauches et droites Mandibule avec p2-m3 gauches et droites	DMTA
MCL	5000-2043	<i>Rhinoceros sondaicus</i>	Crâne avec P2-M3 gauches et droites Mandibule avec p2-m3 gauches et droites	DMTA
MHNT	OST.1996-50	<i>Rhinoceros sondaicus</i>	Crâne avec P2-M3 gauches et droites Mandibule avec p2-m3 gauches et droites	Hypo
MNHN	1896-2003	<i>Rhinoceros sondaicus</i>	Crâne avec D1, P2-M3 gauches et droites Mandibule avec p2-m3 gauches et droites	DMTA, Hypo
MNHN	1932-42	<i>Rhinoceros sondaicus</i>	Crâne avec D1, P2-M3 gauches et droites Mandibule avec d1, p2-m3 gauches et droites	DMTA, Hypo
MNHN	1932-48	<i>Rhinoceros sondaicus</i>	Crâne avec P2-M3 gauches et P2-P3, M3 droites	DMTA, Hypo
MNHN	1985-159	<i>Rhinoceros sondaicus</i>	Crâne avec D1, P2-P3, M3 gauches et D1, P2-M1, M3 droites Mandibule avec p2-m3 gauches et droites	DMTA, Hypo

MNHN	1985-160	<i>Rhinoceros sondaicus</i>	Crâne avec D1, P2-M3 gauches et D1, P2-P3, M1-M3 droites Mandibule avec p2-m3 gauches et droites	Hypo
MNHN	A2277	<i>Rhinoceros sondaicus</i>	Crâne avec D1, P2-M3 gauches et droites Mandibule avec p2-m3 gauches et droites	DMTA, Hypo
MNHN	A7970	<i>Rhinoceros sondaicus</i>	Crâne avec P2, M1-M3 gauches et P3 droite Mandibule avec p3-m3 gauches et p2-m3 droites	DMTA, Hypo
MNHN	A7971	<i>Rhinoceros sondaicus</i>	Mandibule avec p2-m3 gauches et droites	DMTA, Hypo
MRAC	5591	<i>Rhinoceros sondaicus</i>	Crâne avec D1, P2-P3, D4, M1 gauches et D1, P2-P3, D4, M1-M2 droites Mandibule avec p3, d4, m1-m2 gauches et droites	DMTA
NHMB	1268	<i>Rhinoceros sondaicus</i>	Crâne avec D1-D4, M1 gauches et droites Mandibule avec d2-d4, m1 gauches et droites	Hypo
NHMB	10885	<i>Rhinoceros sondaicus</i>	Crâne avec P2-M3 gauches et droites Mandibule avec p4-m3 gauches et p3-m3 droites	DMTA
NHMB	C2775	<i>Rhinoceros sondaicus</i>	Crâne avec D1-D4, M1-M2 gauches et droites Mandibule d1-d4, m1-m2 gauches et droites	Hypo
NHMW	4296	<i>Rhinoceros sondaicus</i>	Crâne avec D1, P2-M3 gauches et D1, P2-M3, D4, M1-M3 droites Mandibule avec p2-m3 gauches et droites	DMTA, Hypo
NHMW	7066	<i>Rhinoceros sondaicus</i>	Crâne avec D1, P2-M3 gauches et droites Mandibule avec p2-m3 gauches et droites	DMTA, Hypo
UM	428N	<i>Rhinoceros sondaicus</i>	Crâne avec D1, P2-M3 gauches et droites Mandibule avec p2-m3 gauches et droites	DMTA, Hypo
UM	785V	<i>Rhinoceros sondaicus</i>	Crâne avec D1, P2-M3 gauches et droites Mandibule avec p2-m3 gauches et droites	DMTA, Hypo
MNHN	1932-49	<i>Rhinoceros unicornis</i>	Crâne avec D1, P2-P3, D4, M1-M3 gauches et droites Mandibule avec d2, p3-m3 gauches gauche et d2, p3, d4, m1-m3 droites	DMTA, Hypo
MNHN	1933-316	<i>Rhinoceros unicornis</i>	Mandibule avec p2-m3 gauches et droites	Hypo
MNHN	1967-101	<i>Rhinoceros unicornis</i>	Crâne avec P2-M3 gauches et droites Mandibule avec p2-m3 gauches et droites	Hypo
MNHN	1985-161	<i>Rhinoceros unicornis</i>	Crâne avec D1-D4 gauches et droites Mandibule avec d1-d4, m1 gauches et droites	Hypo
MNHN	2009-400	<i>Rhinoceros unicornis</i>	Crâne avec D1, P2, P4-M3 gauches et D1, P2-M3 droites Mandibules avec p2-m3 gauches et droites	DMTA, Hypo
MNHN	A10866	<i>Rhinoceros unicornis</i>	Hémi-mandibule droite avec d2, p3, d4, m1-m3	DMTA, Hypo
NHMB	7351	<i>Rhinoceros unicornis</i>	Crâne avec D1, P2-M3 gauches et droites Mandibule avec p2-m3 gauches et droites	DMTA
NHMB	11098	<i>Rhinoceros unicornis</i>	Crâne avec D1-D4, M1 gauches et droites Mandibule avec d1-d4, m1 gauches et droites	Hypo
NHMB	C1798	<i>Rhinoceros unicornis</i>	Crâne avec P4-M3 gauches et M1-M3 droites Mandibule avec p2-m3 gauches et droites	Hypo
NHMB	nN007	<i>Rhinoceros unicornis</i>	Crâne avec D1, P2-M3 gauches et droites Mandibule avec p2-m3 gauches et droites	Hypo
NHMB	nN009	<i>Rhinoceros unicornis</i>	Crâne avec D1, P2-M3 gauches et droites Mandibule avec p2-m3 gauches et droites	Hypo
NHMW	37591	<i>Rhinoceros unicornis</i>	?	DMTA
UMZC	H6301	<i>Rhinoceros unicornis</i>	Crâne avec D1, P2-P3, D4, M1-M2 gauches et droites Mandibule avec p2-p3, d4, m1-m2 gauches et droites	DMTA

1
2
3
4
5
6
7
8
9
10
11
12
13
14
15
16
17
18
19
20
21
22
23
24
25
26
27
28
29
30
31
32
33
34
35
36
37
38
39
40
41
42
43
44
45
46
47
48
49
50
51
52
53
54
55
56
57
58
59
60

For Peer Review Only

Sum up GLMM – Balkans

Example of R code for GLMM applied to response variable Anisotropy Gaussian law; Adapted from Aman et al., 2019

```

11 #Import dataset
12 setwd("C:/Users/manon.hullot/Desktop/Thèse 2020/Articles/En cours/Balkans/Bases/Microwear")
13 Balkans <- read.table("Balkans.txt",sep="\t",dec='.',header=T)
14
15 #Load required packages
16 library(lme4)
17 library(ggplot2)
18 library(car)
19 library(MASS)
20
21 #Force numerical factors to be analysed as categorical variables, change levels
22 Balkans$Tooth <- factor(Balkans$Tooth,levels = c("M2","M1","M3"))
23 Balkans$Cusp <- factor(Balkans$Cusp, levels = c("Protoconid","Protocone","Hypoconid"))
24 Balkans$Genus <- factor(Balkans$Genus,levels =
25 c("Ceratherium","Chilotherium","Dihoplus","Acerorhinus"))
26 Balkans$Locality <- factor(Balkans$Locality,levels = c("Maragheh","Samos","Pentalophos-
27 1","Kalimantsi","Hadjidimovo","OtherB","OtherG"))
28 #Balkans$Locality <- factor(Balkans$Locality,levels =
29 c("Maragheh","Pikermi","Samos","Xirochori","Pentalophos-
30 1","Kalimantsi","Hadjidimovo","Kocherinovo","Ravins des Zouaves-5","Gorna Sushitsa","Strumyani-
31 2"))
32
33 #Define family distribution, random effects
34 Mod1 <- lmer(Anisotropy~(1|Specimen) + Genus + Age,data=Balkans, REML = F)
35 summary(Mod1)
36
37 (nPar <- extractAIC(Mod1)[1]) # number of parameters
38 (aic <- extractAIC(Mod1)[2]) #AIC
39 (R2 <- 1-((sum((Balkans$Anisotropy-fitted(Mod1))^2))/sum((Balkans$Anisotropy-
40 mean(Balkans$Anisotropy))^2)))
41 (D <- -2*as.numeric(logLik(Mod1))) # deviance
42 (disp <- D/df.residual(Mod1))
43
44 # get row ids for each species
45 (species.nms <- unique(Balkans$Genus))
46 nSpecies <- length(species.nms)
47 species.ids <- sapply(species.nms, function(x) as.numeric(rownames(subset(Balkans,Genus==x))))
48 names(species.ids) <- species.nms
49
50 nFolds <- 5 # number of folds
51 oos.list <- vector('list',nFolds) # list to hold row indices for out-of-sample sets
52 for (i in 1:nFolds) oos.list[[i]] <- vector('list',nSpecies)
53 for (i in 1:nSpecies) {
54   oos.ind <- species.ids[[i]]
55   starting.n <- length(oos.ind)
56   mylist <- vector('list',nFolds)
57   for (j in 1:nFolds) {
58     if (j < nFolds) {
59       set.seed(i*1000+(j))

```

```

1
2
3     fold.sample <- sample(1:length(oos.inds),round(((1/nFolds)*starting.n)),replace=F)
4     oos.list[[j]][[i]] <- oos.inds[fold.sample]
5     oos.inds <- oos.inds[-fold.sample]
6   } else {
7     oos.list[[j]][[i]] <- oos.inds
8   }
9 }
10 }
11 oos <- lapply(oos.list, unlist)
12 sum(duplicated(unlist(oos))) # no duplicated row ids, which is what we want
13 training <- lapply(oos, function(x) Balkans[-x,]) # list of training data frames
14 test <- lapply(oos, function(x) Balkans[x,]) # list of test data frames
15 sapply(training, dim); sapply(test, dim) # dimensions OK
16
17
18 #Function to run full model, and perfrom cross-validation, for all models in the candidate set, for any
19 response variable
20 fit.func <- function(models, response) {
21
22   # set up data frame for storing results
23   res <-
24   data.frame(model=character(),nPar=numeric(),D=numeric(),aic=numeric(),bic=numeric(),R2=numeric()
25   ,cv.R2=numeric())
26   fits <- vector('list',length(models))
27
28   for (i in 1:length(models)) {
29
30     model <- models[i]
31     model.formula <- paste(response,model,sep=' ~ ')
32     fit <- lmer(model.formula, data=Balkans, REML = F) # fit to full dataset
33     nPar <- extractAIC(fit)[1] # number of parameters
34     D <- -2*as.numeric(logLik(fit)) # deviance
35     aic <- extractAIC(fit)[2]
36     bic <- D + nPar*(log(nrow(Balkans)))
37     R2 <- 1-((sum((Balkans[,response]-fitted(fit))^2))/sum((Balkans[,response]-
38     mean(Balkans[,response]))^2))
39
40     # cross.validation
41     R2.vec <- rep(NA, nFolds) # storage vector for cross-validation R2 for each fold
42     for (j in 1:nFolds) {
43       fold.Balkans <- training[[j]]
44       test.Balkans <- test[[j]]
45       fold.fit <- lmer(model.formula, data=fold.Balkans, REML = F) # fit to full dataset
46       fold.preds <- predict(fold.fit,newdata=test.Balkans,re.form=NA)
47       fold.R2 <- 1-((sum((test.Balkans[,response]-fold.preds)^2))/sum((test.Balkans[,response]-
48       mean(test.Balkans[,response]))^2))
49       R2.vec[j] <- fold.R2
50     }
51     cv.R2 <- mean(R2.vec)
52
53     # store results
54     res <- rbind(res,data.frame(model=model,nPar=nPar,D=D,aic=aic,bic=bic,R2=R2,cv.R2=cv.R2))
55     fits[[i]] <- fit
56
57     print(paste('Model',i,'is done'))
58
59   }
60
61 # sort by aic

```

```

1
2
3     res <- res[order(res$aic),]
4
5     ## calculate dAIC and wAIC
6     res$d.aic <- res$aic-res$aic[1]
7     exp.d.aic <- exp(-res$d.aic/2)
8     res$w.aic <- exp.d.aic/sum(exp.d.aic)
9     res <- res[,c("model", "nPar", "D", "aic", "d.aic", "w.aic", "bic", "R2", "cv.R2")]
10
11     # name model list
12     names(fits) <- models
13
14     ## combine into list and return
15     return(list(res=res,fits=fits))
16 }
17
18
19 # create a candidate model set - adjust this as necessary
20 models<-c('(1|Specimen)',
21           'Genus + (1|Specimen)',
22           'Genus + (1|Specimen) + Locality',
23           'Genus + (1|Specimen) + Province',
24           'Genus + (1|Specimen) + Age',
25           'Genus + (1|Specimen) + Tooth',
26           'Genus + (1|Specimen) + Position',
27           'Genus + (1|Specimen) + Side',
28           'Genus + (1|Specimen) + Cusp',
29           'Genus + (1|Specimen) + Facet')
30
31 # run function
32 res <- fit.func(models=models, response='Anisotropy')
33
34 ## model selection table
35 res$res
36
37 ##### refine model list above until final model selected
38
39 #Look at results for the top one
40 summary(res$fits$'Facet * Tooth + Position + Genus + (1|Specimen)')
41
42 #Test for overdispersion
43 (D <- -2*as.numeric(logLik(res$fits$'Facet * Tooth + Position + Genus + (1|Specimen)')) # deviance
44 (disp <- D/df.residual(res$fits$'Facet * Tooth + Position + Genus + (1|Specimen)')) #overdispersion if
45 disp >1
46
47
48 #Over dispersion correction if needed
49 Mod1 <- lmer(Complexity~(1|Specimen) + Facet + Side,data=Balkans, REML = F)
50 cc <- coef(summary(Mod1))
51
52 #Function to estimate over dispersion (over dispersion if p-value < 0.05)
53 overdisp_fun <- function(model) {
54   rdf <- df.residual(model)
55   rp <- residuals(model,type="pearson")
56   Pearson.chisq <- sum(rp^2)
57   prat <- Pearson.chisq/rdf
58   pval <- pchisq(Pearson.chisq, df=rdf, lower.tail=FALSE)
59   c(chisq=Pearson.chisq,ratio=prat,rdf=rdf,p=pval)
60 }

```

```
1
2
3
4 phi <- overdisp_fun(Mod1)["ratio"]
5 cc <-within(as.data.frame(cc),
6   { `Std. Error` <- `Std. Error`*sqrt(phi)
7     `z value` <- Estimate/`Std. Error`
8     `Pr(>|z|)` <- 2*pnorm(abs(`z value`), lower.tail=FALSE)
9   })
10 printCoefmat(cc,digits=3)
11
12
13 Mod1 <- lmer(Anisotropy ~ Facet * Tooth + Position + Genus + (1|Specimen),data=Balkans)
14 summary(Mod1)
15
16 #Pairwise comparison for Species, Tooth, Locality
17 library(multcomp)
18 mc_tukey <- glht(Mod1, linfct=mcp(Tooth="Tukey"))
19 summary(mc_tukey) ## ## Simultaneous Tests for General Linear Hypotheses ## ## Multiple
20 Comparisons of Means: Tukey Contrasts ## ##
21
22
23
24
25
26
27
28
29
30
31
32
33
34
35
36
37
38
39
40
41
42
43
44
45
46
47
48
49
50
51
52
53
54
55
56
57
58
59
60
```

Microwear

Concerning microwear, we conducted generalized linear mixed models (GLMMs) for five response variables, corresponding to the classic DMTA parameters: Anisotropy (epLsar), Complexity (Asfc), FTfv (fine textural fill-volume), HASfc9 and HASfc81 (heterogeneities of the complexity).

Models were built using a modified version of the script from Arman et al. (2019). We selected Gaussian family to study our response variables. Model construction followed a bottom-up approach as described in the main text, and model selection is based on the lowest AIC score (Akaike's Information Criterion). This resulted in 158 models (103 with genus forced in the models) were compared across the five response variables (see electronic supplementary material, S4).

Law used = Gaussian

- Variables tested: Anisotropy (epLsar), Complexity (Asfc), Heterogeneities of complexity (HASfc9, HASfc81), and Fine Textural fill-volume (FTfv)
- Factors: 1|Specimen (random effect), Genus, Locality, Province (West/East), Age (Vallesian vs Turolian), Tooth, Position (Upper/Lower), Side (Left/Right), Facet

References for factors:

- Genus = *Ceratotherium* because present in most localities and potentially grazing preferences
- Locality = Maragheh (most abundant)
- Country = East, province of Maragheh
- Age = MN11-13
- Tooth = M2

Anisotropy

No over-dispersion

Formula: Facet * Tooth + Position + Genus + (1|Specimen)

df = 58; $\alpha = 0.05 \rightarrow$ t-value threshold ± 1.684

	Estimate	Std. Error	t value
(Intercept)	0.0024741	0.0004605	5.373
FacetShearing	0.0008416	0.0003933	2.140
ToothM1	0.0016762	0.0005982	2.802
ToothM3	-0.0016643	0.0007432	-2.239
PositionUpper	0.0016467	0.0005148	3.199
GenusChilotherium	-0.0005264	0.0005388	-0.977
GenusDihoplus	-0.0025655	0.0008293	-3.094
GenusAcerorhinus	-0.0007705	0.0007726	-0.997
FacetShearing:ToothM1	-0.0010525	0.0007497	-1.404
FacetShearing:ToothM3	0.0036870	0.0015677	2.352

Genus: *Ceratotherium* has higher epLsar than *Dihoplus* but no differences from *Chilotherium* and *Accerorhinus*

Pairwise comparison (Tukey Contrasts) suggested a nearly difference between *Chilotherium* (higher epLsar) and *Dihoplus* (p-value = 0.07)

Facet: Shearing higher anisotropy than grinding

Tooth: M1 higher epLsar than M2; M3 lower epLsar than M2

Pairwise comparisons showed that M3 had lower epLsar than M1 (p-value < 0.001)

Position: upper teeth display higher epLsar than lower teeth

Facet*Tooth interaction

Complexity

Over dispersion

Formula: Facet + Side + (1|Specimen)

df = 65; $\alpha = 0.05 \rightarrow$ t-value threshold ± 1.671

	Estimate	Std. Error	t value
(Intercept)	2.0730	0.1732	11.966
FacetShearing	-0.6295	0.1862	-3.381
SideRight	-0.4610	0.2269	-2.032

Facet: shearing has lower Asfc

Side: Right side has lower Asfc

Correction for over-dispersion

Formula: Facet + Side + (1|Specimen)

df = 65; $\alpha = 0.05 \rightarrow$ t-value threshold ± 1.671

	Estimate	Std. Error	t value	Pr(> z)	z value
(Intercept)	2.07e+00	1.12e-01	1.20e+01	1.12e-76	18.53
FacetShearing	-6.30e-01	1.20e-01	-3.38e+00	1.63e-07	-5.24
SideRight	-4.61e-01	1.46e-01	-2.03e+00	1.65e-03	-3.15

With Genus in the model

Formula: Genus + (1|Specimen) + Facet + Side + Position

df = 61; $\alpha = 0.05 \rightarrow$ t-value threshold ± 1.671

	Estimate	Std. Error	t value
(Intercept)	2.0414	0.2099	9.727
GenusChilotherium	0.6102	0.2707	2.254
GenusDihoplus	0.3479	0.3767	0.924
GenusAcerorhinus	0.6760	0.3696	1.829
FacetShearing	-0.6247	0.1830	-3.414
SideRight	-0.6765	0.2300	-2.941
PositionUpper	-0.4767	0.2283	-2.088

Genus: *Chilotherium* and *Acerorhinus* have higher Asfc than *Ceratotherium*

No other differences highlighted by Tukey Contrasts

Facet: shearing has lower Asfc

Side: Right side has lower Asfc

Position: Upper teeth have lower Asfc

FTEV

Very important over-dispersion

Formula: Facet + Cusp + Position + (1|Specimen)

df = 63; $\alpha = 0.05 \rightarrow$ t-value threshold ± 1.671

Estimate	Std. Error	t value
----------	------------	---------

(Intercept)	59883	4462	13.422
FacetShearing	-14584	5045	-2.891
CuspProtocone	-11914	5329	-2.236
CuspHypoconid	-11401	7338	-1.554
AgeVallesian	11363	7278	1.561

Facet: Shearing has lower FTFV

Cusp: Protocone has lower FTFV than Protoconid

No other differences highlighted by Tukey Contrasts

Position: No differences

Age: No differences

Correction for over-dispersion

	Estimate	Std. Error	t value
(Intercept)	5.99e+04	9.55e+07	13.4
FacetShearing	-1.46e+04	1.08e+08	-2.89
CuspProtocone	-1.19e+04	1.14e+08	-2.24
CuspHypoconid	-1.14e+04	1.57e+08	-1.55
AgeVallesian	1.14e+04	1.56e+08	1.56

With Genus in the models, best candidate is (1|Specimen) alone

HAsfc9

No over-dispersion

Formula: Province + (1|Specimen)

df = 66; $\alpha = 0.05 \rightarrow$ t-value threshold ± 1.671

Fixed effects:

	Estimate	Std. Error	t value
(Intercept)	0.40809	0.03094	13.191
ProvinceWest	-0.10393	0.04576	-2.271

Country: Western localities specimens have lower HAsfc9 than Eastern ones

With Genus in the models, best candidate is (1|Specimen) alone

HAsfc81

No over-dispersion

Formula: Province + Side + Genus + (1|Specimen)

df = 62; $\alpha = 0.05 \rightarrow$ t-value threshold ± 1.671

	Estimate	Std. Error	t value
(Intercept)	0.69694	0.06608	10.547
ProvinceWest	-0.13617	0.08011	-1.700
SideRight	-0.18201	0.06726	-2.706
GenusChilotherium	0.15233	0.07815	1.949
GenusDihoplus	0.03340	0.11373	0.294
GenusAcerorhinus	0.25780	0.11558	2.231

1
2
3 Province: Western localities specimens have lower HAsfc81 than Eastern ones
4 Genus: *Ceratotherium* has lower HAsfc81 than *Chilotherium* and *Acerorhinus*
5 No other differences highlighted by Tukey Contrasts
6 Side: Right has lower HAsfc81 than left
7
8
9

10 **BIC ranking differences**

11 Without Genus forced:

- 12 • Anisotropy: best model is Facet + (1|Specimen)
- 13 • Complexity: best model is Facet + (1|Specimen)
- 14 • FTFV: best model is Facet + (1|Specimen)
- 15 • HAsfc9: same results
- 16 • HAsfc81: best model is (1|Specimen)

17
18
19
20
21 With Genus forced in the models:

22 Best model is (1|Specimen) for all variables
23
24
25
26
27
28
29
30
31
32
33
34
35
36
37
38
39
40
41
42
43
44
45
46
47
48
49
50
51
52
53
54
55
56
57
58
59
60

Hypoplasia

Concerning hypoplasia, we conducted generalized linear mixed models (GLMMs) for five response variables: Hypo (presence or absence of the defect), Defect (type of defect encountered), Localisation, Severity, Multiple

Models were built using a modified version of the script from Arman et al. (2019). We selected Poisson family to study our response variables except for Hypo, for which we selected Binomial law. Model construction followed a bottom-up approach as described in the main text, and model selection is based on the lowest AIC score (Akaike's Information Criterion). This resulted in 142 models (107 with genus forced) were compared across the five response variables (see electronic supplementary material, S6).

Law used = Binomial or Poisson

- Variables tested: Hypo, Defect, Localisation, Multiple, Severity
- Factors: 1|Specimen (random effect), Genus, Locality, Country, Age, Tooth, Position (Upper/Lower), Side (Left/Right), Wear, Defect (converted to factor for Localisation, Multiple and Severity models)

References for factors:

- Genus = *Ceratotherium* because present in most localities
- Locality = Maragheh (most abundant)
- Country = East, province of Maragheh
- Age = Turolian
- Tooth = D4, most commonly affected teeth in rhinos
- Wear = Average
- Defect = LEH (code 1)

Hypo

No over-dispersion

Formula: Hypo ~ (1 | Specimen) + Tooth * Province + Age + Wear + Position + Genus

	Estimate	Std. Error	z value	Pr(> z)	
(Intercept)	0.6327	0.6318	1.001	0.316606	
ToothD1	-2.9410	0.8677	-3.389	0.000700	***
ToothD2	-2.7185	0.7457	-3.645	0.000267	***
ToothD3	-3.5177	0.8518	-4.130	3.63e-05	***
ToothP4	-20.2914	3158.1645	-0.006	0.994874	
ToothP2	-3.8540	0.9866	-3.906	9.38e-05	***
ToothP3	-3.3197	0.8431	-3.938	8.23e-05	***
ToothM1	-2.8122	0.6800	-4.136	3.54e-05	***
ToothM2	-1.5375	0.6071	-2.532	0.011326	*
ToothM3	-1.3579	0.6783	-2.002	0.045288	*
ProvinceWest	-4.9860	1.3493	-3.695	0.000220	***
AgeVallesian	4.1876	1.2753	3.284	0.001025	**
wearOther	-19.0478	18434.1020	-0.001	0.999176	
wearUnder	-1.3801	0.5590	-2.469	0.013551	*
wearUpper	-0.8572	0.4426	-1.937	0.052781	
PositionUpper	-0.8472	0.4217	-2.009	0.044543	*
GenusAcerorhinus	2.8134	1.4481	1.943	0.052039	
GenusDihoplus	2.3479	1.1188	2.099	0.035859	*
GenusChilotherium	0.2331	0.5452	0.427	0.669035	
GenusIranotherium	-17.7946	5885.6952	-0.003	0.997588	
GenusPersiatherium	0.4825	1.7281	0.279	0.780086	

1					
2					
3	ToothD1:Provincewest	-15.3445	4337.6526	-0.004	0.997177
4	ToothD2:Provincewest	-8.3271	75.3082	-0.111	0.911955
5	ToothD3:Provincewest	-17.1334	8555.8341	-0.002	0.998402
6	ToothP4:Provincewest	20.1581	3158.1647	0.006	0.994907
7	ToothP2:Provincewest	2.7502	1.4651	1.877	0.060508 .
8	ToothP3:Provincewest	3.4216	1.2690	2.696	0.007012 **
9	ToothM1:Provincewest	0.1303	1.5923	0.082	0.934773
10	ToothM2:Provincewest	-0.6454	1.5498	-0.416	0.677111
11	ToothM3:Provincewest	1.1015	1.2238	0.900	0.368108

11 Tooth: D1, D2, D3,P2, P3, M1,M2, and M3 present less hypoplastic defects than D4
 12 Pairwise comparisons (Tukey Contrasts) did not highlighted any other differences
 13 Province: Rhinocerotids from Western localities are less affected by hypoplasia
 14 Age: Vallesian rhinocerotids are more prone to hypoplastic defects than Turolian ones
 15 Wear: Teeth less worn present less hypoplasia than averaged-worn ones
 16 Pairwise comparisons (Tukey Contrasts) did not highlighted any other differences
 17 Position: Upper teeth present less hypoplasia than lower ones
 18 Genus: *Dihoplus* is more affected by hypoplasia than *Ceratotherium*
 19 Pairwise comparisons (Tukey Contrasts) did not highlighted any other differences
 20 Interaction Tooth*Province

21 **Defect**

22 Over-dispersion

23 **Formula: Defect ~ (1 | Specimen) + Age + Province**

24					
25					
26					
27					
28					
29					
30		Estimate	Std. Error	z value	Pr(> z)
31	(Intercept)	0.23674	0.05380	4.400	1.08e-05 ***
32	AgeVallesian	0.32465	0.12467	2.604	0.00921 **
33	Provincewest	-0.16836	0.09104	-1.849	0.06441 .

34 Age: Vallesian rhinocerotids have more defects (or different pattern) than Turolian ones
 35 Province: No differences

36 **Correction for over-dispersion**

37 Fixed effects: Defect ~ Age + Province

38					
39					
40					
41					
42					
43		Value	Std.Error	DF	t-value p-value
44	(Intercept)	0.2351753	0.04749398	694	4.951687 0.0000
45	AgeVallesian	0.2841342	0.11759197	197	2.416272 0.0166
46	Provincewest	-0.1412696	0.08064881	197	-1.751664 0.0814

47 **With Genus forced in the models, best candidate is (1|Specimen) alone**

48 **Localisation**

49 No over-dispersion

50 **Formula: Localisation ~ (1 | Specimen) + Defect + Position**

51					
52					
53					
54					
55					
56					
57		Estimate	Std. Error	z value	Pr(> z)
58	(Intercept)	1.603e-01	1.407e-01	1.139	0.2547
59	Defect1	-3.235e+01	3.024e+05	0.000	0.9999

1					
2					
3	Defect3	1.020e-01	3.774e-01	0.270	0.7869
4	Defect4	8.224e-02	2.860e-01	0.288	0.7737
5	Defect9	2.005e-01	2.705e-01	0.741	0.4585
6	Defect10	8.679e-02	2.962e-01	0.293	0.7695
7	PositionUpper	4.308e-01	1.779e-01	2.422	0.0155 *

8
9 Defect: No differences between defect types Localisation
10 Position: upper teeth have more defects or more frequently lingual or all
11 crown (labial+lingual) defects than lower ones
12

13 With Genus forced in the models

14
15 **Formula: Localisation ~ Genus + (1 | Specimen) + Defect + Position**

	Estimate	Std. Error	z value	Pr(> z)
16 (Intercept)	1.946e-01	2.003e-01	0.972	0.3311
17 GenusAcerorhinus	1.036e-01	4.206e-01	0.246	0.8054
18 GenusDihoplus	-3.472e-01	3.592e-01	-0.967	0.3337
19 GenusChilotherium	-7.395e-02	2.154e-01	-0.343	0.7313
20 GenusIranotherium	-1.998e+00	1.662e+07	0.000	1.0000
21 GenusPersiatherium	3.034e-02	5.465e-01	0.056	0.9557
22 Defect1	-3.466e+01	9.747e+05	0.000	1.0000
23 Defect3	2.444e-01	4.441e-01	0.550	0.5820
24 Defect4	1.864e-01	2.992e-01	0.623	0.5333
25 Defect9	2.460e-01	2.853e-01	0.862	0.3886
26 Defect10	1.183e-01	2.983e-01	0.396	0.6917
27 PositionUpper	4.682e-01	1.890e-01	2.477	0.0132 *

28
29 Pairwise comparisons (Tukey Contrasts) did not highlighted any other differences neither
30 between Defects nor Genus
31

32 Multiple

33
34
35 Over-dispersion

36
37 **Formula: Multiple ~ (1 | Specimen) + Defect**

	Estimate	Std. Error	z value	Pr(> z)
38 (Intercept)	0.85605	0.08084	10.589	<2e-16 ***
39 Defect1	-0.85605	0.08824	-9.702	<2e-16 ***
40 Defect3	-0.16290	0.36268	-0.449	0.653
41 Defect4	-0.16290	0.26275	-0.620	0.535
42 Defect9	-0.10884	0.24324	-0.447	0.655
43 Defect10	0.10903	0.23271	0.469	0.639

44
45
46 Defect: Absence of defect is different from LEH in multiplicity
47 No differences in the multiplicity of other defects (pits, aplasia)
48
49

50 **Correction for over-dispersion**

	Value	Std. Error	DF	t-value	p-value
51 (Intercept)	0.8392992	0.01204305	689	69.69156	0.0000
52 Defect1	-0.8437084	0.01215650	689	-69.40391	0.0000
53 Defect3	-0.1251806	0.05157607	689	-2.42711	0.0155
54 Defect4	-0.1756239	0.03674829	689	-4.77910	0.0000
55 Defect9	-0.1018346	0.03177872	689	-3.20449	0.0014
56 Defect10	0.1021998	0.03421943	689	2.98660	0.0029

Defect: LEH is more frequently multiple than pits, aplasia and other types of defects

Defect 10 (LEH + Other) = always multiple by definition

Pairwise comparisons highlighted the following differences:

- Absence of defect less multiple than pits (p-value < 0.001), aplasia (p-value < 0.001), Other defects (p-value < 0.001) and LEH + Other (p-value < 0.001)
- Pits less multiple than LEH + Other (p-value = 0.002)
- LEH + Other (Defect10) more multiple than aplasia (p-value < 0.001), Other defects (p-value < 0.001)

With Genus forced in the models (corrected for over-dispersion)

Fixed effects: Multiple ~ Genus + Defect

	Value	Std.Error	DF	t-value	p-value
(Intercept)	0.8529220	0.01565088	686	54.49675	0.0000
GenusAcerorhinus	-0.0224328	0.02638622	686	-0.85017	0.3955
GenusDihoplus	-0.0099350	0.01908625	686	-0.52053	0.6029
GenusChilotherium	-0.0193102	0.01462391	686	-1.32046	0.1871
GenusIranotherium	-0.0081313	0.03861491	197	-0.21057	0.8334
GenusPersiatherium	-0.0482706	0.05889122	197	-0.81966	0.4134
Defect1	-0.8447907	0.01228850	686	-68.74643	0.0000
Defect3	-0.1259240	0.05195059	686	-2.42392	0.0156
Defect4	-0.1746340	0.03689736	686	-4.73297	0.0000
Defect9	-0.1018948	0.03191280	686	-3.19291	0.0015
Defect10	0.1007951	0.03428047	686	2.94031	0.0034

Pairwise comparisons (Tukey Contrasts) did not highlighted differences between Genus

Severity

Over-dispersion

Formula: Severity ~ (1 | Specimen) + Defect

	Estimate	Std. Error	z value	Pr(> z)	
(Intercept)	1.21011	0.06773	17.867	<2e-16	***
Defect1	-1.21011	0.07640	-15.839	<2e-16	***
Defect3	-0.11150	0.29651	-0.376	0.707	
Defect4	0.23681	0.18439	1.284	0.199	
Defect9	-0.07513	0.20075	-0.374	0.708	
Defect10	0.14444	0.19195	0.752	0.452	

Defect: Absence of defect is less severe than LEH

No differences in the severity of other defects (pits, aplasia)

Correction for over-dispersion

	Value	Std.Error	DF	t-value	p-value
(Intercept)	1.1995502	0.01042456	689	115.06966	0e+00
Defect1	-1.1979514	0.00935307	689	-128.08103	0e+00
Defect3	-0.1404784	0.03679561	689	-3.81780	1e-04
Defect4	0.1276596	0.02464820	689	5.17926	0e+00
Defect9	-0.0971834	0.02233648	689	-4.35088	0e+00
Defect10	0.1024334	0.02617083	689	3.91403	1e-04

Defect: LEH is more severe than absence, pits or other defects, but less severe than aplasia and defect 10 (LEH + Other)

Pairwise comparisons highlighted the following differences:

- Absence of defect (Defect1) less severe than pits (p-value < 0.001), aplasia (p-value < 0.001), Other defects (p-value < 0.001) and LEH + Other (p-value < 0.001)
- Pits less severe than aplasia (p-value < 0.001), LEH + Other (p-value < 0.001)
- Aplasia (Defect4) more severe than Other defects (Defect9; p-value < 0.001)
- LEH + Other (Defect10) more severe than Other Defect (p-value < 0.001)

With Genus forced in the models (corrected for over-dispersion)

	Value	Std.Error	DF	t-value	p-value
(Intercept)	1.1877620	0.01497940	686	79.29301	0.0000
GenusAcerorhinus	0.0035681	0.02876367	686	0.12405	0.9013
GenusDihoplus	0.0211249	0.02074184	686	1.01847	0.3088
GenusChilotherium	0.0199442	0.01576317	686	1.26524	0.2062
GenusIranotherium	0.0103606	0.03942586	197	0.26279	0.7930
GenusPersiatherium	-0.1205961	0.06905309	197	-1.74643	0.0823
Defect1	-1.1981226	0.00941386	686	-127.27222	0.0000
Defect3	-0.1408996	0.03696010	686	-3.81221	0.0002
Defect4	0.1270740	0.02470447	686	5.14376	0.0000
Defect9	-0.0971721	0.02242346	686	-4.33350	0.0000
Defect10	0.1022624	0.02618609	686	3.90522	0.0001

Persiatherium has less severe defects than *Ceratotherium* (nearly significant, p-value = 0.08)

Pairwise comparisons (Tukey Contrasts) did not highlighted differences between Genus

BIC ranking differences

Without Genus forced:

- Hypo: less factors in best candidate model (AIC = (1|Specimen) + Tooth * Province + Age + Wear + Position + Genus / BIC = (1|Specimen) + Tooth + Province)
- Defect: best model is (1|Specimen)
- Localisation: less factors in best candidate model (AIC = (1|Specimen) + Defect + Position / BIC = (1|Specimen) + Defect)
- Multiple: same best candidate model
- Severity: same best candidate model

With Genus forced in the models

- Hypo: best model is (1|Specimen)
- Defect: best model is (1|Specimen)
- Localisation: less factors in best candidate model (AIC = Genus + (1|Specimen) + Defect + Position / BIC = Genus + (1|Specimen) + Defect)
- Multiple: same best candidate model
- Severity: same best candidate model

Supplementary S4 – Detailed results of GLMM for DMTA

RDATA

Specimen	Locality	Age	Province	Genus	Species	Tooth	Position	Side	Cusp	Facet	Anisotropy	Complexity	H9	H81	FTFV
PNT135	Pentalophos-1	Vallesian	West	<i>Chilotherium</i>	<i>kilasi</i>	M2	Upper	Left	Protocone	Grinding	0.004552235	2.176813045	0.323944244	0.5190139	64430.85887
PNT135	Pentalophos-1	Vallesian	West	<i>Chilotherium</i>	<i>kilasi</i>	M2	Upper	Left	Protocone	Shearing	0.006400873	0.821827313	0.379414769	0.500790753	33073.18793
PNT142	Pentalophos-1	Vallesian	West	<i>Chilotherium</i>	<i>kilasi</i>	M2	Lower	Left	Protoconid	Grinding	0.003631969	2.771750954	0.454488004	0.885932503	77657.76049
PNT129	Pentalophos-1	Vallesian	West	<i>Ceratotherium</i>	<i>neumayri</i>	M1	Lower	Left	Protoconid	Grinding	0.00241528	1.111767177	0.188531682	0.492323804	60438.98283
PNT129	Pentalophos-1	Vallesian	West	<i>Ceratotherium</i>	<i>neumayri</i>	M1	Lower	Left	Protoconid	Shearing	0.000196164	1.500193392	0.255392277	0.536015485	51993.36077
PNT34	Pentalophos-1	Vallesian	West	<i>Ceratotherium</i>	<i>neumayri</i>	M2	Lower	Right	Hypoconid	Shearing	0.002790825	1.128135802	0.235490925	0.435643019	44966.3393
PNT34	Pentalophos-1	Vallesian	West	<i>Ceratotherium</i>	<i>neumayri</i>	M3	Lower	Right	Protoconid	Grinding	0.001905895	2.843446464	0.219759194	0.397875105	51514.99546
XIR ?	OtherG	Vallesian	West	<i>Chilotherium</i>	sp.	M1	Upper	Right	Protocone	Grinding	0.004554819	1.964794007	0.196776632	0.440815873	82837.06301
XIR ?	OtherG	Vallesian	West	<i>Chilotherium</i>	sp.	M1	Upper	Right	Protocone	Shearing	0.006270101	2.361349297	0.185214905	0.591389976	56908.97673
2014-0424-0001	Maragheh	Turolian	East	<i>Ceratotherium</i>	<i>neumayri</i>	M2	Lower	Left	Protoconid	Grinding	0.00311704	1.834582984	0.197511368	0.431038883	46929.28661
Mar1959	Maragheh	Turolian	East	<i>Ceratotherium</i>	<i>neumayri</i>	M1	Lower	Right	Protoconid	Grinding	0.003159905	0.990720893	0.31979934	0.433385789	85839.45685
Mar1959	Maragheh	Turolian	East	<i>Ceratotherium</i>	<i>neumayri</i>	M1	Lower	Right	Protoconid	Shearing	0.000870014	0.535373768	0.277570631	0.435429057	25419.34294
Mar2142	Maragheh	Turolian	East	<i>Ceratotherium</i>	<i>neumayri</i>	M2	Lower	Left	Hypoconid	Grinding	0.00140217	2.834281626	0.306977272	0.512082412	51580.97688
Mar2142	Maragheh	Turolian	East	<i>Ceratotherium</i>	<i>neumayri</i>	M2	Lower	Left	Hypoconid	Shearing	0.002444605	1.063975522	0.228463357	0.44366924	34194.87211
Mar2143	Maragheh	Turolian	East	<i>Ceratotherium</i>	<i>neumayri</i>	M1	Lower	Left	Protoconid	Grinding	0.005756548	1.692548819	0.666307225	0.780127662	92654.05357
Mar2144	Maragheh	Turolian	East	<i>Ceratotherium</i>	<i>neumayri</i>	M1	Lower	Left	Protoconid	Grinding	0.005008436	1.922573209	0.556637691	0.861059277	58954.40082
Mar2144	Maragheh	Turolian	East	<i>Ceratotherium</i>	<i>neumayri</i>	M1	Lower	Left	Protoconid	Shearing	0.007994329	1.917102463	0.352786668	0.659071296	26953.41101
Mar2173	Maragheh	Turolian	East	<i>Ceratotherium</i>	<i>neumayri</i>	M2	Lower	Right	Protoconid	Grinding	0.001314915	0.603393519	0.228614198	0.417959083	13839.60333
2014-0424-0001	Maragheh	Turolian	East	<i>Ceratotherium</i>	<i>neumayri</i>	M2	Lower	Left	Protoconid	Shearing	0.005517448	1.453770075	0.353434861	0.545116444	103067.2505
Mar0385	Maragheh	Turolian	East	<i>Ceratotherium</i>	<i>neumayri</i>	M2	Lower	Left	Protoconid	Grinding	0.001996624	1.934070396	0.654560303	0.921411259	57469.92065
Mar0385	Maragheh	Turolian	East	<i>Ceratotherium</i>	<i>neumayri</i>	M2	Lower	Left	Protoconid	Shearing	0.001290292	0.746019235	0.38313031	0.638053731	41865.21245
Mar1969	Maragheh	Turolian	East	<i>Chilotherium</i>	<i>persiae</i>	M2	Lower	Right	Protoconid	Grinding	0.002871272	2.332836876	0.675446375	0.885339248	46417.93059
Mar2121	Maragheh	Turolian	East	<i>Chilotherium</i>	<i>persiae</i>	M1	Upper	Right	Protocone	Shearing	0.005757745	0.984957127	0.397503573	0.51752072	14466.42684
Mar2123	Maragheh	Turolian	East	<i>Chilotherium</i>	<i>persiae</i>	M2	Upper	Left	Protocone	Grinding	0.00134119	3.460468193	0.485878759	0.828162511	67020.6297
Mar2123	Maragheh	Turolian	East	<i>Chilotherium</i>	<i>persiae</i>	M2	Upper	Left	Protocone	Shearing	0.000868102	4.680511337	0.841130876	1.800888095	66737.8351

1
2
3
4
5
6
7
8
9
10
11
12
13
14
15
16
17
18
19
20
21
22
23
24
25
26
27
28
29
30
31
32
33
34
35
36
37
38
39
40
41
42
43
44
45
46

Mar2128	Maragheh	Turolian	East	<i>Chilotherium</i>	<i>persiae</i>	M1	Lower	Right	Protoconid	Grinding	0.003235765	3.170489213	0.433644504	0.709437962	44471.47863
Mar2128	Maragheh	Turolian	East	<i>Chilotherium</i>	<i>persiae</i>	M1	Lower	Right	Protoconid	Shearing	0.003464975	1.012270428	0.234376348	0.612233796	23934.76094
Mar2131	Maragheh	Turolian	East	<i>Chilotherium</i>	<i>persiae</i>	M2	Lower	Right	Protoconid	Grinding	0.005577939	1.555411508	0.304363186	0.577796856	76604.43129
Mar2131	Maragheh	Turolian	East	<i>Chilotherium</i>	<i>persiae</i>	M2	Lower	Right	Protoconid	Shearing	0.003066723	2.599476103	1.405907485	1.699631008	96007.35787
Mar2312	Maragheh	Turolian	East	<i>Chilotherium</i>	<i>persiae</i>	M3	Upper	Right	Protocone	Grinding	0.001630924	1.446600706	0.450087261	0.613928138	75565.22389
Mar2315	Maragheh	Turolian	East	<i>Chilotherium</i>	<i>persiae</i>	M3	Upper	Left	Protocone	Grinding	0.000533304	2.728762238	0.357870786	0.743364548	38879.55309
Mar2315	Maragheh	Turolian	East	<i>Chilotherium</i>	<i>persiae</i>	M3	Upper	Left	Protocone	Shearing	0.005834383	0.654476436	0.448025706	0.600610268	19068.63104
Mar2317	Maragheh	Turolian	East	<i>Chilotherium</i>	<i>persiae</i>	M1	Upper	Right	Protocone	Grinding	0.00713883	0.479837719	0.383178444	0.782169367	45692.13494
Mar2318	Maragheh	Turolian	East	<i>Chilotherium</i>	<i>persiae</i>	M1	Upper	Right	Protocone	Grinding	0.005375762	0.571625935	0.314477551	0.654072283	27629.72059
Mar2344	Maragheh	Turolian	East	<i>Chilotherium</i>	<i>persiae</i>	M2	Upper	Right	Protocone	Grinding	0.001469423	0.885914896	0.172350354	0.309769022	35778.42624
Mar2344	Maragheh	Turolian	East	<i>Chilotherium</i>	<i>persiae</i>	M2	Upper	Right	Protocone	Shearing	0.002170692	0.959247227	0.307207894	0.627459509	30631.8753
Mar ?	Maragheh	Turolian	East	<i>Chilotherium</i>	<i>persiae</i>	M2	Lower	Left	Protoconid	Grinding	0.002478321	2.488788445	0.374416133	1.11792466	62797.81867
Mar0387	Maragheh	Turolian	East	<i>Chilotherium</i>	<i>persiae</i>	M2	Lower	Right	Hypoconid	Grinding	0.001422162	2.715081021	0.489744342	0.628607496	59333.794
Mar0387	Maragheh	Turolian	East	<i>Chilotherium</i>	<i>persiae</i>	M2	Lower	Right	Hypoconid	Shearing	0.002194476	0.888590557	0.285979602	0.513015251	49040.69212
Mar0388	Maragheh	Turolian	East	<i>Chilotherium</i>	<i>persiae</i>	M2	Lower	Right	Hypoconid	Grinding	0.000342657	0.675243746	0.23584705	0.494698957	11711.70246
Mar0388	Maragheh	Turolian	East	<i>Chilotherium</i>	<i>persiae</i>	M2	Lower	Right	Hypoconid	Shearing	0.002413554	0.572927925	0.220530385	0.432795221	49782.98312
Mgh2	Maragheh	Turolian	East	<i>Chilotherium</i>	<i>persiae</i>	M2	Upper	Right	Protocone	Grinding	0.002284484	1.182589727	0.528491745	0.707660932	36735.15686
Mgh2	Maragheh	Turolian	East	<i>Chilotherium</i>	<i>persiae</i>	M2	Upper	Right	Protocone	Shearing	0.006133321	0.772853846	0.1426491	0.338482342	25105.93118
K594	Kalimantsi	Turolian	West	<i>Ceratotherium</i>	<i>neumayri</i>	M3	Upper	Left	Protocone	Grinding	0.003034493	1.370141281	0.324098295	0.50399604	48265.41041
K595	Kalimantsi	Turolian	West	<i>Acerorhinus</i>	sp.	M2	Upper	Left	Protocone	Grinding	0.002820132	1.272499038	0.19144302	0.469721626	31704.07341
K600	Kalimantsi	Turolian	West	<i>Acerorhinus</i>	sp.	M3	Upper	Left	Protocone	Grinding	0.000420902	1.562851195	0.427344985	0.45417712	54517.15017
K608	Kalimantsi	Turolian	West	<i>Acerorhinus</i>	sp.	M2	Lower	Right	Hypoconid	Grinding	0.001067115	1.135169435	0.466805693	0.750275578	68571.19312
K701	Kalimantsi	Turolian	West	<i>Acerorhinus</i>	sp.	M3	Upper	Left	Protocone	Grinding	0.004673197	2.95935054	0.427184584	1.292862626	49929.06776
KCH3-FM2959	OtherB	Turolian	West	<i>Acerorhinus</i>	sp.	M2	Lower	Right	Protoconid	Grinding	0.001469725	4.314831231	0.447682415	0.593583156	51284.06048
KCH3-FM2959	OtherB	Turolian	West	<i>Acerorhinus</i>	sp.	M2	Lower	Right	Protoconid	Shearing	0.001654549	1.507286194	0.19062163	0.487022938	29922.57501
1853-0003-0010b	OtherG	Turolian	West	<i>Ceratotherium</i>	<i>neumayri</i>	M3	Upper	Left	Protocone	Grinding	0.000188962	1.043342988	0.520769259	0.677507711	22714.10463
1863-0001-0019	OtherG	Turolian	West	<i>Dihoplus</i>	<i>pikermiensis</i>	M2	Upper	Left	Protocone	Grinding	0.00151365	2.832297366	0.346305223	0.803907289	66358.44192
1863-0001-0019	OtherG	Turolian	West	<i>Dihoplus</i>	<i>pikermiensis</i>	M2	Upper	Left	Protocone	Shearing	0.001689262	0.49500627	0.185221015	0.432325356	14284.97793
RZO ?	OtherG	Turolian	West	<i>Ceratotherium</i>	<i>neumayri</i>	M1	Lower	Right	Protoconid	Grinding	0.003721166	1.415159378	0.194701723	0.418983484	76500.71204
RZO26	OtherG	Turolian	West	<i>Ceratotherium</i>	<i>neumayri</i>	M2	Upper	Right	Protocone	Grinding	0.005202054	0.867852663	0.19121934	0.364445005	41716.75425
RZO26	OtherG	Turolian	West	<i>Ceratotherium</i>	<i>neumayri</i>	M2	Upper	Right	Protocone	Shearing	0.005059654	0.979050403	0.464335689	0.574678458	22004.80434

GS7-FM3142	OtherB	Turolian	West	<i>Acerorhinus</i>	sp.	M2	Upper	Right	Protocone	Grinding	0.001278651	1.173900713	0.370547585	0.513190253	26672.98996
GS7-FM3142	OtherB	Turolian	West	<i>Acerorhinus</i>	sp.	M2	Upper	Right	Protocone	Shearing	0.006583742	1.233576825	0.286893186	1.07771675	56958.4628
HD598	Hadjidimovo	Turolian	West	<i>Dihoplus</i>	<i>pikermiensis</i>	M2	Upper	Right	Protocone	Grinding	0.001281305	1.377921043	0.479367591	0.631451333	88365.61981
HD605	Hadjidimovo	Turolian	West	<i>Dihoplus</i>	<i>pikermiensis</i>	M1	Upper	Right	Protocone	Grinding	0.002480774	1.937923163	0.311250207	0.525124963	79948.24135
HD606	Hadjidimovo	Turolian	West	<i>Dihoplus</i>	<i>pikermiensis</i>	M2	Upper	Left	Protocone	Grinding	0.001133368	1.210011483	0.223401347	0.337790308	16033.48562
HD606	Hadjidimovo	Turolian	West	<i>Dihoplus</i>	<i>pikermiensis</i>	M2	Upper	Left	Protocone	Shearing	0.001905845	0.769559042	0.23903014	0.441475355	23967.75165
HD615	Hadjidimovo	Turolian	West	<i>Dihoplus</i>	<i>pikermiensis</i>	M2	Lower	Left	Hypoconid	Grinding	0.002513036	2.817907531	0.244773624	0.7389251	53489.69101
HD615	Hadjidimovo	Turolian	West	<i>Dihoplus</i>	<i>pikermiensis</i>	M2	Lower	Left	Hypoconid	Shearing	0.001289968	1.386575649	0.27481504	0.478331723	27415.28097
STR2-FM2468	OtherB	Turolian	West	<i>Ceratotherium</i>	<i>neumayri</i>	M2	Lower	Left	Hypoconid	Grinding	0.001894284	2.069661443	0.356406802	0.669118189	21659.56205
STR2-FM2800	OtherB	Turolian	West	<i>Ceratotherium</i>	<i>neumayri</i>	M2	Lower	Left	Protoconid	Grinding	0.002732548	3.407601877	0.129978947	0.451383989	82417.79757
SAM1	Samos	Turolian	East	<i>Ceratotherium</i>	<i>neumayri</i>	M2	Upper	Left	Protocone	Grinding	0.007689934	1.27893171	0.834082712	1.349332387	49352.29268
SAM1	Samos	Turolian	East	<i>Ceratotherium</i>	<i>neumayri</i>	M2	Upper	Left	Protocone	Shearing	0.008752523	0.687189387	0.217341749	0.51988679	40083.71405
1911-0005-0033	Samos	Turolian	East	<i>Chilotherium</i>	<i>schlosseri</i>	M1	Lower	Right	Protoconid	Grinding	0.003882446	0.648104791	0.319738584	0.648982246	70798.06613
1911-0005-0033	Samos	Turolian	East	<i>Chilotherium</i>	<i>schlosseri</i>	M1	Lower	Right	Protoconid	Shearing	0.003137342	0.375334595	0.12138446	0.34319561	15406.66211

1
2
3
4
5
6
7
8
9
10
11
12
13
14
15
16
17
18
19
20
21
22
23
24
25
26
27
28
29
30
31
32
33
34
35
36
37
38
39
40
41
42
43
44
45
46

For Peer Review Only

GLMM Anisotropy

Bottom-up approach for model selection

SET 1

model	nPar	D	aic	d.aic	w.aic	bic	R2	cv.R2
10 Facet + (1 Specimen)	4	-677.9682	-669.9682	0	0.31415114	-660.9742	0.7169289	-0.1657559
6 Tooth + (1 Specimen)	5	-679.7603	-669.7603	0.2078894	0.28313662	-658.5179	0.6661355	-0.2324735
9 Cusp + (1 Specimen)	5	-677.2493	-667.2493	2.7189438	0.08067287	-656.0068	0.6150384	-0.1074475
5 Province + (1 Specimen)	4	-675.0376	-667.0376	2.9306164	0.07257105	-658.0436	0.6557318	-0.1853978
1 (1 Specimen)	3	-672.9613	-666.9613	3.0069227	0.06985439	-660.2158	0.6504532	-0.1858861
7 Position + (1 Specimen)	4	-674.9447	-666.9447	3.0235013	0.06927774	-657.9507	0.6391837	-0.1701112
2 Genus + (1 Specimen)	6	-677.6635	-665.6635	4.3046985	0.03650776	-652.1726	0.6409183	-0.234478
4 Age + (1 Specimen)	4	-673.4275	-665.4275	4.5407688	0.03244317	-656.4335	0.6489746	-0.2016044
8 Side + (1 Specimen)	4	-673.0176	-665.0176	4.9506179	0.02643173	-656.0236	0.6510269	-0.1951712
3 Locality + (1 Specimen)	9	-681.8784	-663.8784	6.0898521	0.01495354	-643.6419	0.6136089	-0.41544

SET 2

model	nPar	D	aic	d.aic	w.aic	bic	R2	cv.R2
20 Facet * Tooth + (1 Specimen)	8	-692.1223	-676.1223	0	0.69804868	-658.1343	0.8030111	-0.2559251
15 Facet + Tooth + (1 Specimen)	6	-684.3899	-672.3899	3.732403	0.107995278	-658.8989	0.7248925	-0.2328896
18 Facet + Cusp + (1 Specimen)	6	-683.0161	-671.0161	5.106137	0.054337805	-657.5252	0.6935752	-0.0721306
16 Facet + Position + (1 Specimen)	5	-680.0182	-670.0182	6.104116	0.032990862	-658.7757	0.7082006	-0.1627966
10 Facet + (1 Specimen)	4	-677.9682	-669.9682	6.154041	0.032177535	-660.9742	0.7169289	-0.1657559
14 Facet + Province + (1 Specimen)	5	-679.6008	-669.6008	6.521462	0.026777387	-658.3583	0.7197223	-0.1724059
11 Facet + Genus + (1 Specimen)	7	-682.3884	-668.3884	7.73392	0.014604487	-652.6489	0.7088177	-0.1865821
13 Facet + Age + (1 Specimen)	5	-678.311	-668.311	7.811277	0.014050395	-657.0685	0.7159495	-0.1802593
17 Facet + Side + (1 Specimen)	5	-677.9997	-667.9997	8.122618	0.012024903	-656.7572	0.717201	-0.1739466
12 Facet + Locality + (1 Specimen)	10	-685.7317	-665.7317	10.390618	0.003868937	-643.2467	0.6888295	-0.4179209
19 Facet * Genus + (1 Specimen)	10	-685.3038	-665.3038	10.818521	0.003123732	-642.8188	0.7555674	-0.4347533

SET 3

model	nPar	D	aic	d.aic	w.aic	bic	R2	cv.R2
25 Facet * Tooth + Position + (1 Specimen)	9	-696.1351	-678.1351	0	0.345189257	-657.8986	0.7921074	-0.1870565
27 Facet * Tooth + Cusp + (1 Specimen)	10	-697.9344	-677.9344	0.2006361	0.312240831	-655.4495	0.7941423	-0.1544636
20 Facet * Tooth + (1 Specimen)	8	-692.1223	-676.1223	2.0128107	0.126177228	-658.1343	0.8030111	-0.2559251
24 Facet * Tooth + Province + (1 Specimen)	9	-692.6157	-674.6157	3.5193756	0.059406582	-654.3792	0.8034137	-0.27973
26 Facet * Tooth + Side + (1 Specimen)	9	-692.3941	-674.3941	3.7409839	0.053175666	-654.1576	0.8030504	-0.2595179
23 Facet * Tooth + Age + (1 Specimen)	9	-692.305	-674.305	3.8301213	0.050857733	-654.0685	0.8028147	-0.2567307
21 Facet * Tooth + Genus + (1 Specimen)	11	-695.8681	-673.8681	4.2670237	0.04087755	-649.1346	0.7983311	-0.3179985
22 Facet * Tooth + Locality + (1 Specimen)	14	-699.3473	-671.3473	6.787794	0.011590616	-639.8684	0.7885989	-0.7394325
28 Facet * Tooth * Genus + (1 Specimen)	19	-702.9978	-664.9978	13.137304	0.000484538	-622.2764	0.8292151	-0.801039

SET 4

model	nPar	D	aic	d.aic	w.aic	bic	R2	cv.R2
29 Facet * Tooth + Position + Genus + (1 Specimen)	12	-704.8894	-680.8894	0	0.35872486	-653.9075	0.7746465	-0.1677195
35 Facet * Tooth + Position * Genus + (1 Specimen)	15	-710.5377	-680.5377	0.3517445	0.30087155	-646.8103	0.752299	-0.2522494
25 Facet * Tooth + Position + (1 Specimen)	9	-696.1351	-678.1351	2.7543593	0.09050237	-657.8986	0.7921074	-0.1870565
34 Facet * Tooth + Position + Cusp + (1 Specimen)	10	-697.9344	-677.9344	2.9549954	0.08186389	-655.4495	0.7941423	-0.1544636
32 Facet * Tooth + Position + Province + (1 Specimen)	10	-697.3823	-677.3823	3.5070911	0.06211641	-654.8974	0.7909638	-0.209283
33 Facet * Tooth + Position + Side + (1 Specimen)	10	-696.5388	-676.5388	4.350631	0.04074121	-654.0539	0.7922966	-0.2257354
31 Facet * Tooth + Position + Age + (1 Specimen)	10	-696.4008	-676.4008	4.4886242	0.03802499	-653.9159	0.7921385	-0.1862027
30 Facet * Tooth + Position + Locality + (1 Specimen)	15	-705.7274	-675.7274	5.1620093	0.02715472	-642	0.7786392	-0.4820995

SET 5

model	nPar	D	aic	d.aic	w.aic	bic	R2	cv.R2
29 Facet * Tooth + Position + Genus + (1 Specimen)	12	-704.8894	-680.8894	0.000000	0.345685348	-653.9075	0.7746465	-0.1677195
40 Facet * Tooth + Position + Genus + Cusp + (1 Specimen)	13	-705.9008	-679.9008	0.988628	0.210864297	-650.6704	0.7807762	-0.1809644
39 Facet * Tooth + Position + Genus + Side + (1 Specimen)	13	-705.5409	-679.5409	1.348585	0.176132528	-650.3104	0.7746187	-0.1850913
38 Facet * Tooth + Position + Genus + Province + (1 Specimen)	13	-704.9358	-678.9358	1.953687	0.130149717	-649.7053	0.7746919	-0.1735726
37 Facet * Tooth + Position + Genus + Age + (1 Specimen)	13	-704.9189	-678.9189	1.9705261	0.129058516	-649.6885	0.7748596	-0.1866501
36 Facet * Tooth + Position + Genus + Locality + (1 Specimen)	18	-709.3845	-673.3845	7.5049622	0.008109595	-632.9116	0.7616493	-0.5083802

Ranking of all models by AIC

Model	nPar	D	AIC	ΔAIC	w.aic	bic	r2	crv2
29 Facet * Tooth + Position + Genus + (1 Specimen)	12	-704.8894	-680.8894	0	0.35872486	-653.9075	0.7746465	-0.1677195
35 Facet * Tooth + Position * Genus + (1 Specimen)	15	-710.5377	-680.5377	0.3517	0.30087155	-646.8103	0.752299	-0.2522494
40 Facet * Tooth + Position + Genus + Cusp + (1 Specimen)	13	-705.9008	-679.9008	0.9886	0.210864297	-650.6704	0.7807762	-0.1809644
39 Facet * Tooth + Position + Genus + Side + (1 Specimen)	13	-705.5409	-679.5409	1.3485	0.176132528	-650.3104	0.7746187	-0.1850913
38 Facet * Tooth + Position + Genus + Province + (1 Specimen)	13	-704.9358	-678.9358	1.9536	0.130149717	-649.7053	0.7746919	-0.1735726
37 Facet * Tooth + Position + Genus + Age + (1 Specimen)	13	-704.9189	-678.9189	1.9705	0.129058516	-649.6885	0.7748596	-0.1866501
25 Facet * Tooth + Position + (1 Specimen)	9	-696.1351	-678.1351	2.7543	0.345189257	-657.8986	0.7921074	-0.1870565
25 Facet * Tooth + Position + (1 Specimen)	9	-696.1351	-678.1351	2.7543	0.09050237	-657.8986	0.7921074	-0.1870565
27 Facet * Tooth + Cusp + (1 Specimen)	10	-697.9344	-677.9344	2.955	0.312240831	-655.4495	0.7941423	-0.1544636
34 Facet * Tooth + Position + Cusp + (1 Specimen)	10	-697.9344	-677.9344	2.955	0.08186389	-655.4495	0.7941423	-0.1544636
32 Facet * Tooth + Position + Province + (1 Specimen)	10	-697.3823	-677.3823	3.5071	0.06211641	-654.8974	0.7909638	-0.209283
33 Facet * Tooth + Position + Side + (1 Specimen)	10	-696.5388	-676.5388	4.3506	0.04074121	-654.0539	0.7922966	-0.2257354
31 Facet * Tooth + Position + Age + (1 Specimen)	10	-696.4008	-676.4008	4.4886	0.03802499	-653.9159	0.7921385	-0.1862027
20 Facet * Tooth + (1 Specimen)	8	-692.1223	-676.1223	4.7671	0.69804868	-658.1343	0.8030111	-0.2559251
30 Facet * Tooth + Position + Locality + (1 Specimen)	15	-705.7274	-675.7274	5.162	0.02715472	-642	0.7786392	-0.4820995
24 Facet * Tooth + Province + (1 Specimen)	9	-692.6157	-674.6157	6.2737	0.059406582	-654.3792	0.8034137	-0.27973
26 Facet * Tooth + Side + (1 Specimen)	9	-692.3941	-674.3941	6.4953	0.053175666	-654.1576	0.8030504	-0.2595179
23 Facet * Tooth + Age + (1 Specimen)	9	-692.305	-674.305	6.5844	0.050857733	-654.0685	0.8028147	-0.2567307
21 Facet * Tooth + Genus + (1 Specimen)	11	-695.8681	-673.8681	7.0213	0.04087755	-649.1346	0.7983311	-0.3179985
36 Facet * Tooth + Position + Genus + Locality + (1 Specimen)	18	-709.3845	-673.3845	7.5049	0.008109595	-632.9116	0.7616493	-0.5083802
15 Facet + Tooth + (1 Specimen)	6	-684.3899	-672.3899	8.4995	0.107995278	-658.8989	0.7248925	-0.2328896
22 Facet * Tooth + Locality + (1 Specimen)	14	-699.3473	-671.3473	9.5421	0.011590616	-639.8684	0.7885989	-0.7394325
18 Facet + Cusp + (1 Specimen)	6	-683.0161	-671.0161	9.8733	0.054337805	-657.5252	0.6935752	-0.0721306
16 Facet + Position + (1 Specimen)	5	-680.0182	-670.0182	10.8712	0.032990862	-658.7757	0.7082006	-0.1627966
10 Facet + (1 Specimen)	4	-677.9682	-669.9682	10.9212	0.31415114	-660.9742	0.7169289	-0.1657559
6 Tooth + (1 Specimen)	5	-679.7603	-669.7603	11.1291	0.28313662	-658.5179	0.6661355	-0.2324735
14 Facet + Province + (1 Specimen)	5	-679.6008	-669.6008	11.2886	0.026777387	-658.3583	0.7197223	-0.1724059
11 Facet + Genus + (1 Specimen)	7	-682.3884	-668.3884	12.501	0.014604487	-652.6489	0.7088177	-0.1865821
13 Facet + Age + (1 Specimen)	5	-678.311	-668.311	12.5784	0.014050395	-657.0685	0.7159495	-0.1802593
17 Facet + Side + (1 Specimen)	5	-677.9997	-667.9997	12.8897	0.012024903	-656.7572	0.717201	-0.1739466
9 Cusp + (1 Specimen)	5	-677.2493	-667.2493	13.6401	0.08067287	-656.0068	0.6150384	-0.1074475
5 Province + (1 Specimen)	4	-675.0376	-667.0376	13.8518	0.07257105	-658.0436	0.6557318	-0.1853978
1 (1 Specimen)	3	-672.9613	-666.9613	13.9281	0.06985439	-660.2158	0.6504532	-0.1858861
7 Position + (1 Specimen)	4	-674.9447	-666.9447	13.9447	0.06927774	-657.9507	0.6391837	-0.1701112
12 Facet + Locality + (1 Specimen)	10	-685.7317	-665.7317	15.1577	0.003868937	-643.2467	0.6888295	-0.4179209
2 Genus + (1 Specimen)	6	-677.6635	-665.6635	15.2259	0.03650776	-652.1726	0.6409183	-0.234478
4 Age + (1 Specimen)	4	-673.4275	-665.4275	15.4619	0.03244317	-656.4335	0.6489746	-0.2016044
19 Facet * Genus + (1 Specimen)	10	-685.3038	-665.3038	15.5856	0.003123732	-642.8188	0.7555674	-0.4347533
8 Side + (1 Specimen)	4	-673.0176	-665.0176	15.8718	0.02643173	-656.0236	0.6510269	-0.1951712
28 Facet * Tooth * Genus + (1 Specimen)	19	-702.9978	-664.9978	15.8916	0.000484538	-622.2764	0.8292151	-0.801039
3 Locality + (1 Specimen)	9	-681.8784	-663.8784	17.011	0.01495354	-643.6419	0.6136089	-0.41544

Ranking of all models by BIC

Model	nPar	D	AIC	ΔAIC	w.aic	bic	r2	crv2
10 Facet + (1 Specimen)	4	-677.9682	-669.9682	0	0.31415114	-660.9742	0.7169289	-0.1657559
1 (1 Specimen)	3	-672.9613	-666.9613	3.0069	0.06985439	-660.2158	0.6504532	-0.1858861
15 Facet + Tooth + (1 Specimen)	6	-684.3899	-672.3899	-2.4217	0.107995278	-658.8989	0.7248925	-0.2328896
16 Facet + Position + (1 Specimen)	5	-680.0182	-670.0182	-0.05	0.032990862	-658.7757	0.7082006	-0.1627966
6 Tooth + (1 Specimen)	5	-679.7603	-669.7603	0.2079	0.28313662	-658.5179	0.6661355	-0.2324735
14 Facet + Province + (1 Specimen)	5	-679.6008	-669.6008	0.3674	0.026777387	-658.3583	0.7197223	-0.1724059
20 Facet * Tooth + (1 Specimen)	8	-692.1223	-676.1223	-6.1541	0.69804868	-658.1343	0.8030111	-0.2559251
5 Province + (1 Specimen)	4	-675.0376	-667.0376	2.9306	0.07257105	-658.0436	0.6557318	-0.1853978
7 Position + (1 Specimen)	4	-674.9447	-666.9447	3.0235	0.06927774	-657.9507	0.6391837	-0.1701112
25 Facet * Tooth + Position + (1 Specimen)	9	-696.1351	-678.1351	-8.1669	0.345189257	-657.8986	0.7921074	-0.1870565
25 Facet * Tooth + Position + (1 Specimen)	9	-696.1351	-678.1351	-8.1669	0.09050237	-657.8986	0.7921074	-0.1870565
18 Facet + Cusp + (1 Specimen)	6	-683.0161	-671.0161	-1.0479	0.054337805	-657.5252	0.6935752	-0.0721306
13 Facet + Age + (1 Specimen)	5	-678.311	-668.311	1.6572	0.014050395	-657.0685	0.7159495	-0.1802593
17 Facet + Side + (1 Specimen)	5	-677.9997	-667.9997	1.9685	0.012024903	-656.7572	0.717201	-0.1739466
4 Age + (1 Specimen)	4	-673.4275	-665.4275	4.5407	0.03244317	-656.4335	0.6489746	-0.2016044
8 Side + (1 Specimen)	4	-673.0176	-665.0176	4.9506	0.02643173	-656.0236	0.6510269	-0.1951712
9 Cusp + (1 Specimen)	5	-677.2493	-667.2493	2.7189	0.08067287	-656.0068	0.6150384	-0.1074475
27 Facet * Tooth + Cusp + (1 Specimen)	10	-697.9344	-677.9344	-7.9662	0.312240831	-655.4495	0.7941423	-0.1544636
34 Facet * Tooth + Position + Cusp + (1 Specimen)	10	-697.9344	-677.9344	-7.9662	0.08186389	-655.4495	0.7941423	-0.1544636
32 Facet * Tooth + Position + Province + (1 Specimen)	10	-697.3823	-677.3823	-7.4141	0.06211641	-654.8974	0.7909638	-0.209283
24 Facet * Tooth + Province + (1 Specimen)	9	-692.6157	-674.6157	-4.6475	0.059406582	-654.3792	0.8034137	-0.27973
26 Facet * Tooth + Side + (1 Specimen)	9	-692.3941	-674.3941	-4.4259	0.053175666	-654.1576	0.8030504	-0.2595179
23 Facet * Tooth + Age + (1 Specimen)	9	-692.305	-674.305	-4.3368	0.050857733	-654.0685	0.8028147	-0.2567307
33 Facet * Tooth + Position + Side + (1 Specimen)	10	-696.5388	-676.5388	-6.5706	0.04074121	-654.0539	0.7922966	-0.2257354
31 Facet * Tooth + Position + Age + (1 Specimen)	10	-696.4008	-676.4008	-6.4326	0.03802499	-653.9159	0.7921385	-0.1862027
29 Facet * Tooth + Position + Genus + (1 Specimen)	12	-704.8894	-680.8894	-10.9212	0.35872486	-653.9075	0.7746465	-0.1677195
11 Facet + Genus + (1 Specimen)	7	-682.3884	-668.3884	1.5798	0.014604487	-652.6489	0.7088177	-0.1865821
2 Genus + (1 Specimen)	6	-677.6635	-665.6635	4.3047	0.03650776	-652.1726	0.6409183	-0.234478
40 Facet * Tooth + Position + Genus + Cusp + (1 Specimen)	13	-705.9008	-679.9008	-9.9326	0.210864297	-650.6704	0.7807762	-0.1809644

39	Facet * Tooth + Position + Genus + Side + (1 Specimen)	13	-705.5409	-679.5409	-9.5727	0.176132528	-650.3104	0.7746187	-0.1850913
38	Facet * Tooth + Position + Genus + Province + (1 Specimen)	13	-704.9358	-678.9358	-8.9676	0.130149717	-649.7053	0.7746919	-0.1735726
37	Facet * Tooth + Position + Genus + Age + (1 Specimen)	13	-704.9189	-678.9189	-8.9507	0.129058516	-649.6885	0.7748596	-0.1866501
21	Facet * Tooth + Genus + (1 Specimen)	11	-695.8681	-673.8681	-3.8999	0.04087755	-649.1346	0.7983311	-0.3179985
35	Facet * Tooth + Position * Genus + (1 Specimen)	15	-710.5377	-680.5377	-10.5695	0.30087155	-646.8103	0.752299	-0.2522494
3	Locality + (1 Specimen)	9	-681.8784	-663.8784	6.0898	0.01495354	-643.6419	0.6136089	-0.41544
12	Facet + Locality + (1 Specimen)	10	-685.7317	-665.7317	4.2365	0.003868937	-643.2467	0.6888295	-0.4179209
19	Facet * Genus + (1 Specimen)	10	-685.3038	-665.3038	4.6644	0.003123732	-642.8188	0.7555674	-0.4347533
30	Facet * Tooth + Position + Locality + (1 Specimen)	15	-705.7274	-675.7274	-5.7592	0.02715472	-642	0.7786392	-0.4820995
22	Facet * Tooth + Locality + (1 Specimen)	14	-699.3473	-671.3473	-1.3791	0.011590616	-639.8684	0.7885989	-0.7394325
36	Facet * Tooth + Position + Genus + Locality + (1 Specimen)	18	-709.3845	-673.3845	-3.4163	0.008109595	-632.9116	0.7616493	-0.5083802
28	Facet * Tooth * Genus + (1 Specimen)	19	-702.9978	-664.9978	4.9704	0.000484538	-622.2764	0.8292151	-0.801039

GLMM Complexity

Bottom-up approach for model selection

SET 1

model	nPar	D	aic	d.aic	w.aic	bic	R2	cv.R2	
10	Facet + (1 Specimen)	4	179.9106	187.9106	0	0.87678379	196.9046	0.5609396	0.00183364
8	Side + (1 Specimen)	4	185.4619	193.4619	5.551272	0.05463224	202.4558	0.2925542	-0.15687684
1	(1 Specimen)	3	189.588	195.588	7.677368	0.01887006	202.3334	0.2756068	-0.17656736
7	Position + (1 Specimen)	4	188.4269	196.4269	8.516354	0.0124048	205.4209	0.289098	-0.1467839
5	Province + (1 Specimen)	4	188.4901	196.4901	8.57954	0.01201902	205.4841	0.2847493	-0.15539439
4	Age + (1 Specimen)	4	188.9402	196.9402	9.029607	0.00959706	205.9342	0.2798172	-0.19547345
6	Tooth + (1 Specimen)	5	187.6707	197.6707	9.760087	0.00666065	208.9132	0.2956629	-0.3008503
9	Cusp + (1 Specimen)	5	187.8301	197.8301	9.919464	0.00615047	209.0725	0.3166039	-0.15609949
2	Genus + (1 Specimen)	6	188.5667	200.5667	12.656104	0.00156551	214.0577	0.2575424	-0.33688473
3	Locality + (1 Specimen)	9	182.9133	200.9133	13.002703	0.00131641	221.1498	0.2636311	-0.24375028

SET 2

model	nPar	D	aic	d.aic	w.aic	bic	R2	cv.R2	
17	Facet + Side + (1 Specimen)	5	175.9169	185.9169	0	0.41504706	197.1594	0.564058	0.00039529
10	Facet + (1 Specimen)	4	179.9106	187.9106	1.993667	0.15317156	196.9046	0.5609396	0.00183364
16	Facet + Position + (1 Specimen)	5	178.4893	188.4893	2.572419	0.11468422	199.7318	0.5674797	0.03189492
13	Facet + Age + (1 Specimen)	5	178.8634	188.8634	2.946457	0.09512231	200.1059	0.5647521	0.01466976
14	Facet + Province + (1 Specimen)	5	179.3164	189.3164	3.399484	0.07584181	200.5589	0.5613674	0.00439174
18	Facet + Cusp + (1 Specimen)	6	178.0553	190.0553	4.138353	0.05241617	203.5463	0.5786615	0.01007371
15	Facet + Tooth + (1 Specimen)	6	178.2104	190.2104	4.293522	0.04850327	203.7014	0.5635709	-0.12018194
20	Facet * Tooth + (1 Specimen)	8	175.6465	191.6465	5.729616	0.02365522	209.6345	0.6189871	-0.10769029
11	Facet + Genus + (1 Specimen)	7	179.134	193.134	7.217035	0.01124445	208.8734	0.5523981	-0.15376605
12	Facet + Locality + (1 Specimen)	10	173.5928	193.5928	7.675847	0.0089394	216.0777	0.5491782	-0.02606815
19	Facet * Genus + (1 Specimen)	10	177.3375	197.3375	11.420554	0.00137453	219.8224	0.6077926	-0.31683375

SET 3

model	nPar	D	aic	d.aic	w.aic	bic	R2	cv.R2	
17	Facet + Side + (1 Specimen)	5	175.9169	185.9169	0	0.23082247	197.1594	0.564058	0.00039529
26	Facet + Side + Position + (1 Specimen)	6	174.1765	186.1765	0.2595345	0.20273134	199.6674	0.5697726	0.04631869
23	Facet + Side + Age + (1 Specimen)	6	175.0598	187.0598	1.1429022	0.13034669	200.5508	0.5666886	-0.00371713
28	Facet * Side + (1 Specimen)	6	175.2032	187.2032	1.2862574	0.12133073	200.6942	0.5688015	0.01166782
24	Facet + Side + Province + (1 Specimen)	6	175.689	187.689	1.7721145	0.09516304	201.18	0.5627659	0.001459963
27	Facet + Side + Cusp + (1 Specimen)	7	173.7488	187.7488	1.8319081	0.09236008	203.4883	0.5801597	0.029623097
21	Facet + Side + Genus + (1 Specimen)	8	172.8279	188.8279	2.911008	0.0538469	206.8159	0.5416511	-0.33784482
25	Facet + Side + Tooth + (1 Specimen)	7	175.1192	189.1192	3.2022773	0.04654922	204.8587	0.5619226	-0.10887323
22	Facet + Side + Locality + (1 Specimen)	11	168.2197	190.2197	4.3028012	0.02684953	214.9532	0.5368355	-0.02028245

Ranking of all models by AIC

Model	nPar	D	AIC	ΔAIC	w.aic	bic	r2	crv2	
17	Facet + Side + (1 Specimen)	5	175.9169	185.9169	0	0.41504706	197.1594	0.564058	0.000395286
26	Facet + Side + Position + (1 Specimen)	6	174.1765	186.1765	0.2596	0.20273134	199.6674	0.5697726	0.04631869
23	Facet + Side + Age + (1 Specimen)	6	175.0598	187.0598	1.1429	0.13034669	200.5508	0.5666886	-0.003717134
28	Facet * Side + (1 Specimen)	6	175.2032	187.2032	1.2863	0.12133073	200.6942	0.5688015	0.011667815
24	Facet + Side + Province + (1 Specimen)	6	175.689	187.689	1.7721	0.09516304	201.18	0.5627659	0.001459963
27	Facet + Side + Cusp + (1 Specimen)	7	173.7488	187.7488	1.8319	0.09236008	203.4883	0.5801597	0.029623097
10	Facet + (1 Specimen)	4	179.9106	187.9106	1.9937	0.876783785	196.9046	0.5609396	0.001833638
16	Facet + Position + (1 Specimen)	5	178.4893	188.4893	2.5724	0.114684223	199.7318	0.5674797	0.031894919
21	Facet + Side + Genus + (1 Specimen)	8	172.8279	188.8279	2.911	0.0538469	206.8159	0.5416511	-0.337844819
13	Facet + Age + (1 Specimen)	5	178.8634	188.8634	2.9465	0.095122306	200.1059	0.5647521	0.014669673
25	Facet + Side + Tooth + (1 Specimen)	7	175.1192	189.1192	3.2023	0.04654922	204.8587	0.5619226	-0.10887323
14	Facet + Province + (1 Specimen)	5	179.3164	189.3164	3.3995	0.075841811	200.5589	0.5613674	0.004391741
18	Facet + Cusp + (1 Specimen)	6	178.0553	190.0553	4.1384	0.052416172	203.5463	0.5786615	0.010073706
15	Facet + Tooth + (1 Specimen)	6	178.2104	190.2104	4.2935	0.048503267	203.7014	0.5635709	-0.120181938

22	Facet + Side + Locality + (1 Specimen)	11	168.2197	190.2197	4.3028	0.02684953	214.9532	0.5368355	-0.020282446
20	Facet * Tooth + (1 Specimen)	8	175.6465	191.6465	5.7296	0.023655219	209.6345	0.6189871	-0.107690294
11	Facet + Genus + (1 Specimen)	7	179.134	193.134	7.2171	0.011244449	208.8734	0.5523981	-0.153766051
8	Side + (1 Specimen)	4	185.4619	193.4619	7.545	0.054632243	202.4558	0.2925542	-0.156876842
12	Facet + Locality + (1 Specimen)	10	173.5928	193.5928	7.6759	0.008939398	216.0777	0.5491782	-0.026068146
1	(1 Specimen)	3	189.588	195.588	9.6711	0.018870062	202.3334	0.2756068	-0.176567358
7	Position + (1 Specimen)	4	188.4269	196.4269	10.51	0.012404797	205.4209	0.289098	-0.146783898
5	Province + (1 Specimen)	4	188.4901	196.4901	10.5732	0.012019019	205.4841	0.2847493	-0.155394394
4	Age + (1 Specimen)	4	188.9402	196.9402	11.0233	0.009597061	205.9342	0.2798172	-0.19547345
19	Facet * Genus + (1 Specimen)	10	177.3375	197.3375	11.4206	0.001374534	219.8224	0.6077926	-0.316833749
6	Tooth + (1 Specimen)	5	187.6707	197.6707	11.7538	0.006660648	208.9132	0.2956629	-0.300850299
9	Cusp + (1 Specimen)	5	187.8301	197.8301	11.9132	0.006150469	209.0725	0.3166039	-0.156099494
2	Genus + (1 Specimen)	6	188.5667	200.5667	14.6498	0.001565505	214.0577	0.2575424	-0.336884729
3	Locality + (1 Specimen)	9	182.9133	200.9133	14.9964	0.001316411	221.1498	0.2636311	-0.243750281

Ranking of all models by BIC

	Model	nPar	D	AIC	ΔAIC	w.aic	bic	r2	crv2
10	Facet + (1 Specimen)	4	179.9106	187.9106	0	0.876783785	196.9046	0.5609396	0.001833638
17	Facet + Side + (1 Specimen)	5	175.9169	185.9169	-1.9937	0.41504706	197.1594	0.564058	0.000395286
26	Facet + Side + Position + (1 Specimen)	6	174.1765	186.1765	-1.7341	0.20273134	199.6674	0.5697726	0.04631869
16	Facet + Position + (1 Specimen)	5	178.4893	188.4893	0.5787	0.114684223	199.7318	0.5674797	0.031894919
13	Facet + Age + (1 Specimen)	5	178.8634	188.8634	0.9528	0.095122306	200.1059	0.5647521	0.014669673
23	Facet + Side + Age + (1 Specimen)	6	175.0598	187.0598	-0.8508	0.130346669	200.5508	0.5666886	-0.003717134
14	Facet + Province + (1 Specimen)	5	179.3164	189.3164	1.4058	0.075841811	200.5589	0.5613674	0.004391741
28	Facet * Side + (1 Specimen)	6	175.2032	187.2032	-0.7074	0.12133073	200.6942	0.5688015	0.011667815
24	Facet + Side + Province + (1 Specimen)	6	175.689	187.689	-0.2216	0.09516304	201.18	0.5627659	0.001459963
1	(1 Specimen)	3	189.588	195.588	7.6774	0.018870062	202.3334	0.2756068	-0.176567358
8	Side + (1 Specimen)	4	185.4619	193.4619	5.5513	0.054632243	202.4558	0.2925542	-0.156876842
27	Facet + Side + Cusp + (1 Specimen)	7	173.7488	187.7488	-0.1618	0.09236008	203.4883	0.5801597	0.029623097
18	Facet + Cusp + (1 Specimen)	6	178.0553	190.0553	2.1447	0.052416172	203.5463	0.5786615	0.010073706
15	Facet + Tooth + (1 Specimen)	6	178.2104	190.2104	2.2998	0.048503267	203.7014	0.5635709	-0.120181938
25	Facet + Side + Tooth + (1 Specimen)	7	175.1192	189.1192	1.2086	0.04654922	204.8587	0.5619226	-0.10887323
7	Position + (1 Specimen)	4	188.4269	196.4269	8.5163	0.012404797	205.4209	0.289098	-0.146783898
5	Province + (1 Specimen)	4	188.4901	196.4901	8.5795	0.012019019	205.4841	0.2847493	-0.155394394
4	Age + (1 Specimen)	4	188.9402	196.9402	9.0296	0.009597061	205.9342	0.2798172	-0.19547345
21	Facet + Side + Genus + (1 Specimen)	8	172.8279	188.8279	0.9173	0.0538469	206.8159	0.5416511	-0.337844819
11	Facet + Genus + (1 Specimen)	7	179.134	193.134	5.2234	0.011244449	208.8734	0.5523981	-0.153766051
6	Tooth + (1 Specimen)	5	187.6707	197.6707	9.7601	0.006660648	208.9132	0.2956629	-0.300850299
9	Cusp + (1 Specimen)	5	187.8301	197.8301	9.9195	0.006150469	209.0725	0.3166039	-0.156099494
20	Facet * Tooth + (1 Specimen)	8	175.6465	191.6465	3.7359	0.023655219	209.6345	0.6189871	-0.107690294
2	Genus + (1 Specimen)	6	188.5667	200.5667	12.6561	0.001565505	214.0577	0.2575424	-0.336884729
22	Facet + Side + Locality + (1 Specimen)	11	168.2197	190.2197	2.3091	0.02684953	214.9532	0.5368355	-0.020282446
12	Facet + Locality + (1 Specimen)	10	173.5928	193.5928	5.6822	0.008939398	216.0777	0.5491782	-0.026068146
19	Facet * Genus + (1 Specimen)	10	177.3375	197.3375	9.4269	0.001374534	219.8224	0.6077926	-0.316833749
3	Locality + (1 Specimen)	9	182.9133	200.9133	13.0027	0.001316411	221.1498	0.2636311	-0.243750281

GLMM FTfv

Bottom-up approach for model selection

SET 1

	model	nPar	D	aic	d.aic	w.aic	bic	R2	cv.R2
10	Facet + (1 Specimen)	4	1594.718	1602.718	0	0.71497903	1611.712	0.3282245	0.03427861
9	Cusp + (1 Specimen)	5	1596.789	1606.789	4.070305	0.09341955	1618.031	0.07550246	-0.02098141
7	Position + (1 Specimen)	4	1599.785	1607.785	5.066836	0.05676019	1616.779	0.07331006	-0.04949746
1	(1 Specimen)	3	1602.212	1608.212	5.494029	0.04584375	1614.958	0.11632573	-0.03541571
4	Age + (1 Specimen)	4	1600.353	1608.353	5.63488	0.04272624	1617.347	0.07055046	-0.02940672
5	Province + (1 Specimen)	4	1602.116	1610.116	7.398024	0.01769427	1619.11	0.13168005	-0.0518552
8	Side + (1 Specimen)	4	1602.205	1610.205	7.486319	0.01693011	1619.199	0.11640032	-0.1097383
6	Tooth + (1 Specimen)	5	1601.493	1611.493	8.774725	0.00888968	1622.736	0.09142527	-0.06552388
2	Genus + (1 Specimen)	6	1601.969	1613.969	11.250814	0.00257757	1627.46	0.07886869	-0.19244462
3	Locality + (1 Specimen)	9	1601.297	1619.297	16.578344	0.00017962	1639.533	0.11286898	-0.3511821

SET 2

	model	nPar	D	aic	d.aic	w.aic	bic	R2	cv.R2
18	Facet + Cusp + (1 Specimen)	6	1589.552	1601.552	0	0.22422739	1615.043	0.2472313	0.01315291
11	Facet * Tooth + (1 Specimen)	8	1585.969	1601.969	0.4162087	0.18210007	1619.957	0.5315755	0.05007402
16	Facet + Position + (1 Specimen)	5	1592.023	1602.023	0.4706382	0.17721109	1613.266	0.2946061	0.03255427
13	Facet + Age + (1 Specimen)	5	1592.288	1602.288	0.7357013	0.15521481	1613.531	0.2928547	0.05581638

1
2
3
4
5
6
7
8
9
10
11
12
13
14
15
16
17
18
19
20
21
22
23
24
25
26
27
28
29
30
31
32
33
34
35
36
37
38
39
40
41
42
43
44
45
46
47
48
49
50
51
52
53
54
55
56
57
58
59
60

10	Facet + (1 Specimen)	4	1594.718	1602.718	1.165964	0.12517073	1611.712	0.3282245	0.03427861
14	Facet + Province + (1 Specimen)	5	1594.715	1604.715	3.1622307	0.04613378	1615.957	0.3302523	0.02073896
17	Facet + Side + (1 Specimen)	5	1594.718	1604.718	3.1658349	0.04605071	1615.961	0.3282322	-0.06395297
15	Facet + Tooth + (1 Specimen)	6	1593.318	1605.318	3.7661064	0.03411058	1618.809	0.305065	0.01489904
11	Facet + Genus + (1 Specimen)	7	1594.347	1608.347	6.7944947	0.00750383	1624.086	0.3046343	-0.10305343
19	Facet * Genus + (1 Specimen)	10	1591.292	1611.292	9.7395917	0.00172093	1633.777	0.3203135	-0.21368225
12	Facet + Locality + (1 Specimen)	10	1593.551	1613.551	11.9990064	0.00055608	1636.036	0.3237868	-0.23923576

SET 3

model	nPar	D	aic	d.aic	w.aic	bic	R2	cv.R2	
22	Facet + Cusp + Age + (1 Specimen)	7	1587.208	1601.208	0	0.28107624	1616.948	0.1937563	0.02355286
18	Facet + Cusp + (1 Specimen)	6	1589.552	1601.552	0.3442341	0.23663264	1615.043	0.2472313	0.01315291
25	Facet + Cusp + Position + (1 Specimen)	6	1589.552	1601.552	0.3442341	0.23663264	1615.043	0.2472313	0.01315291
23	Facet + Cusp + Province + (1 Specimen)	7	1589.201	1603.201	1.992403	0.10379569	1618.94	0.268134	0.0092068
26	Facet + Cusp + Side + (1 Specimen)	7	1589.546	1603.546	2.3383424	0.08730911	1619.286	0.246513	-0.06414247
24	Facet + Cusp + Tooth + (1 Specimen)	8	1589.202	1605.202	3.9942354	0.03814933	1623.19	0.2412199	-0.04659754
20	Facet + Cusp + Genus + (1 Specimen)	9	1589.049	1607.049	5.8404981	0.0151557	1627.285	0.2655354	-0.09268046
21	Facet + Cusp + Locality + (1 Specimen)	12	1588.041	1612.041	10.833133	0.00124865	1639.023	0.2752093	-0.24623603

SET 4

model	nPar	D	aic	d.aic	w.aic	bic	R2	cv.R2	
22	Facet + Cusp + Age + (1 Specimen)	7	1587.208	1601.208	0	0.33435095	1616.948	0.1937563	0.02355286
31	Facet + Cusp + Age + Position + (1 Specimen)	7	1587.208	1601.208	0	0.33435095	1616.948	0.1937563	0.02355286
29	Facet + Cusp + Age + Province + (1 Specimen)	8	1587.186	1603.186	1.977798	0.12437391	1621.174	0.194012	0.0081149
32	Facet + Cusp + Age + Side + (1 Specimen)	8	1587.208	1603.208	1.999984	0.12300183	1621.196	0.1937565	-0.05450297
30	Facet + Cusp + Age + Tooth + (1 Specimen)	9	1586.74	1604.74	3.53158	0.05719126	1624.976	0.1991334	-0.02820617
27	Facet + Cusp + Age + Genus + (1 Specimen)	10	1586.627	1606.627	5.419206	0.02225548	1629.112	0.2304834	-0.07646253
28	Facet + Cusp + Age + Locality + (1 Specimen)	13	1583.835	1609.835	8.627092	0.00447562	1639.066	0.2316836	-0.18514466

SET 5

model	nPar	D	aic	d.aic	w.aic	bic	R2	cv.R2	
31	Facet + Cusp + Age + Position + (1 Specimen)	7	1587.208	1601.208	0	0.50229314	1616.948	0.1937563	0.02355286
35	Facet + Cusp + Age + Position + Province + (1 Specimen)	8	1587.186	1603.186	1.977798	0.18684607	1621.174	0.194012	0.0081149
37	Facet + Cusp + Age + Position + Side + (1 Specimen)	8	1587.208	1603.208	1.999984	0.1847848	1621.196	0.1937565	-0.05450297
36	Facet + Cusp + Age + Position + Tooth + (1 Specimen)	9	1586.74	1604.74	3.53158	0.08591804	1624.976	0.1991334	-0.02820617
33	Facet + Cusp + Age + Position + Genus + (1 Specimen)	10	1586.627	1606.627	5.419206	0.03343425	1629.112	0.2304834	-0.07646253
34	Facet + Cusp + Age + Position + Locality + (1 Specimen)	13	1583.835	1609.835	8.627092	0.0067237	1639.066	0.2316836	-0.18514466

Ranking of all models by AIC

Model	nPar	D	AIC	ΔAIC	w.aic	bic	r2	crv2	
22	Facet + Cusp + Age + (1 Specimen)	7	1587.208	1601.208	0	0.28107624	1616.948	0.1937563	0.02355286
31	Facet + Cusp + Age + Position + (1 Specimen)	7	1587.208	1601.208	0	0.33435095	1616.948	0.1937563	0.02355286
18	Facet + Cusp + (1 Specimen)	6	1589.552	1601.552	0.344	0.22422739	1615.043	0.2472313	0.01315291
25	Facet + Cusp + Position + (1 Specimen)	6	1589.552	1601.552	0.344	0.23663264	1615.043	0.2472313	0.01315291
11	Facet * Tooth + (1 Specimen)	8	1585.969	1601.969	0.761	0.18210007	1619.957	0.5315755	0.05007402
16	Facet + Position + (1 Specimen)	5	1592.023	1602.023	0.815	0.17721109	1613.266	0.2946061	0.03255427
13	Facet + Age + (1 Specimen)	5	1592.288	1602.288	1.08	0.15521481	1613.531	0.2928547	0.05581638
10	Facet + (1 Specimen)	4	1594.718	1602.718	1.51	0.71497903	1611.712	0.3282245	0.03427861
29	Facet + Cusp + Age + Province + (1 Specimen)	8	1587.186	1603.186	1.978	0.12437391	1621.174	0.194012	0.0081149
35	Facet + Cusp + Age + Position + Province + (1 Specimen)	8	1587.186	1603.186	1.978	0.18684607	1621.174	0.194012	0.0081149
23	Facet + Cusp + Province + (1 Specimen)	7	1589.201	1603.201	1.993	0.10379569	1618.94	0.268134	0.0092068
32	Facet + Cusp + Age + Side + (1 Specimen)	8	1587.208	1603.208	2	0.12300183	1621.196	0.1937565	-0.05450297
37	Facet + Cusp + Age + Position + Side + (1 Specimen)	8	1587.208	1603.208	2	0.1847848	1621.196	0.1937565	-0.05450297
26	Facet + Cusp + Side + (1 Specimen)	7	1589.546	1603.546	2.338	0.08730911	1619.286	0.246513	-0.06414247
14	Facet + Province + (1 Specimen)	5	1594.715	1604.715	3.507	0.04613378	1615.957	0.3302523	0.02073896
17	Facet + Side + (1 Specimen)	5	1594.718	1604.718	3.51	0.04605071	1615.961	0.3282322	-0.06395297
30	Facet + Cusp + Age + Tooth + (1 Specimen)	9	1586.74	1604.74	3.532	0.05719126	1624.976	0.1991334	-0.02820617
36	Facet + Cusp + Age + Position + Tooth + (1 Specimen)	9	1586.74	1604.74	3.532	0.08591804	1624.976	0.1991334	-0.02820617
24	Facet + Cusp + Tooth + (1 Specimen)	8	1589.202	1605.202	3.994	0.03814933	1623.19	0.2412199	-0.04659754
15	Facet + Tooth + (1 Specimen)	6	1593.318	1605.318	4.11	0.03411058	1618.809	0.305065	0.01489904
27	Facet + Cusp + Age + Genus + (1 Specimen)	10	1586.627	1606.627	5.419	0.02225548	1629.112	0.2304834	-0.07646253
33	Facet + Cusp + Age + Position + Genus + (1 Specimen)	10	1586.627	1606.627	5.419	0.03343425	1629.112	0.2304834	-0.07646253
9	Cusp + (1 Specimen)	5	1596.789	1606.789	5.581	0.09341955	1618.031	0.07550246	-0.02098141
20	Facet + Cusp + Genus + (1 Specimen)	9	1589.049	1607.049	5.841	0.0151557	1627.285	0.2655354	-0.09268046
7	Position + (1 Specimen)	4	1599.785	1607.785	6.577	0.05676019	1616.779	0.07331006	-0.04949746
1	(1 Specimen)	3	1602.212	1608.212	7.004	0.04584375	1614.958	0.11632573	-0.03541571
11	Facet + Genus + (1 Specimen)	7	1594.347	1608.347	7.139	0.00750383	1624.086	0.3046343	-0.10305343
4	Age + (1 Specimen)	4	1600.353	1608.353	7.145	0.04272624	1617.347	0.07055046	-0.02940672

1

2

3	28	Facet + Cusp + Age + Locality + (1 Specimen)	13	1583.835	1609.835	8.627	0.00447562	1639.066	0.2316836	-0.18514466
4	34	Facet + Cusp + Age + Position + Locality + (1 Specimen)	13	1583.835	1609.835	8.627	0.0067237	1639.066	0.2316836	-0.18514466
5	5	Province + (1 Specimen)	4	1602.116	1610.116	8.908	0.01769427	1619.11	0.13168005	-0.0518552
6	8	Side + (1 Specimen)	4	1602.205	1610.205	8.997	0.01693011	1619.199	0.11640032	-0.1097383
7	19	Facet * Genus + (1 Specimen)	10	1591.292	1611.292	10.084	0.00172093	1633.777	0.3203135	-0.21368225
8	6	Tooth + (1 Specimen)	5	1601.493	1611.493	10.285	0.00888968	1622.736	0.09142527	-0.06552388
9	21	Facet + Cusp + Locality + (1 Specimen)	12	1588.041	1612.041	10.833	0.00124865	1639.023	0.2752093	-0.24623603
10	12	Facet + Locality + (1 Specimen)	10	1593.551	1613.551	12.343	0.00055608	1636.036	0.3237868	-0.23923576
11	2	Genus + (1 Specimen)	6	1601.969	1613.969	12.761	0.00257757	1627.46	0.07886869	-0.19244462
12	3	Locality + (1 Specimen)	9	1601.297	1619.297	18.089	0.00017962	1639.533	0.11286898	-0.3511821

Ranking of all models by BIC

	Model	nPar	D	AIC	ΔAIC	w.aic	bic	r2	crv2	
13	10	Facet + (1 Specimen)	4	1594.718	1602.718	0	0.71497903	1611.712	0.3282245	0.03427861
14	16	Facet + Position + (1 Specimen)	5	1592.023	1602.023	-0.695	0.17721109	1613.266	0.2946061	0.03255427
15	13	Facet + Age + (1 Specimen)	5	1592.288	1602.288	-0.43	0.15521481	1613.531	0.2928547	0.05581638
16	1	(1 Specimen)	3	1602.212	1608.212	5.494	0.04584375	1614.958	0.11632573	-0.03541571
17	18	Facet + Cusp + (1 Specimen)	6	1589.552	1601.552	-1.166	0.22422739	1615.043	0.2472313	0.01315291
18	25	Facet + Cusp + Position + (1 Specimen)	6	1589.552	1601.552	-1.166	0.23663264	1615.043	0.2472313	0.01315291
19	14	Facet + Province + (1 Specimen)	5	1594.715	1604.715	1.997	0.04613378	1615.957	0.3302523	0.02073896
20	17	Facet + Side + (1 Specimen)	5	1594.718	1604.718	2	0.04605071	1615.961	0.3282322	-0.06395297
21	7	Position + (1 Specimen)	4	1599.785	1607.785	5.067	0.05676019	1616.779	0.07331006	-0.04949746
22	22	Facet + Cusp + Age + (1 Specimen)	7	1587.208	1601.208	-1.51	0.28107624	1616.948	0.1937563	0.02355286
23	31	Facet + Cusp + Age + Position + (1 Specimen)	7	1587.208	1601.208	-1.51	0.33435095	1616.948	0.1937563	0.02355286
24	4	Age + (1 Specimen)	4	1600.353	1608.353	5.635	0.04272624	1617.347	0.07055046	-0.02940672
25	9	Cusp + (1 Specimen)	5	1589.789	1606.789	4.071	0.09341955	1618.031	0.07550246	-0.02098141
26	15	Facet + Tooth + (1 Specimen)	6	1593.318	1605.318	2.6	0.03411058	1618.809	0.305065	0.01489904
27	23	Facet + Cusp + Province + (1 Specimen)	7	1589.201	1603.201	0.483	0.10379569	1618.94	0.268134	0.0092068
28	5	Province + (1 Specimen)	4	1602.116	1610.116	7.398	0.01769427	1619.11	0.13168005	-0.0518552
29	8	Side + (1 Specimen)	4	1602.205	1610.205	7.487	0.01693011	1619.199	0.11640032	-0.1097383
30	26	Facet + Cusp + Side + (1 Specimen)	7	1589.546	1603.546	0.828	0.08730911	1619.286	0.246513	-0.06414247
31	11	Facet * Tooth + (1 Specimen)	8	1585.969	1601.969	-0.749	0.18210007	1619.957	0.5315755	0.05007402
32	29	Facet + Cusp + Age + Province + (1 Specimen)	8	1587.186	1603.186	0.468	0.12437391	1621.174	0.194012	0.0081149
33	35	Facet + Cusp + Age + Position + Province + (1 Specimen)	8	1587.186	1603.186	0.468	0.18684607	1621.174	0.194012	0.0081149
34	32	Facet + Cusp + Age + Side + (1 Specimen)	8	1587.208	1603.208	0.49	0.12300183	1621.196	0.1937565	-0.05450297
35	37	Facet + Cusp + Age + Position + Side + (1 Specimen)	8	1587.208	1603.208	0.49	0.1847848	1621.196	0.1937565	-0.05450297
36	6	Tooth + (1 Specimen)	5	1601.493	1611.493	8.775	0.00888968	1622.736	0.09142527	-0.06552388
37	24	Facet + Cusp + Tooth + (1 Specimen)	8	1589.202	1605.202	2.484	0.03814933	1623.19	0.2412199	-0.04659754
38	11	Facet + Genus + (1 Specimen)	7	1594.347	1608.347	5.629	0.00750383	1624.086	0.3046343	-0.10305343
39	30	Facet + Cusp + Age + Tooth + (1 Specimen)	9	1586.74	1604.74	2.022	0.05719126	1624.976	0.1991334	-0.02820617
40	36	Facet + Cusp + Age + Position + Tooth + (1 Specimen)	9	1586.74	1604.74	2.022	0.08591804	1624.976	0.1991334	-0.02820617
41	20	Facet + Cusp + Genus + (1 Specimen)	9	1589.049	1607.049	4.331	0.0151557	1627.285	0.2655354	-0.09268046
42	2	Genus + (1 Specimen)	6	1601.969	1613.969	11.251	0.00257757	1627.46	0.07886869	-0.19244462
43	27	Facet + Cusp + Age + Genus + (1 Specimen)	10	1586.627	1606.627	3.909	0.02225548	1629.112	0.2304834	-0.07646253
44	33	Facet + Cusp + Age + Position + Genus + (1 Specimen)	10	1586.627	1606.627	3.909	0.03343425	1629.112	0.2304834	-0.07646253
45	19	Facet * Genus + (1 Specimen)	10	1591.292	1611.292	8.574	0.00172093	1633.777	0.3203135	-0.21368225
46	12	Facet + Locality + (1 Specimen)	10	1593.551	1613.551	10.833	0.00055608	1636.036	0.3237868	-0.23923576
47	21	Facet + Cusp + Locality + (1 Specimen)	12	1588.041	1612.041	9.323	0.00124865	1639.023	0.2752093	-0.24623603
48	28	Facet + Cusp + Age + Locality + (1 Specimen)	13	1583.835	1609.835	7.117	0.00447562	1639.066	0.2316836	-0.18514466
49	34	Facet + Cusp + Age + Position + Locality + (1 Specimen)	13	1583.835	1609.835	7.117	0.0067237	1639.066	0.2316836	-0.18514466
50	3	Locality + (1 Specimen)	9	1601.297	1619.297	16.579	0.00017962	1639.533	0.11286898	-0.3511821

GLMM HASfc9**Bottom-up approach for model selection****SET 1**

	model	nPar	D	aic	d.aic	w.aic	bic	R2	cv.R2	
49	5	Province + (1 Specimen)	4	-33.32655	-25.32655	0	0.52415229	-16.332566	6.86E-02	-0.10268085
50	4	Age + (1 Specimen)	4	-30.50412	-22.50412	2.822423	0.1278133	-13.510142	3.03E-02	-0.17617827
51	1	(1 Specimen)	3	-28.34909	-22.34909	2.977453	0.11828013	-15.603608	0.00E+00	-0.06396844
52	8	Side + (1 Specimen)	4	-28.70355	-20.70355	4.623001	0.05194999	-11.709564	5.05E-03	-0.08497554
53	10	Facet + (1 Specimen)	4	-28.68324	-20.68324	4.643306	0.05142524	-11.689259	4.76E-03	-0.07890955
54	7	Position + (1 Specimen)	4	-28.35351	-20.35351	4.973033	0.0436091	-11.359533	6.31E-05	-0.10927369
55	6	Tooth + (1 Specimen)	5	-29.63929	-19.63929	5.687258	0.03051301	-8.396812	1.83E-02	-0.13822512
56	9	Cusp + (1 Specimen)	5	-29.57369	-19.57369	5.752857	0.02952844	-8.331214	1.73E-02	-0.17416997
57	2	Genus + (1 Specimen)	6	-30.51618	-18.51618	6.810366	0.01740225	-5.02521	3.05E-02	-0.06585039
58	3	Locality + (1 Specimen)	9	-34.14828	-16.14828	9.178269	0.00532625	4.088179	7.95E-02	-0.38286647

SET 2

	model	nPar	D	aic	d.aic	w.aic	bic	R2	cv.R2	
59	5	Province + (1 Specimen)	4	-33.32655	-25.32655	0	0.23398295	-16.3325657	0.06863728	-0.1026808
60	16	Province + Side + (1 Specimen)	5	-34.22682	-24.22682	1.099723	0.13501514	-12.9843478	0.08053893	-0.1709669
	18	Province + Facet + (1 Specimen)	5	-34.06634	-24.06634	1.260208	0.12460441	-12.823862	0.07842851	-0.0879206

14	Province + Tooth + (1 Specimen)	6	-35.85784	-23.85784	1.46871	0.11226847	-10.3668649	0.10171488	-0.1584847
13	Province + Age + (1 Specimen)	5	-33.70616	-23.70616	1.620382	0.10406932	-12.4636884	0.07367449	-0.1768797
20	Province * Age + (1 Specimen)	5	-33.70616	-23.70616	1.620382	0.10406932	-12.4636884	0.07367449	-0.1768797
15	Province + Position + (1 Specimen)	5	-33.6813	-23.6813	1.645245	0.1027836	-12.4388255	0.07334542	-0.150427
17	Province + Cusp + (1 Specimen)	6	-34.51536	-22.51536	2.811187	0.05737763	-9.0243878	0.08432109	-0.2126831
11	Province + Genus + (1 Specimen)	7	-34.09649	-20.09649	5.230056	0.01711954	-4.357024	0.07882539	-0.1844484
19	Province * Genus + (1 Specimen)	8	-34.10727	-18.10727	7.219272	0.00633198	-0.1193127	0.07896729	-0.2248446
12	Province + Locality + (1 Specimen)	9	-34.14828	-16.14828	9.178269	0.00237765	4.0881793	0.07950664	-0.3828665

Ranking of all models by AIC

Model	nPar	D	AIC	ΔAIC	w.aic	bic	r2	crv2
5 Province + (1 Specimen)	4	-33.32655	-25.32655	0	0.52415229	-16.332566	6.86E-02	-0.10268085
16 Province + Side + (1 Specimen)	5	-34.22682	-24.22682	1.09973	0.13501514	-12.9843478	0.08053893	-0.1709669
18 Province + Facet + (1 Specimen)	5	-34.06634	-24.06634	1.26021	0.12460441	-12.823862	0.07842851	-0.0879206
14 Province + Tooth + (1 Specimen)	6	-35.85784	-23.85784	1.46871	0.11226847	-10.3668649	0.10171488	-0.1584847
13 Province + Age + (1 Specimen)	5	-33.70616	-23.70616	1.62039	0.10406932	-12.4636884	0.07367449	-0.1768797
20 Province * Age + (1 Specimen)	5	-33.70616	-23.70616	1.62039	0.10406932	-12.4636884	0.07367449	-0.1768797
15 Province + Position + (1 Specimen)	5	-33.6813	-23.6813	1.64525	0.1027836	-12.4388255	0.07334542	-0.150427
17 Province + Cusp + (1 Specimen)	6	-34.51536	-22.51536	2.81119	0.05737763	-9.0243878	0.08432109	-0.2126831
4 Age + (1 Specimen)	4	-30.50412	-22.50412	2.82243	0.1278133	-13.510142	3.03E-02	-0.17617827
1 (1 Specimen)	3	-28.34909	-22.34909	2.97746	0.11828013	-15.603608	0.00E+00	-0.06396844
8 Side + (1 Specimen)	4	-28.70355	-20.70355	4.623	0.05194999	-11.709564	5.05E-03	-0.08497554
10 Facet + (1 Specimen)	4	-28.68324	-20.68324	4.64331	0.05142524	-11.689259	4.76E-03	-0.07890955
7 Position + (1 Specimen)	4	-28.35351	-20.35351	4.97304	0.0436091	-11.359533	6.31E-05	-0.10927369
11 Province + Genus + (1 Specimen)	7	-34.09649	-20.09649	5.23006	0.01711954	-4.357024	0.07882539	-0.1844484
6 Tooth + (1 Specimen)	5	-29.63929	-19.63929	5.68726	0.03051301	-8.396812	1.83E-02	-0.13822512
9 Cusp + (1 Specimen)	5	-29.57369	-19.57369	5.75286	0.02952844	-8.331214	1.73E-02	-0.17416997
2 Genus + (1 Specimen)	6	-30.51618	-18.51618	6.81037	0.01740225	-5.02521	3.05E-02	-0.06585039
19 Province * Genus + (1 Specimen)	8	-34.10727	-18.10727	7.21928	0.00633198	-0.1193127	0.07896729	-0.2248446
3 Locality + (1 Specimen)	9	-34.14828	-16.14828	9.17827	0.00532625	4.088179	7.95E-02	-0.38286647
12 Province + Locality + (1 Specimen)	9	-34.14828	-16.14828	9.17827	0.00237765	4.0881793	0.07950664	-0.3828665

Ranking of all models by BIC

Model	nPar	D	AIC	ΔAIC	w.aic	bic	r2	crv2
5 Province + (1 Specimen)	4	-33.32655	-25.32655	0	0.52415229	-16.332566	6.86E-02	-0.10268085
16 Province + Side + (1 Specimen)	5	-34.22682	-24.22682	1.09973	0.13501514	-12.9843478	0.08053893	-0.1709669
18 Province + Facet + (1 Specimen)	5	-34.06634	-24.06634	1.26021	0.12460441	-12.823862	0.07842851	-0.0879206
14 Province + Tooth + (1 Specimen)	6	-35.85784	-23.85784	1.46871	0.11226847	-10.3668649	0.10171488	-0.1584847
13 Province + Age + (1 Specimen)	5	-33.70616	-23.70616	1.62039	0.10406932	-12.4636884	0.07367449	-0.1768797
20 Province * Age + (1 Specimen)	5	-33.70616	-23.70616	1.62039	0.10406932	-12.4636884	0.07367449	-0.1768797
15 Province + Position + (1 Specimen)	5	-33.6813	-23.6813	1.64525	0.1027836	-12.4388255	0.07334542	-0.150427
17 Province + Cusp + (1 Specimen)	6	-34.51536	-22.51536	2.81119	0.05737763	-9.0243878	0.08432109	-0.2126831
4 Age + (1 Specimen)	4	-30.50412	-22.50412	2.82243	0.1278133	-13.510142	3.03E-02	-0.17617827
1 (1 Specimen)	3	-28.34909	-22.34909	2.97746	0.11828013	-15.603608	0.00E+00	-0.06396844
8 Side + (1 Specimen)	4	-28.70355	-20.70355	4.623	0.05194999	-11.709564	5.05E-03	-0.08497554
10 Facet + (1 Specimen)	4	-28.68324	-20.68324	4.64331	0.05142524	-11.689259	4.76E-03	-0.07890955
7 Position + (1 Specimen)	4	-28.35351	-20.35351	4.97304	0.0436091	-11.359533	6.31E-05	-0.10927369
11 Province + Genus + (1 Specimen)	7	-34.09649	-20.09649	5.23006	0.01711954	-4.357024	0.07882539	-0.1844484
6 Tooth + (1 Specimen)	5	-29.63929	-19.63929	5.68726	0.03051301	-8.396812	1.83E-02	-0.13822512
9 Cusp + (1 Specimen)	5	-29.57369	-19.57369	5.75286	0.02952844	-8.331214	1.73E-02	-0.17416997
2 Genus + (1 Specimen)	6	-30.51618	-18.51618	6.81037	0.01740225	-5.02521	3.05E-02	-0.06585039
19 Province * Genus + (1 Specimen)	8	-34.10727	-18.10727	7.21928	0.00633198	-0.1193127	0.07896729	-0.2248446
3 Locality + (1 Specimen)	9	-34.14828	-16.14828	9.17827	0.00532625	4.088179	7.95E-02	-0.38286647
12 Province + Locality + (1 Specimen)	9	-34.14828	-16.14828	9.17827	0.00237765	4.0881793	0.07950664	-0.3828665

GLMM HAsfc81

Bottom-up approach for model selection

SET 1

model	nPar	D	aic	d.aic	w.aic	bic	R2	cv.R2
5 Province + (1 Specimen)	4	18.71871	26.71871	0	0.2304488	35.71269	0.1367503	-0.07393859
8 Side + (1 Specimen)	4	19.06478	27.06478	0.3460769	0.1938317	36.05876	0.1637596	-0.04745298
1 (1 Specimen)	3	21.224	27.224	0.5052943	0.17899925	33.96949	0.1740587	-0.07446819
4 Age + (1 Specimen)	4	19.95302	27.95302	1.2343118	0.12432173	36.947	0.1395636	-0.10406087
7 Position + (1 Specimen)	4	21.07128	29.07128	2.3525721	0.0710755	38.06526	0.1667659	-0.15154371
10 Facet + (1 Specimen)	4	21.17458	29.17458	2.4558712	0.06749767	38.16856	0.1701926	-0.10832614
2 Genus + (1 Specimen)	6	17.74088	29.74088	3.0221749	0.05085311	43.23185	0.1808906	-0.18328771
9 Cusp + (1 Specimen)	5	20.20551	30.20551	3.4868043	0.04031109	41.44799	0.1465462	-0.15313085

1										
2										
3	6	Tooth + (1 Specimen)	5	20.26528	30.26528	3.5465743	0.03912422	41.50776	0.1695391	-0.09367774
4	3	Locality + (1 Specimen)	9	17.07224	35.07224	8.3535331	0.00353694	55.3087	0.1206543	-0.39689218
5	SET 2									
6		model	nPar	D	aic	d.aic	w.aic	bic	R2	cv.R2
7	16	Province + Side + (1 Specimen)	5	15.56096	25.56096	0	0.32506215	36.80343	0.12919877	-0.03912558
8	5	Province + (1 Specimen)	4	18.71871	26.71871	1.15775	0.18220662	35.71269	0.13675033	-0.07393859
9	15	Province + Position + (1 Specimen)	5	18.07249	28.07249	2.511535	0.09259628	39.31497	0.11086667	-0.15728798
10	13	Province + Age + (1 Specimen)	5	18.42025	28.42025	2.859289	0.07781794	39.66272	0.12651077	-0.10674359
11	20	Province * Age + (1 Specimen)	5	18.42025	28.42025	2.859289	0.07781794	39.66272	0.12651077	-0.10674359
12	18	Province + Facet + (1 Specimen)	5	18.53871	28.53871	2.977753	0.07334247	39.78119	0.12661994	-0.10459894
13	14	Province + Tooth + (1 Specimen)	6	17.0645	29.0645	3.503544	0.05638733	42.55547	0.13300246	-0.11602883
14	11	Province + Genus + (1 Specimen)	7	15.41248	29.41248	3.851527	0.04738249	45.15195	0.13518242	-0.18224066
15	17	Province + Cusp + (1 Specimen)	6	17.42298	29.42298	3.862021	0.04713454	42.91395	0.09001869	-0.15977962
16	19	Province * Genus + (1 Specimen)	8	15.40965	31.40965	5.848697	0.01745573	49.39762	0.13555318	-0.20816167
17	12	Province + Locality + (1 Specimen)	9	17.07224	35.07224	9.511283	0.00279652	55.3087	0.12065428	-0.39689218
18	SET 3									
19		model	nPar	D	aic	d.aic	w.aic	bic	R2	cv.R2
20	21	Province + Side + Genus + (1 Specimen)	8	8.475592	24.47559	0	0.39445994	42.46355	0.1697818	-0.19596837
21	16	Province + Side + (1 Specimen)	5	15.560956	25.56096	1.085365	0.22925505	36.80343	0.1291988	-0.03912558
22	25	Province + Side + Position + (1 Specimen)	6	14.922826	26.92283	2.447234	0.11603598	40.4138	0.1077919	-0.10334301
23	23	Province + Side + Age + (1 Specimen)	6	15.246222	27.24622	2.77063	0.09871159	40.73719	0.1191187	-0.05210574
24	26	Province + Side + Cusp + (1 Specimen)	7	14.273694	28.27369	3.798103	0.05905482	44.01316	0.0980865	-0.10724688
25	27	Province + Side + Facet + (1 Specimen)	6	15.393716	27.39372	2.918124	0.08816989	40.88469	0.120068	-0.08876378
26	24	Province + Side + Tooth + (1 Specimen)	7	14.731763	28.73176	4.256172	0.04696636	44.47123	0.1223738	-0.10299129
27	22	Province + Side + Locality + (1 Specimen)	10	13.765707	33.76571	9.290115	0.00379036	56.25066	0.104608	-0.32771347
28	SET 4									
29		model	nPar	D	aic	d.aic	w.aic	bic	R2	cv.R2
30	21	Province + Side + Genus + (1 Specimen)	8	8.475592	24.47559	0	0.38615016	42.46355	0.1697818	-0.1959684
31	29	Province + Side + Genus + Age + (1 Specimen)	9	8.134258	26.13426	1.658667	0.16849278	46.37072	0.1738202	-0.1960579
32	33	Province + Side + Genus + Facet + (1 Specimen)	9	8.345113	26.34511	1.869521	0.15163337	46.58157	0.1713279	-0.2544998
33	31	Province + Side + Genus + Position + (1 Specimen)	9	8.460348	26.46035	1.984756	0.14314358	46.6968	0.1699626	-0.246713
34	32	Province + Side + Genus + Cusp + (1 Specimen)	10	7.475006	27.47501	2.999415	0.08618696	49.95996	0.1815646	-0.2503349
35	30	Province + Side + Genus + Tooth + (1 Specimen)	10	8.17792	28.17792	3.702329	0.06064651	50.66287	0.1733048	-0.2470612
36	28	Province + Side + Genus + Locality + (1 Specimen)	13	7.746324	33.74632	9.270732	0.00374664	62.97676	0.1783862	-0.4697886
37	Ranking of all models by AIC									
38		Model	nPar	D	AIC	ΔAIC	w.aic	bic	r2	crv2
39	21	Province + Side + Genus + (1 Specimen)	8	8.475592	24.47559	0	0.39445994	42.46355	0.1697818	-0.19596837
40	16	Province + Side + (1 Specimen)	5	15.56096	25.56096	1.08537	0.32506215	36.80343	0.12919877	-0.03912558
41	29	Province + Side + Genus + Age + (1 Specimen)	9	8.134258	26.13426	1.65867	0.16849278	46.37072	0.1738202	-0.1960579
42	33	Province + Side + Genus + Facet + (1 Specimen)	9	8.345113	26.34511	1.86952	0.15163337	46.58157	0.1713279	-0.2544998
43	31	Province + Side + Genus + Position + (1 Specimen)	9	8.460348	26.46035	1.98476	0.14314358	46.6968	0.1699626	-0.246713
44	5	Province + (1 Specimen)	4	18.71871	26.71871	2.24312	0.2304488	35.71269	0.1367503	-0.07393859
45	25	Province + Side + Position + (1 Specimen)	6	14.922826	26.92283	2.44724	0.11603598	40.4138	0.1077919	-0.10334301
46	8	Side + (1 Specimen)	4	19.06478	27.06478	2.58919	0.1938317	36.05876	0.1637596	-0.04745298
47	1	(1 Specimen)	3	21.224	27.224	2.74841	0.17899925	33.96949	0.1740587	-0.07446819
48	23	Province + Side + Age + (1 Specimen)	6	15.246222	27.24622	2.77063	0.09871159	40.73719	0.1191187	-0.05210574
49	27	Province + Side + Facet + (1 Specimen)	6	15.393716	27.39372	2.91813	0.08816989	40.88469	0.120068	-0.08876378
50	32	Province + Side + Genus + Cusp + (1 Specimen)	10	7.475006	27.47501	2.99942	0.08618696	49.95996	0.1815646	-0.2503349
51	4	Age + (1 Specimen)	4	19.95302	27.95302	3.47743	0.12432173	36.947	0.1395636	-0.10406087
52	15	Province + Position + (1 Specimen)	5	18.07249	28.07249	3.5969	0.09259628	39.31497	0.11086667	-0.15728798
53	30	Province + Side + Genus + Tooth + (1 Specimen)	10	8.17792	28.17792	3.70233	0.06064651	50.66287	0.1733048	-0.2470612
54	26	Province + Side + Cusp + (1 Specimen)	7	14.273694	28.27369	3.7981	0.05905482	44.01316	0.0980865	-0.10724688
55	13	Province + Age + (1 Specimen)	5	18.42025	28.42025	3.94466	0.07781794	39.66272	0.12651077	-0.10674359
56	20	Province * Age + (1 Specimen)	5	18.42025	28.42025	3.94466	0.07781794	39.66272	0.12651077	-0.10674359
57	18	Province + Facet + (1 Specimen)	5	18.53871	28.53871	4.06312	0.07334247	39.78119	0.12661994	-0.10459894
58	24	Province + Side + Tooth + (1 Specimen)	7	14.731763	28.73176	4.25617	0.04696636	44.47123	0.1223738	-0.10299129
59	14	Province + Tooth + (1 Specimen)	6	17.0645	29.0645	4.58891	0.05638733	42.55547	0.13300246	-0.11602883
60	7	Position + (1 Specimen)	4	21.07128	29.07128	4.59569	0.0710755	38.06526	0.1667659	-0.15154371
61	10	Facet + (1 Specimen)	4	21.17458	29.17458	4.69899	0.06749767	38.16856	0.1701926	-0.10832614
62	11	Province + Genus + (1 Specimen)	7	15.41248	29.41248	4.93689	0.04738249	45.15195	0.13518242	-0.18224066
63	17	Province + Cusp + (1 Specimen)	6	17.42298	29.42298	4.94739	0.04713454	42.91395	0.09001869	-0.15977962
64	2	Genus + (1 Specimen)	6	17.74088	29.74088	5.26529	0.05085311	43.23185	0.1808906	-0.18328771
65	9	Cusp + (1 Specimen)	5	20.20551	30.20551	5.72992	0.04031109	41.44799	0.1465462	-0.15313085

6	Tooth + (1 Specimen)	5	20.26528	30.26528	5.78969	0.03912422	41.50776	0.1695391	-0.09367774
19	Province * Genus + (1 Specimen)	8	15.40965	31.40965	6.93406	0.01745573	49.39762	0.13555318	-0.20816167
28	Province + Side + Genus + Locality + (1 Specimen)	13	7.746324	33.74632	9.27073	0.00374664	62.97676	0.1783862	-0.4697886
22	Province + Side + Locality + (1 Specimen)	10	13.765707	33.76571	9.29012	0.00379036	56.25066	0.104608	-0.32771347
3	Locality + (1 Specimen)	9	17.07224	35.07224	10.59665	0.00353694	55.3087	0.1206543	-0.39689218
12	Province + Locality + (1 Specimen)	9	17.07224	35.07224	10.59665	0.00279652	55.3087	0.12065428	-0.39689218

Ranking of all models by BIC

Model	nPar	D	AIC	ΔAIC	w.aic	bic	r2	crv2
1 (1 Specimen)	3	21.224	27.224	2.74841	0.17899925	33.96949	0.1740587	-0.07446819
5 Province + (1 Specimen)	4	18.71871	26.71871	2.24312	0.2304488	35.71269	0.1367503	-0.07393859
8 Side + (1 Specimen)	4	19.06478	27.06478	2.58919	0.1938317	36.05876	0.1637596	-0.04745298
16 Province + Side + (1 Specimen)	5	15.56096	25.56096	1.08537	0.32506215	36.80343	0.12919877	-0.03912558
4 Age + (1 Specimen)	4	19.95302	27.95302	3.47743	0.12432173	36.947	0.1395636	-0.10406087
7 Position + (1 Specimen)	4	21.07128	29.07128	4.59569	0.0710755	38.06526	0.1667659	-0.15154371
10 Facet + (1 Specimen)	4	21.17458	29.17458	4.69899	0.06749767	38.16856	0.1701926	-0.10832614
15 Province + Position + (1 Specimen)	5	14.922826	26.92283	3.5969	0.09259628	39.31497	0.11086667	-0.15728798
13 Province + Age + (1 Specimen)	5	18.42025	28.42025	3.94466	0.07781794	39.66272	0.12651077	-0.10674359
20 Province * Age + (1 Specimen)	5	18.42025	28.42025	3.94466	0.07781794	39.66272	0.12651077	-0.10674359
18 Province + Facet + (1 Specimen)	5	18.53871	28.53871	4.06312	0.07334247	39.78119	0.12661994	-0.10459894
25 Province + Side + Position + (1 Specimen)	6	14.922826	26.92283	2.44724	0.11603598	40.4138	0.1077919	-0.10334301
23 Province + Side + Age + (1 Specimen)	6	15.246222	27.24622	2.77063	0.09871159	40.73719	0.1191187	-0.05210574
27 Province + Side + Facet + (1 Specimen)	6	15.393716	27.39372	2.91813	0.08816989	40.88469	0.120068	-0.08876378
9 Cusp + (1 Specimen)	5	20.20551	30.20551	5.72992	0.04031109	41.44799	0.1465462	-0.15313085
6 Tooth + (1 Specimen)	5	20.26528	30.26528	5.78969	0.03912422	41.50776	0.1695391	-0.09367774
21 Province + Side + Genus + (1 Specimen)	8	8.475592	24.47559	0	0.39445994	42.46355	0.1697818	-0.19596837
14 Province + Tooth + (1 Specimen)	6	17.0645	29.0645	4.58891	0.05638733	42.55547	0.13300246	-0.11602883
17 Province + Cusp + (1 Specimen)	6	17.42298	29.42298	4.94739	0.04713454	42.91395	0.09001869	-0.15977962
2 Genus + (1 Specimen)	6	17.74088	29.74088	5.26529	0.05085311	43.23185	0.1808906	-0.18328771
26 Province + Side + Cusp + (1 Specimen)	7	14.273694	28.27369	3.7981	0.05905482	44.01316	0.0980865	-0.10724688
24 Province + Side + Tooth + (1 Specimen)	7	14.731763	28.73176	4.25617	0.04696636	44.47123	0.1223738	-0.10299129
11 Province + Genus + (1 Specimen)	7	15.41248	29.41248	4.93689	0.04738249	45.15195	0.13518242	-0.18224066
29 Province + Side + Genus + Age + (1 Specimen)	9	8.134258	26.13426	1.65867	0.16849278	46.37072	0.1738202	-0.1960579
33 Province + Side + Genus + Facet + (1 Specimen)	9	8.345113	26.34511	1.86952	0.15163337	46.58157	0.1713279	-0.2544998
31 Province + Side + Genus + Position + (1 Specimen)	9	8.460348	26.46035	1.98476	0.14314358	46.6968	0.1699626	-0.246713
19 Province * Genus + (1 Specimen)	8	15.40965	31.40965	6.93406	0.01745573	49.39762	0.13555318	-0.20816167
32 Province + Side + Genus + Cusp + (1 Specimen)	10	7.475006	27.47501	2.99942	0.08618696	49.95996	0.1815646	-0.2503349
30 Province + Side + Genus + Tooth + (1 Specimen)	10	8.17792	28.17792	3.70233	0.06064651	50.66287	0.1733048	-0.2470612
3 Locality + (1 Specimen)	9	17.07224	35.07224	10.59665	0.00353694	55.3087	0.1206543	-0.39689218
12 Province + Locality + (1 Specimen)	9	17.07224	35.07224	10.59665	0.00279652	55.3087	0.12065428	-0.39689218
22 Province + Side + Locality + (1 Specimen)	10	13.765707	33.76571	9.29012	0.00379036	56.25066	0.104608	-0.32771347
28 Province + Side + Genus + Locality + (1 Specimen)	13	7.746324	33.74632	9.27073	0.00374664	62.97676	0.1783862	-0.4697886

Supplementary S5 – Detailed results of GLMM for Hypoplasia variables

RDATA

H: Hypo ; D: Defect ; M: Multiple; L: Localisation; S: Severity

Hypo: 0 = absence of defect, 1 = presence

Defect: 0 = no defect, 1 = LEH, 2 = Pits, 3 = Aplasia, 4 = LEH + Pits, 5 = LEH + Aplasia, 6 = Pits + Aplasia, 7 = LEH + Pits + Aplasia (not observed), 8 = Other, 9 = Pits + Other, 10 = LEH + Pits + Other (not observed), 11 = Pits + Other (not observed)

Localisation: 0 = no defect, 1 = Labial, 2 = Lingual, 3 = Both, 4 = Distal

Severity: 0 = no defect, 1 = Very light, 2 = Light, 3 = Middle, 4 = Severe

Locality	Province	Age	Specimen	Genus	Species	Tooth	Position	Side	Wear	H	D	M	L	S
Gorna Sushitsa	West	Turolian	GS7-3142	<i>Acerorhinus</i>	<i>sp.</i>	P2	Upper	Left	Upper	0	0	0	0	0
Gorna Sushitsa	West	Turolian	GS7-3142	<i>Acerorhinus</i>	<i>sp.</i>	P2	Upper	Right	Upper	0	0	0	0	0
Gorna Sushitsa	West	Turolian	GS7-3142	<i>Acerorhinus</i>	<i>sp.</i>	P3	Upper	Left	Upper	0	0	0	0	0

1

2

3

4

5

6

7

8

9

10

11

12

13

14

15

16

17

18

19

20

21

22

23

24

25

26

27

28

29

30

31

32

33

34

35

36

37

38

39

40

41

42

43

44

45

46

47

48

49

50

51

52

53

54

55

56

57

58

59

60

Gorna Sushitsa	West	Turolian	GS7-3142	<i>Acerorhinus</i>	<i>sp.</i>	P3	Upper	Right	Upper	0	0	0	0	0
Gorna Sushitsa	West	Turolian	GS7-3142	<i>Acerorhinus</i>	<i>sp.</i>	P4	Upper	Left	Upper	0	0	0	0	0
Gorna Sushitsa	West	Turolian	GS7-3142	<i>Acerorhinus</i>	<i>sp.</i>	P4	Upper	Right	Upper	0	0	0	0	0
Gorna Sushitsa	West	Turolian	GS7-3142	<i>Acerorhinus</i>	<i>sp.</i>	M1	Upper	Left	Upper	0	0	0	0	0
Gorna Sushitsa	West	Turolian	GS7-3142	<i>Acerorhinus</i>	<i>sp.</i>	M1	Upper	Right	Upper	0	0	0	0	0
Gorna Sushitsa	West	Turolian	GS7-3142	<i>Acerorhinus</i>	<i>sp.</i>	M2	Upper	Left	Upper	0	0	0	0	0
Gorna Sushitsa	West	Turolian	GS7-3142	<i>Acerorhinus</i>	<i>sp.</i>	M2	Upper	Right	Upper	0	0	0	0	0
Gorna Sushitsa	West	Turolian	GS7-3142	<i>Acerorhinus</i>	<i>sp.</i>	M3	Upper	Left	Average	0	0	0	0	0
Gorna Sushitsa	West	Turolian	GS7-3142	<i>Acerorhinus</i>	<i>sp.</i>	M3	Upper	Right	Average	0	0	0	0	0
Gorna Sushitsa	West	Turolian	GS8-2837	<i>Ceratotherium</i>	<i>neumayri</i>	D3	Upper	Left	Under	0	0	0	0	0
Gorna Sushitsa	West	Turolian	GS8-2837	<i>Ceratotherium</i>	<i>neumayri</i>	M1	Upper	Left	Under	0	0	0	0	0
Gorna Sushitsa	West	Turolian	GS8-2837	<i>Ceratotherium</i>	<i>neumayri</i>	M1	Upper	Right	Under	0	0	0	0	0
Gorna Sushitsa	West	Turolian	GS8-2912	<i>Ceratotherium</i>	<i>neumayri</i>	D1	Upper	Right	Under	0	0	0	0	0
Gorna Sushitsa	West	Turolian	GS8-2912	<i>Ceratotherium</i>	<i>neumayri</i>	D2	Upper	Right	Average	0	0	0	0	0
Gorna Sushitsa	West	Turolian	GS8-2912	<i>Ceratotherium</i>	<i>neumayri</i>	D3	Upper	Right	Average	0	0	0	0	0
Hadjidimovo	West	Turolian	HD-1054	<i>Dihoplus</i>	<i>pikermiensis</i>	D2	Upper	Left	Average	0	0	0	0	0
Hadjidimovo	West	Turolian	HD-597	<i>Dihoplus</i>	<i>pikermiensis</i>	D1	Upper	Left	Average	0	0	0	0	0
Hadjidimovo	West	Turolian	HD-597	<i>Dihoplus</i>	<i>pikermiensis</i>	D1	Upper	Right	Average	0	0	0	0	0
Hadjidimovo	West	Turolian	HD-597	<i>Dihoplus</i>	<i>pikermiensis</i>	D2	Upper	Left	Average	0	0	0	0	0
Hadjidimovo	West	Turolian	HD-597	<i>Dihoplus</i>	<i>pikermiensis</i>	D2	Upper	Right	Average	0	0	0	0	0
Hadjidimovo	West	Turolian	HD-597	<i>Dihoplus</i>	<i>pikermiensis</i>	D3	Upper	Left	Average	0	0	0	0	0
Hadjidimovo	West	Turolian	HD-597	<i>Dihoplus</i>	<i>pikermiensis</i>	D3	Upper	Right	Average	0	0	0	0	0
Hadjidimovo	West	Turolian	HD-597	<i>Dihoplus</i>	<i>pikermiensis</i>	D4	Upper	Left	Under	1	3	1	2	3
Hadjidimovo	West	Turolian	HD-597	<i>Dihoplus</i>	<i>pikermiensis</i>	D4	Upper	Right	Under	1	3	1	2	3
Hadjidimovo	West	Turolian	HD-598	<i>Dihoplus</i>	<i>pikermiensis</i>	P2	Upper	Left	Upper	0	0	0	0	0
Hadjidimovo	West	Turolian	HD-598	<i>Dihoplus</i>	<i>pikermiensis</i>	P2	Upper	Right	Upper	0	0	0	0	0
Hadjidimovo	West	Turolian	HD-598	<i>Dihoplus</i>	<i>pikermiensis</i>	P3	Upper	Left	Upper	0	0	0	0	0
Hadjidimovo	West	Turolian	HD-598	<i>Dihoplus</i>	<i>pikermiensis</i>	P3	Upper	Right	Upper	0	0	0	0	0
Hadjidimovo	West	Turolian	HD-598	<i>Dihoplus</i>	<i>pikermiensis</i>	P4	Upper	Left	Average	0	0	0	0	0
Hadjidimovo	West	Turolian	HD-598	<i>Dihoplus</i>	<i>pikermiensis</i>	P4	Upper	Right	Upper	0	0	0	0	0
Hadjidimovo	West	Turolian	HD-598	<i>Dihoplus</i>	<i>pikermiensis</i>	M1	Upper	Left	Average	0	0	0	0	0
Hadjidimovo	West	Turolian	HD-598	<i>Dihoplus</i>	<i>pikermiensis</i>	M1	Upper	Right	Average	0	0	0	0	0
Hadjidimovo	West	Turolian	HD-598	<i>Dihoplus</i>	<i>pikermiensis</i>	M2	Upper	Left	Average	0	0	0	0	0
Hadjidimovo	West	Turolian	HD-598	<i>Dihoplus</i>	<i>pikermiensis</i>	M2	Upper	Right	Average	0	0	0	0	0
Hadjidimovo	West	Turolian	HD-598	<i>Dihoplus</i>	<i>pikermiensis</i>	M3	Upper	Left	Average	0	0	0	0	0
Hadjidimovo	West	Turolian	HD-598	<i>Dihoplus</i>	<i>pikermiensis</i>	M3	Upper	Right	Average	0	0	0	0	0
Hadjidimovo	West	Turolian	HD-605	<i>Dihoplus</i>	<i>pikermiensis</i>	P3	Upper	Right	Upper	0	0	0	0	0
Hadjidimovo	West	Turolian	HD-605	<i>Dihoplus</i>	<i>pikermiensis</i>	P4	Upper	Right	Upper	0	0	0	0	0
Hadjidimovo	West	Turolian	HD-605	<i>Dihoplus</i>	<i>pikermiensis</i>	M1	Upper	Right	Average	0	0	0	0	0
Hadjidimovo	West	Turolian	HD-605	<i>Dihoplus</i>	<i>pikermiensis</i>	M2	Upper	Right	Average	0	0	0	0	0
Hadjidimovo	West	Turolian	HD-605	<i>Dihoplus</i>	<i>pikermiensis</i>	M3	Upper	Right	Average	0	0	0	0	0
Hadjidimovo	West	Turolian	HD-606	<i>Dihoplus</i>	<i>pikermiensis</i>	M1	Upper	Left	Average	0	0	0	0	0
Hadjidimovo	West	Turolian	HD-606	<i>Dihoplus</i>	<i>pikermiensis</i>	M2	Upper	Left	Average	0	0	0	0	0
Hadjidimovo	West	Turolian	HD-606	<i>Dihoplus</i>	<i>pikermiensis</i>	M3	Upper	Left	Average	0	0	0	0	0
Hadjidimovo	West	Turolian	HD-607	<i>Dihoplus</i>	<i>pikermiensis</i>	D1	Upper	Left	Under	0	0	0	0	0
Hadjidimovo	West	Turolian	HD-607	<i>Dihoplus</i>	<i>pikermiensis</i>	D2	Upper	Left	Under	0	0	0	0	0
Hadjidimovo	West	Turolian	HD-607	<i>Dihoplus</i>	<i>pikermiensis</i>	D3	Upper	Left	Under	0	0	0	0	0
Hadjidimovo	West	Turolian	HD-607	<i>Dihoplus</i>	<i>pikermiensis</i>	D4	Upper	Left	Under	0	0	0	0	0
Hadjidimovo	West	Turolian	HD-615	<i>Dihoplus</i>	<i>pikermiensis</i>	P2	Lower	Left	Upper	0	0	0	0	0
Hadjidimovo	West	Turolian	HD-615	<i>Dihoplus</i>	<i>pikermiensis</i>	P2	Lower	Right	Upper	0	0	0	0	0
Hadjidimovo	West	Turolian	HD-615	<i>Dihoplus</i>	<i>pikermiensis</i>	P3	Lower	Left	Upper	0	0	0	0	0
Hadjidimovo	West	Turolian	HD-615	<i>Dihoplus</i>	<i>pikermiensis</i>	P3	Lower	Right	Upper	0	0	0	0	0
Hadjidimovo	West	Turolian	HD-615	<i>Dihoplus</i>	<i>pikermiensis</i>	P4	Lower	Left	Average	0	0	0	0	0
Hadjidimovo	West	Turolian	HD-615	<i>Dihoplus</i>	<i>pikermiensis</i>	P4	Lower	Right	Average	0	0	0	0	0
Hadjidimovo	West	Turolian	HD-615	<i>Dihoplus</i>	<i>pikermiensis</i>	M1	Lower	Left	Average	0	0	0	0	0
Hadjidimovo	West	Turolian	HD-615	<i>Dihoplus</i>	<i>pikermiensis</i>	M1	Lower	Right	Average	0	0	0	0	0
Hadjidimovo	West	Turolian	HD-615	<i>Dihoplus</i>	<i>pikermiensis</i>	M2	Lower	Left	Average	0	0	0	0	0
Hadjidimovo	West	Turolian	HD-615	<i>Dihoplus</i>	<i>pikermiensis</i>	M2	Lower	Right	Average	0	0	0	0	0
Hadjidimovo	West	Turolian	HD-615	<i>Dihoplus</i>	<i>pikermiensis</i>	M3	Lower	Left	Average	0	0	0	0	0

1
2
3
4
5
6
7
8
9
10
11
12
13
14
15
16
17
18
19
20
21
22
23
24
25
26
27
28
29
30
31
32
33
34
35
36
37
38
39
40
41
42
43
44
45
46
47
48
49
50
51
52
53
54
55
56
57
58
59
60

Hadjidimovo	West	Turolian	HD-615	<i>Dihoplus</i>	<i>pikermiensis</i>	M3	Lower	Right	Average	0	0	0	0	0
Hadjidimovo	West	Turolian	HD-617	<i>Dihoplus</i>	<i>pikermiensis</i>	D1	Lower	Left	Under	0	0	0	0	0
Hadjidimovo	West	Turolian	HD-617	<i>Dihoplus</i>	<i>pikermiensis</i>	D2	Lower	Left	Average	0	0	0	0	0
Hadjidimovo	West	Turolian	HD-617	<i>Dihoplus</i>	<i>pikermiensis</i>	D3	Lower	Left	Average	0	0	0	0	0
Hadjidimovo	West	Turolian	HD-617	<i>Dihoplus</i>	<i>pikermiensis</i>	D4	Lower	Left	Under	0	0	0	0	0
Hadjidimovo	West	Turolian	HD-618	<i>Dihoplus</i>	<i>pikermiensis</i>	D3	Lower	Right	Average	0	0	0	0	0
Hadjidimovo	West	Turolian	HD-618	<i>Dihoplus</i>	<i>pikermiensis</i>	D4	Lower	Right	Under	0	0	0	0	0
Hadjidimovo	West	Turolian	HD-618	<i>Dihoplus</i>	<i>pikermiensis</i>	D1	Lower	Left	Under	0	0	0	0	0
Hadjidimovo	West	Turolian	HD-618	<i>Dihoplus</i>	<i>pikermiensis</i>	D1	Lower	Right	Under	0	0	0	0	0
Hadjidimovo	West	Turolian	HD-618	<i>Dihoplus</i>	<i>pikermiensis</i>	D2	Lower	Left	Under	0	0	0	0	0
Hadjidimovo	West	Turolian	HD-618	<i>Dihoplus</i>	<i>pikermiensis</i>	D2	Lower	Right	Under	0	0	0	0	0
Hadjidimovo	West	Turolian	HD-618	<i>Dihoplus</i>	<i>pikermiensis</i>	D3	Lower	Left	Average	0	0	0	0	0
Hadjidimovo	West	Turolian	HD-618	<i>Dihoplus</i>	<i>pikermiensis</i>	D3	Lower	Right	Average	0	0	0	0	0
Hadjidimovo	West	Turolian	HD-618	<i>Dihoplus</i>	<i>pikermiensis</i>	D4	Lower	Left	Under	0	0	0	0	0
Hadjidimovo	West	Turolian	HD-618	<i>Dihoplus</i>	<i>pikermiensis</i>	D4	Lower	Right	Under	0	0	0	0	0
Hadjidimovo	West	Turolian	HD-671	<i>Dihoplus</i>	<i>pikermiensis</i>	P4	Upper	Left	Upper	0	0	0	0	0
Hadjidimovo	West	Turolian	HD-671	<i>Dihoplus</i>	<i>pikermiensis</i>	P2	Upper	Left	Upper	0	0	0	0	0
Hadjidimovo	West	Turolian	HD-671	<i>Dihoplus</i>	<i>pikermiensis</i>	P3	Upper	Left	Upper	0	0	0	0	0
Hadjidimovo	West	Turolian	HD-673	<i>Dihoplus</i>	<i>pikermiensis</i>	P2	Upper	Right	Average	0	0	0	0	0
Hadjidimovo	West	Turolian	HD-676	<i>Dihoplus</i>	<i>pikermiensis</i>	D1	Upper	Right	Average	0	0	0	0	0
Hadjidimovo	West	Turolian	HD-677	<i>Dihoplus</i>	<i>pikermiensis</i>	D1	Upper	Right	Average	0	0	0	0	0
Hadjidimovo	West	Turolian	HD-678	<i>Dihoplus</i>	<i>pikermiensis</i>	D1	Upper	Left	Average	0	0	0	0	0
Kalimantsi	West	Turolian	K-1050	<i>Acerorhinus</i>	sp.	P3	Upper	Left	Average	0	0	0	0	0
Kalimantsi	West	Turolian	K-595	<i>Acerorhinus</i>	sp.	D1	Upper	Left	Upper	0	0	0	0	0
Kalimantsi	West	Turolian	K-595	<i>Acerorhinus</i>	sp.	P2	Upper	Left	Upper	0	0	0	0	0
Kalimantsi	West	Turolian	K-595	<i>Acerorhinus</i>	sp.	P2	Upper	Right	Average	0	0	0	0	0
Kalimantsi	West	Turolian	K-595	<i>Acerorhinus</i>	sp.	P3	Upper	Left	Average	0	0	0	0	0
Kalimantsi	West	Turolian	K-595	<i>Acerorhinus</i>	sp.	P3	Upper	Right	Average	0	0	0	0	0
Kalimantsi	West	Turolian	K-595	<i>Acerorhinus</i>	sp.	P4	Upper	Left	Average	0	0	0	0	0
Kalimantsi	West	Turolian	K-595	<i>Acerorhinus</i>	sp.	P4	Upper	Right	Average	0	0	0	0	0
Kalimantsi	West	Turolian	K-595	<i>Acerorhinus</i>	sp.	M1	Upper	Left	Average	0	0	0	0	0
Kalimantsi	West	Turolian	K-595	<i>Acerorhinus</i>	sp.	M1	Upper	Right	Average	0	0	0	0	0
Kalimantsi	West	Turolian	K-595	<i>Acerorhinus</i>	sp.	M2	Upper	Left	Average	0	0	0	0	0
Kalimantsi	West	Turolian	K-595	<i>Acerorhinus</i>	sp.	M2	Upper	Right	Average	0	0	0	0	0
Kalimantsi	West	Turolian	K-595	<i>Acerorhinus</i>	sp.	M3	Upper	Left	Average	0	0	0	0	0
Kalimantsi	West	Turolian	K-595	<i>Acerorhinus</i>	sp.	M3	Upper	Right	Average	1	2	1	2	2
Kalimantsi	West	Turolian	K-600	<i>Acerorhinus</i>	sp.	M2	Upper	Left	Average	0	0	0	0	0
Kalimantsi	West	Turolian	K-600	<i>Acerorhinus</i>	sp.	M3	Upper	Left	Average	0	0	0	0	0
Kalimantsi	West	Turolian	K-608	<i>Acerorhinus</i>	sp.	P2	Lower	Right	Upper	0	0	0	0	0
Kalimantsi	West	Turolian	K-608	<i>Acerorhinus</i>	sp.	P3	Lower	Left	Upper	0	0	0	0	0
Kalimantsi	West	Turolian	K-608	<i>Acerorhinus</i>	sp.	P3	Lower	Right	Upper	0	0	0	0	0
Kalimantsi	West	Turolian	K-608	<i>Acerorhinus</i>	sp.	P4	Lower	Left	Upper	0	0	0	0	0
Kalimantsi	West	Turolian	K-608	<i>Acerorhinus</i>	sp.	P4	Lower	Right	Upper	1	1	1	2	2
Kalimantsi	West	Turolian	K-608	<i>Acerorhinus</i>	sp.	M1	Lower	Left	Upper	0	0	0	0	0
Kalimantsi	West	Turolian	K-608	<i>Acerorhinus</i>	sp.	M1	Lower	Right	Upper	0	0	0	0	0
Kalimantsi	West	Turolian	K-608	<i>Acerorhinus</i>	sp.	M2	Lower	Left	Average	0	0	0	0	0
Kalimantsi	West	Turolian	K-608	<i>Acerorhinus</i>	sp.	M2	Lower	Right	Average	0	0	0	0	0
Kalimantsi	West	Turolian	K-608	<i>Acerorhinus</i>	sp.	M3	Lower	Left	Average	0	0	0	0	0
Kalimantsi	West	Turolian	K-608	<i>Acerorhinus</i>	sp.	M3	Lower	Right	Average	0	0	0	0	0
Kalimantsi	West	Turolian	K-609	<i>Acerorhinus</i>	sp.	D3	Lower	Left	Upper	0	0	0	0	0
Kalimantsi	West	Turolian	K-609	<i>Acerorhinus</i>	sp.	D4	Lower	Left	Upper	0	0	0	0	0
Kalimantsi	West	Turolian	K-609	<i>Acerorhinus</i>	sp.	M1	Lower	Left	Average	0	0	0	0	0
Kalimantsi	West	Turolian	K-609	<i>Acerorhinus</i>	sp.	D4	Lower	Right	Upper	0	0	0	0	0
Kalimantsi	West	Turolian	K-609	<i>Acerorhinus</i>	sp.	M1	Lower	Right	Average	0	0	0	0	0
Kalimantsi	West	Turolian	K-697	<i>Acerorhinus</i>	sp.	D2	Upper	Left	Average	0	0	0	0	0
Kalimantsi	West	Turolian	K-697	<i>Acerorhinus</i>	sp.	D3	Upper	Left	Average	0	0	0	0	0
Kalimantsi	West	Turolian	K-697	<i>Acerorhinus</i>	sp.	D4	Upper	Left	Other	0	0	0	0	0
Kalimantsi	West	Turolian	K-699/700	<i>Acerorhinus</i>	sp.	P3	Upper	Left	Average	1	1	1	2	2
Kalimantsi	West	Turolian	K-699/700	<i>Acerorhinus</i>	sp.	P4	Upper	Left	Average	0	0	0	0	0

1

2

3	Kalimantsi	West	Turolian	K-701	<i>Acerorhinus</i>	sp.	M3	Upper	Left	Average	0	0	0	0	0
4	Kalimantsi	West	Turolian	K-702	<i>Acerorhinus</i>	sp.	P3	Upper	Right	Average	1	8	1	3	2
5	Kalimantsi	West	Turolian	K-593	<i>Ceratotherium</i>	<i>neumayri</i>	D1	Upper	Left	Other	0	0	0	0	0
6	Kalimantsi	West	Turolian	K-593	<i>Ceratotherium</i>	<i>neumayri</i>	D1	Upper	Right	Other	0	0	0	0	0
7	Kalimantsi	West	Turolian	K-593	<i>Ceratotherium</i>	<i>neumayri</i>	D2	Upper	Left	Average	0	0	0	0	0
8	Kalimantsi	West	Turolian	K-593	<i>Ceratotherium</i>	<i>neumayri</i>	D2	Upper	Right	Average	0	0	0	0	0
9	Kalimantsi	West	Turolian	K-593	<i>Ceratotherium</i>	<i>neumayri</i>	D3	Upper	Left	Average	0	0	0	0	0
10	Kalimantsi	West	Turolian	K-593	<i>Ceratotherium</i>	<i>neumayri</i>	D3	Upper	Right	Average	0	0	0	0	0
11	Kalimantsi	West	Turolian	K-593	<i>Ceratotherium</i>	<i>neumayri</i>	D4	Upper	Left	Under	0	0	0	0	0
12	Kalimantsi	West	Turolian	K-593	<i>Ceratotherium</i>	<i>neumayri</i>	D4	Upper	Right	Under	0	0	0	0	0
13	Kalimantsi	West	Turolian	K-594	<i>Ceratotherium</i>	<i>neumayri</i>	P2	Upper	Left	Average	0	0	0	0	0
14	Kalimantsi	West	Turolian	K-594	<i>Ceratotherium</i>	<i>neumayri</i>	P2	Upper	Right	Average	0	0	0	0	0
15	Kalimantsi	West	Turolian	K-594	<i>Ceratotherium</i>	<i>neumayri</i>	P3	Upper	Left	Average	0	0	0	0	0
16	Kalimantsi	West	Turolian	K-594	<i>Ceratotherium</i>	<i>neumayri</i>	P3	Upper	Right	Average	0	0	0	0	0
17	Kalimantsi	West	Turolian	K-594	<i>Ceratotherium</i>	<i>neumayri</i>	P4	Upper	Left	Average	0	0	0	0	0
18	Kalimantsi	West	Turolian	K-594	<i>Ceratotherium</i>	<i>neumayri</i>	P4	Upper	Right	Average	0	0	0	0	0
19	Kalimantsi	West	Turolian	K-594	<i>Ceratotherium</i>	<i>neumayri</i>	M1	Upper	Left	Average	0	0	0	0	0
20	Kalimantsi	West	Turolian	K-594	<i>Ceratotherium</i>	<i>neumayri</i>	M1	Upper	Right	Average	0	0	0	0	0
21	Kalimantsi	West	Turolian	K-594	<i>Ceratotherium</i>	<i>neumayri</i>	M2	Upper	Left	Average	0	0	0	0	0
22	Kalimantsi	West	Turolian	K-594	<i>Ceratotherium</i>	<i>neumayri</i>	M2	Upper	Right	Average	0	0	0	0	0
23	Kalimantsi	West	Turolian	K-594	<i>Ceratotherium</i>	<i>neumayri</i>	M3	Upper	Left	Under	0	0	0	0	0
24	Kalimantsi	West	Turolian	K-594	<i>Ceratotherium</i>	<i>neumayri</i>	M3	Upper	Right	Under	0	0	0	0	0
25	Kalimantsi	West	Turolian	K-603	<i>Ceratotherium</i>	<i>neumayri</i>	D1	Upper	Right	Under	0	0	0	0	0
26	Kalimantsi	West	Turolian	K-603	<i>Ceratotherium</i>	<i>neumayri</i>	D2	Upper	Right	Under	0	0	0	0	0
27	Kalimantsi	West	Turolian	K-603	<i>Ceratotherium</i>	<i>neumayri</i>	D3	Upper	Right	Under	0	0	0	0	0
28	Kalimantsi	West	Turolian	K-611	<i>Ceratotherium</i>	<i>neumayri</i>	D3	Lower	Right	Under	0	0	0	0	0
29	Kalimantsi	West	Turolian	K-611	<i>Ceratotherium</i>	<i>neumayri</i>	D4	Lower	Right	Under	0	0	0	0	0
30	Kalimantsi	West	Turolian	K-611	<i>Ceratotherium</i>	<i>neumayri</i>	D4	Lower	Left	Under	0	0	0	0	0
31	Kalimantsi	West	Turolian	K-686/687	<i>Ceratotherium</i>	<i>neumayri</i>	D2	Upper	Right	Under	0	0	0	0	0
32	Kalimantsi	West	Turolian	K-686/687	<i>Ceratotherium</i>	<i>neumayri</i>	D3	Upper	Right	Under	0	0	0	0	0
33	Kalimantsi	West	Turolian	K-601	<i>Dihoplus</i>	<i>pikermiensis</i>	D2	Upper	Left	Under	0	0	0	0	0
34	Kalimantsi	West	Turolian	K-601	<i>Dihoplus</i>	<i>pikermiensis</i>	D3	Upper	Left	Under	0	0	0	0	0
35	Kalimantsi	West	Turolian	K-602	<i>Dihoplus</i>	<i>pikermiensis</i>	D1	Upper	Right	Average	0	0	0	0	0
36	Kalimantsi	West	Turolian	K-602	<i>Dihoplus</i>	<i>pikermiensis</i>	D2	Upper	Right	Average	0	0	0	0	0
37	Kalimantsi	West	Turolian	K-602	<i>Dihoplus</i>	<i>pikermiensis</i>	D3	Upper	Right	Average	0	0	0	0	0
38	Kalimantsi	West	Turolian	K-602	<i>Dihoplus</i>	<i>pikermiensis</i>	D4	Upper	Right	Average	0	0	0	0	0
39	Kalimantsi	West	Turolian	K-604	<i>Dihoplus</i>	<i>pikermiensis</i>	D2	Upper	Right	Under	0	0	0	0	0
40	Kalimantsi	West	Turolian	K-604	<i>Dihoplus</i>	<i>pikermiensis</i>	D3	Upper	Right	Under	0	0	0	0	0
41	Kalimantsi	West	Turolian	K-604	<i>Dihoplus</i>	<i>pikermiensis</i>	D4	Upper	Right	Under	0	0	0	0	0
42	Kalimantsi	West	Turolian	K-688/689	<i>Dihoplus</i>	<i>pikermiensis</i>	D3	Upper	Left	Under	0	0	0	0	0
43	Kalimantsi	West	Turolian	K-688/689	<i>Dihoplus</i>	<i>pikermiensis</i>	D4	Upper	Left	Under	0	0	0	0	0
44	Kalimantsi	West	Turolian	K-690	<i>Dihoplus</i>	<i>pikermiensis</i>	D4	Upper	Right	Under	0	0	0	0	0
45	Kalimantsi	West	Turolian	K-692	<i>Dihoplus</i>	<i>pikermiensis</i>	M1	Lower	Left	Upper	0	0	0	0	0
46	Kalimantsi	West	Turolian	K-695	<i>Dihoplus</i>	<i>pikermiensis</i>	P2	Upper	Left	Average	0	0	0	0	0
47	Kalimantsi	West	Turolian	K-696	<i>Dihoplus</i>	<i>pikermiensis</i>	P2	Upper	Right	Average	0	0	0	0	0
48	Kalimantsi	West	Turolian	K-703	<i>Dihoplus</i>	<i>pikermiensis</i>	P3	Upper	Left	Average	0	0	0	0	0
49	Kocherinovo	West	Turolian	KCH3-2959	<i>Acerorhinus</i>	sp.	M1	Lower	Left	Upper	0	0	0	0	0
50	Kocherinovo	West	Turolian	KCH3-2959	<i>Acerorhinus</i>	sp.	M1	Lower	Right	Upper	0	0	0	0	0
51	Kocherinovo	West	Turolian	KCH3-2959	<i>Acerorhinus</i>	sp.	M2	Lower	Left	Upper	0	0	0	0	0
52	Kocherinovo	West	Turolian	KCH3-2959	<i>Acerorhinus</i>	sp.	M2	Lower	Right	Upper	0	0	0	0	0
53	Kocherinovo	West	Turolian	KCH3-2959	<i>Acerorhinus</i>	sp.	M3	Lower	Left	Average	0	0	0	0	0
54	Kocherinovo	West	Turolian	KCH3-2959	<i>Acerorhinus</i>	sp.	M3	Lower	Right	Average	0	0	0	0	0
55	Slatino	West	Turolian	/	<i>Acerorhinus</i>	sp.	D1	Upper	Right	Upper	0	0	0	0	0
56	Slatino	West	Turolian	/	<i>Acerorhinus</i>	sp.	P2	Upper	Right	Average	0	0	0	0	0
57	Slatino	West	Turolian	/	<i>Acerorhinus</i>	sp.	P3	Upper	Right	Average	0	0	0	0	0
58	Slatino	West	Turolian	/	<i>Dihoplus</i>	cf. <i>schleiermacheri</i>	P2	Upper	Right	Average	0	0	0	0	0
59	Slatino	West	Turolian	/	<i>Dihoplus</i>	cf. <i>schleiermacheri</i>	P3	Upper	Right	Upper	0	0	0	0	0

60

1
2
3
4
5
6
7
8
9
10
11
12
13
14
15
16
17
18
19
20
21
22
23
24
25
26
27
28
29
30
31
32
33
34
35
36
37
38
39
40
41
42
43
44
45
46
47
48
49
50
51
52
53
54
55
56
57
58
59
60

Slatino	West	Turolian	/	<i>Dihoplus</i>	cf. <i>schleiermacheri</i>	P4	Upper	Right	Upper	0	0	0	0	0
Slatino	West	Turolian	/	<i>Dihoplus</i>	cf. <i>schleiermacheri</i>	M1	Upper	Right	Average	0	0	0	0	0
Slatino	West	Turolian	/	<i>Dihoplus</i>	cf. <i>schleiermacheri</i>	M2	Upper	Right	Average	0	0	0	0	0
Strumyani 2	West	Turolian	FM-2468	<i>Ceratotherium</i>	<i>neumayri</i>	P2	Lower	Left	Upper	0	0	0	0	0
Strumyani 2	West	Turolian	FM-2468	<i>Ceratotherium</i>	<i>neumayri</i>	P2	Lower	Right	Upper	1	1	1	2	2
Strumyani 2	West	Turolian	FM-2468	<i>Ceratotherium</i>	<i>neumayri</i>	P3	Lower	Left	Upper	0	0	0	0	0
Strumyani 2	West	Turolian	FM-2468	<i>Ceratotherium</i>	<i>neumayri</i>	P3	Lower	Right	Upper	0	0	0	0	0
Strumyani 2	West	Turolian	FM-2468	<i>Ceratotherium</i>	<i>neumayri</i>	P4	Lower	Left	Upper	0	0	0	0	0
Strumyani 2	West	Turolian	FM-2468	<i>Ceratotherium</i>	<i>neumayri</i>	P4	Lower	Right	Upper	0	0	0	0	0
Strumyani 2	West	Turolian	FM-2468	<i>Ceratotherium</i>	<i>neumayri</i>	M1	Lower	Left	Upper	0	0	0	0	0
Strumyani 2	West	Turolian	FM-2468	<i>Ceratotherium</i>	<i>neumayri</i>	M1	Lower	Right	Upper	0	0	0	0	0
Strumyani 2	West	Turolian	FM-2468	<i>Ceratotherium</i>	<i>neumayri</i>	M2	Lower	Left	Upper	0	0	0	0	0
Strumyani 2	West	Turolian	FM-2468	<i>Ceratotherium</i>	<i>neumayri</i>	M2	Lower	Right	Upper	0	0	0	0	0
Strumyani 2	West	Turolian	FM-2468	<i>Ceratotherium</i>	<i>neumayri</i>	M3	Lower	Left	Average	0	0	0	0	0
Strumyani 2	West	Turolian	FM-2468	<i>Ceratotherium</i>	<i>neumayri</i>	M3	Lower	Right	Average	0	0	0	0	0
Strumyani 2	West	Turolian	FM-2800	<i>Ceratotherium</i>	<i>neumayri</i>	P2	Lower	Left	Upper	0	0	0	0	0
Strumyani 2	West	Turolian	FM-2800	<i>Ceratotherium</i>	<i>neumayri</i>	P3	Lower	Left	Upper	0	0	0	0	0
Strumyani 2	West	Turolian	FM-2800	<i>Ceratotherium</i>	<i>neumayri</i>	P3	Lower	Right	Upper	0	0	0	0	0
Strumyani 2	West	Turolian	FM-2800	<i>Ceratotherium</i>	<i>neumayri</i>	P4	Lower	Left	Upper	0	0	0	0	0
Strumyani 2	West	Turolian	FM-2800	<i>Ceratotherium</i>	<i>neumayri</i>	P4	Lower	Right	Upper	0	0	0	0	0
Strumyani 2	West	Turolian	FM-2800	<i>Ceratotherium</i>	<i>neumayri</i>	M1	Lower	Left	Upper	0	0	0	0	0
Strumyani 2	West	Turolian	FM-2800	<i>Ceratotherium</i>	<i>neumayri</i>	M1	Lower	Right	Upper	0	0	0	0	0
Strumyani 2	West	Turolian	FM-2800	<i>Ceratotherium</i>	<i>neumayri</i>	M2	Lower	Left	Upper	0	0	0	0	0
Strumyani 2	West	Turolian	FM-2800	<i>Ceratotherium</i>	<i>neumayri</i>	M2	Lower	Right	Upper	0	0	0	0	0
Strumyani 2	West	Turolian	FM-2800	<i>Ceratotherium</i>	<i>neumayri</i>	M3	Lower	Left	Average	0	0	0	0	0
Strumyani 2	West	Turolian	FM-2469	<i>Dihoplus</i>	<i>pikermiensis</i>	P3	Upper	Right	Average	0	0	0	0	0
Strumyani 2	West	Turolian	FM-2470	<i>Dihoplus</i>	<i>pikermiensis</i>	P2	Lower	Right	Upper	0	0	0	0	0
Strumyani 2	West	Turolian	FM-2470	<i>Dihoplus</i>	<i>pikermiensis</i>	P3	Lower	Left	Upper	0	0	0	0	0
Strumyani 2	West	Turolian	FM-2470	<i>Dihoplus</i>	<i>pikermiensis</i>	P3	Lower	Right	Upper	0	0	0	0	0
Strumyani 2	West	Turolian	FM-2470	<i>Dihoplus</i>	<i>pikermiensis</i>	P4	Lower	Left	Upper	0	0	0	0	0
Strumyani 2	West	Turolian	FM-2470	<i>Dihoplus</i>	<i>pikermiensis</i>	P4	Lower	Right	Upper	0	0	0	0	0
Strumyani 2	West	Turolian	FM-2470	<i>Dihoplus</i>	<i>pikermiensis</i>	M1	Lower	Left	Upper	0	0	0	0	0
Strumyani 2	West	Turolian	FM-2470	<i>Dihoplus</i>	<i>pikermiensis</i>	M1	Lower	Right	Upper	0	0	0	0	0
Strumyani 2	West	Turolian	FM-2470	<i>Dihoplus</i>	<i>pikermiensis</i>	M2	Lower	Left	Upper	0	0	0	0	0
Strumyani 2	West	Turolian	FM-2470	<i>Dihoplus</i>	<i>pikermiensis</i>	M2	Lower	Right	Upper	0	0	0	0	0
Strumyani 2	West	Turolian	FM-2470	<i>Dihoplus</i>	<i>pikermiensis</i>	M3	Lower	Left	Average	0	0	0	0	0
Strumyani 2	West	Turolian	FM-2470	<i>Dihoplus</i>	<i>pikermiensis</i>	M3	Lower	Right	Average	0	0	0	0	0
Strumyani 2	West	Turolian	FM-2470	<i>Dihoplus</i>	<i>pikermiensis</i>	P4	Upper	Right	Average	0	0	0	0	0
Strumyani 2	West	Turolian	FM-2471	<i>Dihoplus</i>	<i>pikermiensis</i>	M1	Upper	Right	Average	0	0	0	0	0
Strumyani 2	West	Turolian	FM-2472	<i>Dihoplus</i>	<i>pikermiensis</i>	M2	Upper	Right	Average	0	0	0	0	0
Strumyani 2	West	Turolian	FM-2473	<i>Dihoplus</i>	<i>pikermiensis</i>	M3	Upper	Right	Average	0	0	0	0	0
Strumyani 2	West	Turolian	FM-2474	<i>Dihoplus</i>	<i>pikermiensis</i>	M3	Lower	Right	Average	0	0	0	0	0
Pentalophos-1	West	Vallesian	PNT?	<i>Ceratotherium</i>	<i>neumayri</i>	D1	Lower	Right	Under	0	0	0	0	0
Pentalophos-1	West	Vallesian	PNT?	<i>Ceratotherium</i>	<i>neumayri</i>	D2	Lower	Right	Average	0	0	0	0	0
Pentalophos-1	West	Vallesian	PNT?	<i>Ceratotherium</i>	<i>neumayri</i>	D3	Lower	Right	Average	0	0	0	0	0
Pentalophos-1	West	Vallesian	PNT?	<i>Ceratotherium</i>	<i>neumayri</i>	D4	Lower	Right	Average	0	0	0	0	0
Pentalophos-1	West	Vallesian	PNT?	<i>Ceratotherium</i>	<i>neumayri</i>	M1	Lower	Right	Under	0	0	0	0	0
Pentalophos-1	West	Vallesian	PNT?	<i>Ceratotherium</i>	<i>neumayri</i>	P2	Lower	Right	Average	0	0	0	0	0
Pentalophos-1	West	Vallesian	PNT?	<i>Ceratotherium</i>	<i>neumayri</i>	P3	Lower	Right	Under	0	0	0	0	0
Pentalophos-1	West	Vallesian	PNT?	<i>Ceratotherium</i>	<i>neumayri</i>	D4	Lower	Right	Upper	0	0	0	0	0
Pentalophos-1	West	Vallesian	PNT?	<i>Ceratotherium</i>	<i>neumayri</i>	M1	Lower	Right	Average	0	0	0	0	0
Pentalophos-1	West	Vallesian	PNT?	<i>Ceratotherium</i>	<i>neumayri</i>	M2	Lower	Right	Average	0	0	0	0	0
Pentalophos-1	West	Vallesian	PNT119	<i>Ceratotherium</i>	<i>neumayri</i>	P2	Lower	Right	Average	0	0	0	0	0
Pentalophos-1	West	Vallesian	PNT119	<i>Ceratotherium</i>	<i>neumayri</i>	P3	Lower	Left	Average	1	9	2	1	3
Pentalophos-1	West	Vallesian	PNT119	<i>Ceratotherium</i>	<i>neumayri</i>	P3	Lower	Right	Average	1	9	1	1	2
Pentalophos-1	West	Vallesian	PNT119	<i>Ceratotherium</i>	<i>neumayri</i>	P4	Lower	Left	Average	1	9	3	1	4
Pentalophos-1	West	Vallesian	PNT119	<i>Ceratotherium</i>	<i>neumayri</i>	P4	Lower	Right	Average	1	1	2	1	4

1

2

3

4

5

6

7

8

9

10

11

12

13

14

15

16

17

18

19

20

21

22

23

24

25

26

27

28

29

30

31

32

33

34

35

36

37

38

39

40

41

42

43

44

45

46

47

48

49

50

51

52

53

54

55

56

57

58

59

60

Pentalophos-1	West	Vallesian	PNT119	<i>Ceratotherium</i>	<i>neumayri</i>	M1	Lower	Left	Upper	0	0	0	0	0
Pentalophos-1	West	Vallesian	PNT13	<i>Ceratotherium</i>	<i>neumayri</i>	D1	Lower	Left	Under	0	0	0	0	0
Pentalophos-1	West	Vallesian	PNT13	<i>Ceratotherium</i>	<i>neumayri</i>	D2	Lower	Left	Average	0	0	0	0	0
Pentalophos-1	West	Vallesian	PNT14	<i>Ceratotherium</i>	<i>neumayri</i>	D3	Lower	Left	Average	0	0	0	0	0
Pentalophos-1	West	Vallesian	PNT14	<i>Ceratotherium</i>	<i>neumayri</i>	D4	Lower	Left	Under	0	0	0	0	0
Pentalophos-1	West	Vallesian	PNT143	<i>Ceratotherium</i>	<i>neumayri</i>	D1	Upper	Left	Upper	0	0	0	0	0
Pentalophos-1	West	Vallesian	PNT143	<i>Ceratotherium</i>	<i>neumayri</i>	P2	Upper	Left	Under	0	0	0	0	0
Pentalophos-1	West	Vallesian	PNT143	<i>Ceratotherium</i>	<i>neumayri</i>	P2	Upper	Right	Other	0	0	0	0	0
Pentalophos-1	West	Vallesian	PNT143	<i>Ceratotherium</i>	<i>neumayri</i>	P3	Upper	Left	Under	0	0	0	0	0
Pentalophos-1	West	Vallesian	PNT143	<i>Ceratotherium</i>	<i>neumayri</i>	P3	Upper	Right	Other	0	0	0	0	0
Pentalophos-1	West	Vallesian	PNT143	<i>Ceratotherium</i>	<i>neumayri</i>	P4	Upper	Left	Under	0	0	0	0	0
Pentalophos-1	West	Vallesian	PNT143	<i>Ceratotherium</i>	<i>neumayri</i>	D4	Upper	Right	Upper	0	0	0	0	0
Pentalophos-1	West	Vallesian	PNT143	<i>Ceratotherium</i>	<i>neumayri</i>	M1	Upper	Left	Average	0	0	0	0	0
Pentalophos-1	West	Vallesian	PNT143	<i>Ceratotherium</i>	<i>neumayri</i>	M1	Upper	Right	Average	0	0	0	0	0
Pentalophos-1	West	Vallesian	PNT143	<i>Ceratotherium</i>	<i>neumayri</i>	M2	Upper	Left	Average	0	0	0	0	0
Pentalophos-1	West	Vallesian	PNT143	<i>Ceratotherium</i>	<i>neumayri</i>	M2	Upper	Right	Average	0	0	0	0	0
Pentalophos-1	West	Vallesian	PNT143	<i>Ceratotherium</i>	<i>neumayri</i>	M3	Upper	Left	Under	0	0	0	0	0
Pentalophos-1	West	Vallesian	PNT144	<i>Ceratotherium</i>	<i>neumayri</i>	D1	Upper	Right	Upper	0	0	0	0	0
Pentalophos-1	West	Vallesian	PNT144	<i>Ceratotherium</i>	<i>neumayri</i>	D2	Upper	Right	Average	0	0	0	0	0
Pentalophos-1	West	Vallesian	PNT144	<i>Ceratotherium</i>	<i>neumayri</i>	D3	Upper	Left	Average	0	0	0	0	0
Pentalophos-1	West	Vallesian	PNT144	<i>Ceratotherium</i>	<i>neumayri</i>	D3	Upper	Right	Average	0	0	0	0	0
Pentalophos-1	West	Vallesian	PNT144	<i>Ceratotherium</i>	<i>neumayri</i>	D4	Upper	Left	Average	0	0	0	0	0
Pentalophos-1	West	Vallesian	PNT144	<i>Ceratotherium</i>	<i>neumayri</i>	D4	Upper	Right	Average	0	0	0	0	0
Pentalophos-1	West	Vallesian	PNT144	<i>Ceratotherium</i>	<i>neumayri</i>	M1	Upper	Left	Under	0	0	0	0	0
Pentalophos-1	West	Vallesian	PNT144	<i>Ceratotherium</i>	<i>neumayri</i>	M1	Upper	Right	Under	0	0	0	0	0
Pentalophos-1	West	Vallesian	PNT26	<i>Ceratotherium</i>	<i>neumayri</i>	D3	Lower	Right	Average	0	0	0	0	0
Pentalophos-1	West	Vallesian	PNT34	<i>Ceratotherium</i>	<i>neumayri</i>	P2	Lower	Left	Upper	0	0	0	0	0
Pentalophos-1	West	Vallesian	PNT34	<i>Ceratotherium</i>	<i>neumayri</i>	P2	Lower	Right	Upper	0	0	0	0	0
Pentalophos-1	West	Vallesian	PNT34	<i>Ceratotherium</i>	<i>neumayri</i>	P3	Lower	Left	Upper	0	0	0	0	0
Pentalophos-1	West	Vallesian	PNT34	<i>Ceratotherium</i>	<i>neumayri</i>	P3	Lower	Right	Upper	0	0	0	0	0
Pentalophos-1	West	Vallesian	PNT34	<i>Ceratotherium</i>	<i>neumayri</i>	P4	Lower	Left	Upper	0	0	0	0	0
Pentalophos-1	West	Vallesian	PNT34	<i>Ceratotherium</i>	<i>neumayri</i>	P4	Lower	Right	Upper	0	0	0	0	0
Pentalophos-1	West	Vallesian	PNT34	<i>Ceratotherium</i>	<i>neumayri</i>	M1	Lower	Left	Upper	0	0	0	0	0
Pentalophos-1	West	Vallesian	PNT34	<i>Ceratotherium</i>	<i>neumayri</i>	M1	Lower	Right	Upper	0	0	0	0	0
Pentalophos-1	West	Vallesian	PNT34	<i>Ceratotherium</i>	<i>neumayri</i>	M2	Lower	Left	Upper	0	0	0	0	0
Pentalophos-1	West	Vallesian	PNT34	<i>Ceratotherium</i>	<i>neumayri</i>	M2	Lower	Right	Upper	0	0	0	0	0
Pentalophos-1	West	Vallesian	PNT34	<i>Ceratotherium</i>	<i>neumayri</i>	M3	Lower	Left	Average	0	0	0	0	0
Pentalophos-1	West	Vallesian	PNT34	<i>Ceratotherium</i>	<i>neumayri</i>	M3	Lower	Right	Average	0	0	0	0	0
Pentalophos-1	West	Vallesian	PNT48	<i>Ceratotherium</i>	<i>neumayri</i>	D2	Lower	Right	Average	0	0	0	0	0
Pentalophos-1	West	Vallesian	PNT48	<i>Ceratotherium</i>	<i>neumayri</i>	D3	Lower	Right	Average	0	0	0	0	0
Pentalophos-1	West	Vallesian	PNT48	<i>Ceratotherium</i>	<i>neumayri</i>	D4	Lower	Right	Average	1	1	1	1	1
Pentalophos-1	West	Vallesian	PNT89	<i>Ceratotherium</i>	<i>neumayri</i>	D1	Lower	Right	Under	0	0	0	0	0
Pentalophos-1	West	Vallesian	PNT89	<i>Ceratotherium</i>	<i>neumayri</i>	D2	Lower	Right	Average	0	0	0	0	0
Pentalophos-1	West	Vallesian	PNT89	<i>Ceratotherium</i>	<i>neumayri</i>	D3	Lower	Right	Average	0	0	0	0	0
Pentalophos-1	West	Vallesian	PNT89	<i>Ceratotherium</i>	<i>neumayri</i>	D4	Lower	Right	Under	0	0	0	0	0
Pentalophos-1	West	Vallesian	PNT?	<i>Chilotherium</i>	<i>kiliasi</i>	P2	Lower	Left	Upper	0	0	0	0	0
Pentalophos-1	West	Vallesian	PNT?	<i>Chilotherium</i>	<i>kiliasi</i>	P2	Lower	Right	Upper	0	0	0	0	0
Pentalophos-1	West	Vallesian	PNT?	<i>Chilotherium</i>	<i>kiliasi</i>	P3	Lower	Left	Upper	0	0	0	0	0
Pentalophos-1	West	Vallesian	PNT?	<i>Chilotherium</i>	<i>kiliasi</i>	P3	Lower	Right	Upper	0	0	0	0	0
Pentalophos-1	West	Vallesian	PNT?	<i>Chilotherium</i>	<i>kiliasi</i>	P4	Lower	Left	Upper	0	0	0	0	0
Pentalophos-1	West	Vallesian	PNT?	<i>Chilotherium</i>	<i>kiliasi</i>	P4	Lower	Right	Upper	0	0	0	0	0
Pentalophos-1	West	Vallesian	PNT?	<i>Chilotherium</i>	<i>kiliasi</i>	M1	Lower	Left	Upper	0	0	0	0	0
Pentalophos-1	West	Vallesian	PNT?	<i>Chilotherium</i>	<i>kiliasi</i>	M2	Lower	Left	Upper	0	0	0	0	0
Pentalophos-1	West	Vallesian	PNT?	<i>Chilotherium</i>	<i>kiliasi</i>	M3	Lower	Left	Other	0	0	0	0	0
Pentalophos-1	West	Vallesian	PNT12	<i>Chilotherium</i>	<i>kiliasi</i>	P2	Lower	Left	Upper	1	8	2	3	4
Pentalophos-1	West	Vallesian	PNT12	<i>Chilotherium</i>	<i>kiliasi</i>	P2	Lower	Right	Upper	1	3	1	2	4
Pentalophos-1	West	Vallesian	PNT12	<i>Chilotherium</i>	<i>kiliasi</i>	P3	Lower	Left	Upper	1	1	1	1	3
Pentalophos-1	West	Vallesian	PNT12	<i>Chilotherium</i>	<i>kiliasi</i>	P3	Lower	Right	Upper	1	1	1	1	3
Pentalophos-1	West	Vallesian	PNT12	<i>Chilotherium</i>	<i>kiliasi</i>	P4	Lower	Left	Average	1	1	3	1	4

1
2
3
4
5
6
7
8
9
10
11
12
13
14
15
16
17
18
19
20
21
22
23
24
25
26
27
28
29
30
31
32
33
34
35
36
37
38
39
40
41
42
43
44
45
46
47
48
49
50
51
52
53
54
55
56
57
58
59
60

Pentalophos-1	West	Vallesian	PNT12	<i>Chilotherium</i>	<i>kiliasi</i>	P4	Lower	Right	Average	1	1	3	1	4
Pentalophos-1	West	Vallesian	PNT12	<i>Chilotherium</i>	<i>kiliasi</i>	M1	Lower	Right	Average	0	0	0	0	0
Pentalophos-1	West	Vallesian	PNT122	<i>Chilotherium</i>	<i>kiliasi</i>	M2	Upper	Right	Average	1	8	1	2	1
Pentalophos-1	West	Vallesian	PNT122	<i>Chilotherium</i>	<i>kiliasi</i>	M3	Upper	Right	Average	1	1	2	2	2
Pentalophos-1	West	Vallesian	PNT135	<i>Chilotherium</i>	<i>kiliasi</i>	D1	Upper	Left	Upper	0	0	0	0	0
Pentalophos-1	West	Vallesian	PNT135	<i>Chilotherium</i>	<i>kiliasi</i>	P2	Upper	Left	Average	0	0	0	0	0
Pentalophos-1	West	Vallesian	PNT135	<i>Chilotherium</i>	<i>kiliasi</i>	P3	Upper	Left	Upper	0	0	0	0	0
Pentalophos-1	West	Vallesian	PNT135	<i>Chilotherium</i>	<i>kiliasi</i>	P4	Upper	Left	Upper	0	0	0	0	0
Pentalophos-1	West	Vallesian	PNT135	<i>Chilotherium</i>	<i>kiliasi</i>	M1	Upper	Left	Upper	0	0	0	0	0
Pentalophos-1	West	Vallesian	PNT135	<i>Chilotherium</i>	<i>kiliasi</i>	M2	Upper	Left	Average	0	0	0	0	0
Pentalophos-1	West	Vallesian	PNT135	<i>Chilotherium</i>	<i>kiliasi</i>	M3	Upper	Left	Average	0	0	0	0	0
Pentalophos-1	West	Vallesian	PNT142	<i>Chilotherium</i>	<i>kiliasi</i>	P2	Lower	Left	Upper	0	0	0	0	0
Pentalophos-1	West	Vallesian	PNT142	<i>Chilotherium</i>	<i>kiliasi</i>	P2	Lower	Right	Upper	0	0	0	0	0
Pentalophos-1	West	Vallesian	PNT142	<i>Chilotherium</i>	<i>kiliasi</i>	P3	Lower	Left	Upper	0	0	0	0	0
Pentalophos-1	West	Vallesian	PNT142	<i>Chilotherium</i>	<i>kiliasi</i>	P3	Lower	Right	Upper	0	0	0	0	0
Pentalophos-1	West	Vallesian	PNT142	<i>Chilotherium</i>	<i>kiliasi</i>	P4	Lower	Left	Upper	0	0	0	0	0
Pentalophos-1	West	Vallesian	PNT142	<i>Chilotherium</i>	<i>kiliasi</i>	P4	Lower	Right	Upper	1	8	1	1	1
Pentalophos-1	West	Vallesian	PNT142	<i>Chilotherium</i>	<i>kiliasi</i>	M1	Lower	Left	Upper	0	0	0	0	0
Pentalophos-1	West	Vallesian	PNT142	<i>Chilotherium</i>	<i>kiliasi</i>	M1	Lower	Right	Upper	0	0	0	0	0
Pentalophos-1	West	Vallesian	PNT142	<i>Chilotherium</i>	<i>kiliasi</i>	M2	Lower	Left	Upper	0	0	0	0	0
Pentalophos-1	West	Vallesian	PNT142	<i>Chilotherium</i>	<i>kiliasi</i>	M2	Lower	Right	Upper	0	0	0	0	0
Pentalophos-1	West	Vallesian	PNT142	<i>Chilotherium</i>	<i>kiliasi</i>	M3	Lower	Left	Upper	1	1	1	1	2
Pentalophos-1	West	Vallesian	PNT142	<i>Chilotherium</i>	<i>kiliasi</i>	M3	Lower	Right	Upper	1	1	1	1	2
Pentalophos-1	West	Vallesian	PNT3	<i>Chilotherium</i>	<i>kiliasi</i>	D2	Lower	Right	Upper	0	0	0	0	0
Pentalophos-1	West	Vallesian	PNT3	<i>Chilotherium</i>	<i>kiliasi</i>	D3	Lower	Right	Upper	0	0	0	0	0
Pentalophos-1	West	Vallesian	PNT3	<i>Chilotherium</i>	<i>kiliasi</i>	D4	Lower	Right	Average	1	1	1	3	4
Pentalophos-1	West	Vallesian	PNT32	<i>Chilotherium</i>	<i>kiliasi</i>	P2	Upper	Left	Average	0	0	0	0	0
Pentalophos-1	West	Vallesian	PNT32	<i>Chilotherium</i>	<i>kiliasi</i>	P3	Upper	Left	Average	1	1	1	1	2
Pentalophos-1	West	Vallesian	PNT32	<i>Chilotherium</i>	<i>kiliasi</i>	P4	Upper	Left	Average	0	0	0	0	0
Pentalophos-1	West	Vallesian	PNT32	<i>Chilotherium</i>	<i>kiliasi</i>	M1	Upper	Left	Average	0	0	0	0	0
Pentalophos-1	West	Vallesian	PNT32	<i>Chilotherium</i>	<i>kiliasi</i>	M2	Upper	Left	Average	0	0	0	0	0
Pentalophos-1	West	Vallesian	PNT32	<i>Chilotherium</i>	<i>kiliasi</i>	M3	Upper	Left	Under	0	0	0	0	0
Pentalophos-1	West	Vallesian	PNT56	<i>Chilotherium</i>	<i>kiliasi</i>	D2	Upper	Right	Average	0	0	0	0	0
Pentalophos-1	West	Vallesian	PNT56	<i>Chilotherium</i>	<i>kiliasi</i>	D3	Upper	Right	Average	0	0	0	0	0
Pentalophos-1	West	Vallesian	PNT56	<i>Chilotherium</i>	<i>kiliasi</i>	D4	Upper	Right	Under	0	0	0	0	0
Pentalophos-1	West	Vallesian	PNT95	<i>Chilotherium</i>	<i>kiliasi</i>	D1	Upper	Left	Under	0	0	0	0	0
Pentalophos-1	West	Vallesian	PNT95	<i>Chilotherium</i>	<i>kiliasi</i>	D2	Upper	Left	Average	0	0	0	0	0
Pentalophos-1	West	Vallesian	PNT95	<i>Chilotherium</i>	<i>kiliasi</i>	D2	Upper	Right	Average	0	0	0	0	0
Pentalophos-1	West	Vallesian	PNT95	<i>Chilotherium</i>	<i>kiliasi</i>	D3	Upper	Left	Average	0	0	0	0	0
Pentalophos-1	West	Vallesian	PNT95	<i>Chilotherium</i>	<i>kiliasi</i>	D3	Upper	Right	Average	0	0	0	0	0
Pentalophos-1	West	Vallesian	PNT95	<i>Chilotherium</i>	<i>kiliasi</i>	D4	Upper	Left	Under	0	0	0	0	0
Pentalophos-1	West	Vallesian	PNT95	<i>Chilotherium</i>	<i>kiliasi</i>	D4	Upper	Right	Under	1	1	1	1	3
Pentalophos-1	West	Vallesian	PNT95	<i>Chilotherium</i>	<i>kiliasi</i>	D1	Lower	Right	Under	0	0	0	0	0
Pentalophos-1	West	Vallesian	PNT95	<i>Chilotherium</i>	<i>kiliasi</i>	D2	Lower	Left	Average	0	0	0	0	0
Pentalophos-1	West	Vallesian	PNT95	<i>Chilotherium</i>	<i>kiliasi</i>	D2	Lower	Right	Average	0	0	0	0	0
Pentalophos-1	West	Vallesian	PNT95	<i>Chilotherium</i>	<i>kiliasi</i>	D3	Lower	Left	Average	0	0	0	0	0
Pentalophos-1	West	Vallesian	PNT95	<i>Chilotherium</i>	<i>kiliasi</i>	D3	Lower	Right	Average	0	0	0	0	0
Pentalophos-1	West	Vallesian	PNT95	<i>Chilotherium</i>	<i>kiliasi</i>	D4	Lower	Left	Average	0	0	0	0	0
Pentalophos-1	West	Vallesian	PNT95	<i>Chilotherium</i>	<i>kiliasi</i>	D4	Lower	Right	Average	0	0	0	0	0
Pikermi	West	Turolian	1854/0003/0008	<i>Ceratotherium</i>	<i>neumayri</i>	D2	Lower	Left	Under	0	0	0	0	0
Pikermi	West	Turolian	1854/0003/0008	<i>Ceratotherium</i>	<i>neumayri</i>	D3	Lower	Right	Under	0	0	0	0	0
Pikermi	West	Turolian	1854/0003/0010a	<i>Ceratotherium</i>	<i>neumayri</i>	D3	Upper	Left	Under	0	0	0	0	0
Pikermi	West	Turolian	1854/0003/0010b	<i>Ceratotherium</i>	<i>neumayri</i>	M3	Upper	Left	Average	0	0	0	0	0
Pikermi	West	Turolian	1854/0003/0010c	<i>Ceratotherium</i>	<i>neumayri</i>	D3	Lower	Left	Average	0	0	0	0	0
Pikermi	West	Turolian	1860/0032/0059	<i>Dihoplus</i>	<i>pikermiensis</i>	D3	Lower	Left	Under	0	0	0	0	0
Pikermi	West	Turolian	1860/0032/0059	<i>Dihoplus</i>	<i>pikermiensis</i>	D4	Lower	Left	Under	0	0	0	0	0
Pikermi	West	Turolian	1863/0001/0018	<i>Dihoplus</i>	<i>pikermiensis</i>	D1	Upper	Left	Average	0	0	0	0	0
Pikermi	West	Turolian	1863/0001/0018	<i>Dihoplus</i>	<i>pikermiensis</i>	D1	Upper	Right	Average	0	0	0	0	0
Pikermi	West	Turolian	1863/0001/0018	<i>Dihoplus</i>	<i>pikermiensis</i>	D2	Upper	Left	Average	0	0	0	0	0

1

2

3

4

5

6

7

8

9

10

11

12

13

14

15

16

17

18

19

20

21

22

23

24

25

26

27

28

29

30

31

32

33

34

35

36

37

38

39

40

41

42

43

44

45

46

47

48

49

50

51

52

53

54

55

56

57

58

59

60

Pikermi	West	Turolian	1863/0001/0018	<i>Dihoplus</i>	<i>pikermiensis</i>	D2	Upper	Right	Average	0	0	0	0	0
Pikermi	West	Turolian	1863/0001/0018	<i>Dihoplus</i>	<i>pikermiensis</i>	D3	Upper	Left	Average	0	0	0	0	0
Pikermi	West	Turolian	1863/0001/0018	<i>Dihoplus</i>	<i>pikermiensis</i>	D3	Upper	Right	Average	0	0	0	0	0
Pikermi	West	Turolian	1863/0001/0018	<i>Dihoplus</i>	<i>pikermiensis</i>	D4	Upper	Left	Average	0	0	0	0	0
Pikermi	West	Turolian	1863/0001/0018	<i>Dihoplus</i>	<i>pikermiensis</i>	D4	Upper	Right	Average	0	0	0	0	0
Pikermi	West	Turolian	1863/0001/0019	<i>Dihoplus</i>	<i>pikermiensis</i>	M2	Upper	Left	Average	0	0	0	0	0
Pikermi	West	Turolian	1973/1613/11	<i>Dihoplus</i>	<i>pikermiensis</i>	D1	Upper	Left	Average	0	0	0	0	0
Pikermi	West	Turolian	1973/1613/11	<i>Dihoplus</i>	<i>pikermiensis</i>	D1	Upper	Right	Average	0	0	0	0	0
Pikermi	West	Turolian	1973/1613/11	<i>Dihoplus</i>	<i>pikermiensis</i>	D2	Upper	Left	Average	0	0	0	0	0
Pikermi	West	Turolian	1973/1613/11	<i>Dihoplus</i>	<i>pikermiensis</i>	D2	Upper	Right	Average	0	0	0	0	0
Pikermi	West	Turolian	1973/1613/11	<i>Dihoplus</i>	<i>pikermiensis</i>	D3	Upper	Left	Average	0	0	0	0	0
Pikermi	West	Turolian	1973/1613/11	<i>Dihoplus</i>	<i>pikermiensis</i>	D3	Upper	Right	Average	0	0	0	0	0
Pikermi	West	Turolian	1973/1613/11	<i>Dihoplus</i>	<i>pikermiensis</i>	D4	Upper	Left	Under	0	0	0	0	0
Pikermi	West	Turolian	1973/1613/11	<i>Dihoplus</i>	<i>pikermiensis</i>	D4	Upper	Right	Under	1	9	2	3	4
Ravin des zouaves-5 (RZO)	West	Turolian	RZO?	<i>Ceratotherium</i>	<i>neumayri</i>	P2	Upper	Left	Average	0	0	0	0	0
Ravin des zouaves-5 (RZO)	West	Turolian	RZO?	<i>Ceratotherium</i>	<i>neumayri</i>	P2	Upper	Right	Average	0	0	0	0	0
Ravin des zouaves-5 (RZO)	West	Turolian	RZO?	<i>Ceratotherium</i>	<i>neumayri</i>	P3	Upper	Left	Average	0	0	0	0	0
Ravin des zouaves-5 (RZO)	West	Turolian	RZO?	<i>Ceratotherium</i>	<i>neumayri</i>	P3	Upper	Right	Average	0	0	0	0	0
Ravin des zouaves-5 (RZO)	West	Turolian	RZO?	<i>Ceratotherium</i>	<i>neumayri</i>	P4	Upper	Left	Average	0	0	0	0	0
Ravin des zouaves-5 (RZO)	West	Turolian	RZO?	<i>Ceratotherium</i>	<i>neumayri</i>	P4	Upper	Right	Average	0	0	0	0	0
Ravin des zouaves-5 (RZO)	West	Turolian	RZO?	<i>Ceratotherium</i>	<i>neumayri</i>	M1	Upper	Left	Average	0	0	0	0	0
Ravin des zouaves-5 (RZO)	West	Turolian	RZO?	<i>Ceratotherium</i>	<i>neumayri</i>	P2	Lower	Left	Average	0	0	0	0	0
Ravin des zouaves-5 (RZO)	West	Turolian	RZO?	<i>Ceratotherium</i>	<i>neumayri</i>	P2	Lower	Right	Average	0	0	0	0	0
Ravin des zouaves-5 (RZO)	West	Turolian	RZO?	<i>Ceratotherium</i>	<i>neumayri</i>	P3	Lower	Left	Upper	0	0	0	0	0
Ravin des zouaves-5 (RZO)	West	Turolian	RZO?	<i>Ceratotherium</i>	<i>neumayri</i>	P3	Lower	Right	Upper	0	0	0	0	0
Ravin des zouaves-5 (RZO)	West	Turolian	RZO?	<i>Ceratotherium</i>	<i>neumayri</i>	P4	Lower	Left	Upper	0	0	0	0	0
Ravin des zouaves-5 (RZO)	West	Turolian	RZO?	<i>Ceratotherium</i>	<i>neumayri</i>	P4	Lower	Right	Upper	0	0	0	0	0
Ravin des zouaves-5 (RZO)	West	Turolian	RZO?	<i>Ceratotherium</i>	<i>neumayri</i>	M1	Lower	Left	Upper	0	0	0	0	0
Ravin des zouaves-5 (RZO)	West	Turolian	RZO?	<i>Ceratotherium</i>	<i>neumayri</i>	M1	Lower	Right	Upper	0	0	0	0	0
Ravin des zouaves-5 (RZO)	West	Turolian	RZO?	<i>Ceratotherium</i>	<i>neumayri</i>	M2	Lower	Left	Under	0	0	0	0	0
Ravin des zouaves-5 (RZO)	West	Turolian	RZO?	<i>Ceratotherium</i>	<i>neumayri</i>	M2	Lower	Right	Under	0	0	0	0	0
Ravin des zouaves-5 (RZO)	West	Turolian	RZO26	<i>Ceratotherium</i>	<i>neumayri</i>	P2	Upper	Left	Average	0	0	0	0	0
Ravin des zouaves-5 (RZO)	West	Turolian	RZO26	<i>Ceratotherium</i>	<i>neumayri</i>	P2	Upper	Right	Average	0	0	0	0	0

1
2
3
4
5
6
7
8
9
10
11
12
13
14
15
16
17
18
19
20
21
22
23
24
25
26
27
28
29
30
31
32
33
34
35
36
37
38
39
40
41
42
43
44
45
46
47
48
49
50
51
52
53
54
55
56
57
58
59
60

Ravin des zouaves-5 (RZO)	West	Turolian	RZO26	<i>Ceratotherium</i>	<i>neumayri</i>	P3	Upper	Left	Upper	0	0	0	0	0
Ravin des zouaves-5 (RZO)	West	Turolian	RZO26	<i>Ceratotherium</i>	<i>neumayri</i>	P3	Upper	Right	Upper	0	0	0	0	0
Ravin des zouaves-5 (RZO)	West	Turolian	RZO26	<i>Ceratotherium</i>	<i>neumayri</i>	P4	Upper	Left	Upper	0	0	0	0	0
Ravin des zouaves-5 (RZO)	West	Turolian	RZO26	<i>Ceratotherium</i>	<i>neumayri</i>	P4	Upper	Right	Average	0	0	0	0	0
Ravin des zouaves-5 (RZO)	West	Turolian	RZO26	<i>Ceratotherium</i>	<i>neumayri</i>	M1	Upper	Left	Average	0	0	0	0	0
Ravin des zouaves-5 (RZO)	West	Turolian	RZO26	<i>Ceratotherium</i>	<i>neumayri</i>	M1	Upper	Right	Average	0	0	0	0	0
Ravin des zouaves-5 (RZO)	West	Turolian	RZO26	<i>Ceratotherium</i>	<i>neumayri</i>	M2	Upper	Left	Average	0	0	0	0	0
Ravin des zouaves-5 (RZO)	West	Turolian	RZO26	<i>Ceratotherium</i>	<i>neumayri</i>	M2	Upper	Right	Average	0	0	0	0	0
Ravin des zouaves-5 (RZO)	West	Turolian	RZO26	<i>Ceratotherium</i>	<i>neumayri</i>	M3	Upper	Left	Average	0	0	0	0	0
Ravin des zouaves-5 (RZO)	West	Turolian	RZO26	<i>Ceratotherium</i>	<i>neumayri</i>	M3	Upper	Right	Average	0	0	0	0	0
Samos	East	Turolian	1911/0005/0040	<i>Ceratotherium</i>	<i>neumayri</i>	D2	Lower	Right	Under	0	0	0	0	0
Samos	East	Turolian	1911/0005/0040	<i>Ceratotherium</i>	<i>neumayri</i>	D3	Lower	Right	Under	0	0	0	0	0
Samos	East	Turolian	1911/0005/0043	<i>Ceratotherium</i>	<i>neumayri</i>	D2	Lower	Right	Average	0	0	0	0	0
Samos	East	Turolian	1911/0005/0044	<i>Ceratotherium</i>	<i>neumayri</i>	D3	Lower	Right	Average	0	0	0	0	0
Samos	East	Turolian	1911/0005/0044	<i>Ceratotherium</i>	<i>neumayri</i>	D1	Lower	Left	Under	0	0	0	0	0
Samos	East	Turolian	1911/0005/0044	<i>Ceratotherium</i>	<i>neumayri</i>	D1	Lower	Right	Under	0	0	0	0	0
Samos	East	Turolian	1911/0005/0044	<i>Ceratotherium</i>	<i>neumayri</i>	D2	Lower	Left	Upper	0	0	0	0	0
Samos	East	Turolian	1911/0005/0044	<i>Ceratotherium</i>	<i>neumayri</i>	D2	Lower	Right	Upper	0	0	0	0	0
Samos	East	Turolian	1911/0005/0044	<i>Ceratotherium</i>	<i>neumayri</i>	D3	Lower	Left	Average	0	0	0	0	0
Samos	East	Turolian	1911/0005/0044	<i>Ceratotherium</i>	<i>neumayri</i>	D3	Lower	Right	Average	0	0	0	0	0
Samos	East	Turolian	1911/0005/0044	<i>Ceratotherium</i>	<i>neumayri</i>	D4	Lower	Left	Average	0	0	0	0	0
Samos	East	Turolian	1911/0005/0044	<i>Ceratotherium</i>	<i>neumayri</i>	D4	Lower	Right	Average	0	0	0	0	0
Samos	East	Turolian	1911/0005/0045	<i>Ceratotherium</i>	<i>neumayri</i>	D1	Upper	Left	Average	0	0	0	0	0
Samos	East	Turolian	1911/0005/0045	<i>Ceratotherium</i>	<i>neumayri</i>	D1	Upper	Right	Upper	0	0	0	0	0
Samos	East	Turolian	1911/0005/0045	<i>Ceratotherium</i>	<i>neumayri</i>	D2	Upper	Left	Average	0	0	0	0	0
Samos	East	Turolian	1911/0005/0045	<i>Ceratotherium</i>	<i>neumayri</i>	D2	Upper	Right	Upper	0	0	0	0	0
Samos	East	Turolian	1911/0005/0045	<i>Ceratotherium</i>	<i>neumayri</i>	D3	Upper	Left	Average	0	0	0	0	0
Samos	East	Turolian	1911/0005/0045	<i>Ceratotherium</i>	<i>neumayri</i>	D3	Upper	Right	Average	0	0	0	0	0
Samos	East	Turolian	1911/0005/0045	<i>Ceratotherium</i>	<i>neumayri</i>	D4	Upper	Left	Average	1	1	1	2	3
Samos	East	Turolian	1911/0005/0045	<i>Ceratotherium</i>	<i>neumayri</i>	D4	Upper	Right	Average	1	1	1	2	3
Samos	East	Turolian	1911/0005/0045	<i>Ceratotherium</i>	<i>neumayri</i>	M1	Upper	Left	Under	0	0	0	0	0
Samos	East	Turolian	1911/0005/0045	<i>Ceratotherium</i>	<i>neumayri</i>	M1	Upper	Right	Average	0	0	0	0	0
Samos	East	Turolian	1911/0005/0439	<i>Ceratotherium</i>	<i>neumayri</i>	D1	Lower	Left	Under	0	0	0	0	0
Samos	East	Turolian	1911/0005/0439	<i>Ceratotherium</i>	<i>neumayri</i>	D2	Lower	Left	Upper	0	0	0	0	0
Samos	East	Turolian	1911/0005/0439	<i>Ceratotherium</i>	<i>neumayri</i>	D2	Lower	Right	Upper	0	0	0	0	0
Samos	East	Turolian	1911/0005/0439	<i>Ceratotherium</i>	<i>neumayri</i>	D3	Lower	Left	Upper	0	0	0	0	0
Samos	East	Turolian	1911/0005/0439	<i>Ceratotherium</i>	<i>neumayri</i>	D3	Lower	Right	Upper	0	0	0	0	0
Samos	East	Turolian	1911/0005/0439	<i>Ceratotherium</i>	<i>neumayri</i>	D4	Lower	Left	Average	1	1	1	1	3
Samos	East	Turolian	1911/0005/0439	<i>Ceratotherium</i>	<i>neumayri</i>	D4	Lower	Right	Average	1	1	1	1	3
Samos	East	Turolian	1911/0005/0439	<i>Ceratotherium</i>	<i>neumayri</i>	M1	Lower	Left	Under	0	0	0	0	0
Samos	East	Turolian	1911/0005/0439	<i>Ceratotherium</i>	<i>neumayri</i>	M1	Lower	Right	Under	1	8	1	3	2
Samos	East	Turolian	Sam-1	<i>Ceratotherium</i>	<i>neumayri</i>	P2	Upper	Left	Average	1	1	1	1	2
Samos	East	Turolian	Sam-1	<i>Ceratotherium</i>	<i>neumayri</i>	P2	Upper	Right	Average	1	1	1	1	2
Samos	East	Turolian	Sam-1	<i>Ceratotherium</i>	<i>neumayri</i>	P3	Upper	Left	Average	1	1	2	3	2
Samos	East	Turolian	Sam-1	<i>Ceratotherium</i>	<i>neumayri</i>	P3	Upper	Right	Average	1	1	2	3	2

1

2

3

4

5

6

7

8

9

10

11

12

13

14

15

16

17

18

19

20

21

22

23

24

25

26

27

28

29

30

31

32

33

34

35

36

37

38

39

40

41

42

43

44

45

46

47

48

49

50

51

52

53

54

55

56

57

58

59

60

3	Samos	East	Turolian	Sam-1	<i>Ceratotherium</i>	<i>neumayri</i>	P4	Upper	Left	Average	0	0	0	0	0
4	Samos	East	Turolian	Sam-1	<i>Ceratotherium</i>	<i>neumayri</i>	P4	Upper	Right	Average	0	0	0	0	0
5	Samos	East	Turolian	Sam-1	<i>Ceratotherium</i>	<i>neumayri</i>	M1	Upper	Left	Average	0	0	0	0	0
6	Samos	East	Turolian	Sam-1	<i>Ceratotherium</i>	<i>neumayri</i>	M1	Upper	Right	Average	0	0	0	0	0
7	Samos	East	Turolian	Sam-1	<i>Ceratotherium</i>	<i>neumayri</i>	M2	Upper	Left	Average	0	0	0	0	0
8	Samos	East	Turolian	Sam-1	<i>Ceratotherium</i>	<i>neumayri</i>	M2	Upper	Right	Average	0	0	0	0	0
9	Samos	East	Turolian	Sam-1	<i>Ceratotherium</i>	<i>neumayri</i>	M3	Upper	Left	Average	0	0	0	0	0
10	Samos	East	Turolian	Sam-1	<i>Ceratotherium</i>	<i>neumayri</i>	M3	Upper	Right	Average	0	0	0	0	0
11	Samos	East	Turolian	1911/0005/0033	<i>Chilotherium</i>	<i>schlosseri</i>	P2	Lower	Left	Under	0	0	0	0	0
12	Samos	East	Turolian	1911/0005/0033	<i>Chilotherium</i>	<i>schlosseri</i>	P3	Lower	Left	Average	0	0	0	0	0
13	Samos	East	Turolian	1911/0005/0033	<i>Chilotherium</i>	<i>schlosseri</i>	P3	Lower	Right	Average	0	0	0	0	0
14	Samos	East	Turolian	1911/0005/0033	<i>Chilotherium</i>	<i>schlosseri</i>	D4	Lower	Left	Upper	1	1	1	1	2
15	Samos	East	Turolian	1911/0005/0033	<i>Chilotherium</i>	<i>schlosseri</i>	D4	Lower	Right	Upper	1	1	1	1	3
16	Samos	East	Turolian	1911/0005/0033	<i>Chilotherium</i>	<i>schlosseri</i>	M1	Lower	Left	Average	0	0	0	0	0
17	Samos	East	Turolian	1911/0005/0033	<i>Chilotherium</i>	<i>schlosseri</i>	M1	Lower	Right	Average	0	0	0	0	0
18	Samos	East	Turolian	1911/0005/0033	<i>Chilotherium</i>	<i>schlosseri</i>	M2	Lower	Left	Under	0	0	0	0	0
19	Samos	East	Turolian	1911/0005/0033	<i>Chilotherium</i>	<i>schlosseri</i>	M2	Lower	Right	Under	0	0	0	0	0
20	Samos	East	Turolian	1911/0005/0030	<i>Dihoplus</i>	<i>pikermiensis</i>	D1	Upper	Left	Average	1	8	1	1	3
21	Samos	East	Turolian	1911/0005/0030	<i>Dihoplus</i>	<i>pikermiensis</i>	D1	Upper	Right	Average	1	3	1	1	2
22	Samos	East	Turolian	1911/0005/0030	<i>Dihoplus</i>	<i>pikermiensis</i>	D2	Upper	Left	Average	1	1	1	1	3
23	Samos	East	Turolian	1911/0005/0030	<i>Dihoplus</i>	<i>pikermiensis</i>	D2	Upper	Right	Average	0	0	0	0	0
24	Samos	East	Turolian	1911/0005/0030	<i>Dihoplus</i>	<i>pikermiensis</i>	D3	Upper	Left	Average	0	0	0	0	0
25	Samos	East	Turolian	1911/0005/0030	<i>Dihoplus</i>	<i>pikermiensis</i>	D3	Upper	Right	Average	0	0	0	0	0
26	Samos	East	Turolian	1911/0005/0030	<i>Dihoplus</i>	<i>pikermiensis</i>	D4	Upper	Left	Under	0	0	0	0	0
27	Samos	East	Turolian	1911/0005/0030	<i>Dihoplus</i>	<i>pikermiensis</i>	D4	Upper	Right	Under	0	0	0	0	0
28	Samos	East	Turolian	1911/0005/0041	<i>Dihoplus</i>	<i>pikermiensis</i>	D1	Upper	Left	Average	1	1	1	1	3
29	Samos	East	Turolian	1911/0005/0041	<i>Dihoplus</i>	<i>pikermiensis</i>	D1	Upper	Right	Average	0	0	0	0	0
30	Samos	East	Turolian	1911/0005/0041	<i>Dihoplus</i>	<i>pikermiensis</i>	D2	Upper	Left	Average	1	8	1	1	2
31	Samos	East	Turolian	1911/0005/0041	<i>Dihoplus</i>	<i>pikermiensis</i>	D2	Upper	Right	Average	1	2	1	2	2
32	Samos	East	Turolian	1911/0005/0041	<i>Dihoplus</i>	<i>pikermiensis</i>	D3	Upper	Left	Average	1	2	1	2	2
33	Samos	East	Turolian	1911/0005/0041	<i>Dihoplus</i>	<i>pikermiensis</i>	D3	Upper	Right	Average	1	2	1	2	2
34	Samos	East	Turolian	1911/0005/0041	<i>Dihoplus</i>	<i>pikermiensis</i>	D4	Upper	Left	Under	0	0	0	0	0
35	Samos	East	Turolian	1911/0005/0041	<i>Dihoplus</i>	<i>pikermiensis</i>	D4	Upper	Right	Under	0	0	0	0	0
36	Xirochori	West	Vallesian	XIR	<i>Chilotherium</i>	sp.	P2	Upper	Left	Under	0	0	0	0	0
37	Xirochori	West	Vallesian	XIR	<i>Chilotherium</i>	sp.	P2	Upper	Right	Under	0	0	0	0	0
38	Xirochori	West	Vallesian	XIR	<i>Chilotherium</i>	sp.	D3	Upper	Left	Upper	0	0	0	0	0
39	Xirochori	West	Vallesian	XIR	<i>Chilotherium</i>	sp.	D3	Upper	Right	Upper	0	0	0	0	0
40	Xirochori	West	Vallesian	XIR	<i>Chilotherium</i>	sp.	D4	Upper	Left	Average	0	0	0	0	0
41	Xirochori	West	Vallesian	XIR	<i>Chilotherium</i>	sp.	D4	Upper	Right	Average	0	0	0	0	0
42	Xirochori	West	Vallesian	XIR	<i>Chilotherium</i>	sp.	M1	Upper	Left	Average	1	1	1	1	3
43	Xirochori	West	Vallesian	XIR	<i>Chilotherium</i>	sp.	M1	Upper	Right	Average	0	0	0	0	0
44	Xirochori	West	Vallesian	XIR	<i>Chilotherium</i>	sp.	M2	Upper	Left	Under	0	0	0	0	0
45	Xirochori	West	Vallesian	XIR	<i>Chilotherium</i>	sp.	M2	Upper	Right	Under	0	0	0	0	0
46	Maragheh	East	Turolian	Mar1949	<i>Ceratotherium</i>	<i>neumayri</i>	M2	Lower	Right	Under	0	0	0	0	0
47	Maragheh	East	Turolian	Mar1959	<i>Ceratotherium</i>	<i>neumayri</i>	M1	Lower	Right	Average	0	0	0	0	0
48	Maragheh	East	Turolian	Mar2035	<i>Ceratotherium</i>	<i>neumayri</i>	M2	Lower	Right	Under	0	0	0	0	0
49	Maragheh	East	Turolian	Mar2057	<i>Ceratotherium</i>	<i>neumayri</i>	D4	Upper	Right	Under	0	0	0	0	0
50	Maragheh	East	Turolian	Mar2058	<i>Ceratotherium</i>	<i>neumayri</i>	D2	Upper	Right	Under	0	0	0	0	0
51	Maragheh	East	Turolian	Mar2110	<i>Ceratotherium</i>	<i>neumayri</i>	M3	Upper	Left	Under	0	0	0	0	0
52	Maragheh	East	Turolian	Mar2117	<i>Ceratotherium</i>	<i>neumayri</i>	P2	Lower	Right	Average	0	0	0	0	0
53	Maragheh	East	Turolian	Mar2117	<i>Ceratotherium</i>	<i>neumayri</i>	P3	Lower	Right	Average	0	0	0	0	0
54	Maragheh	East	Turolian	Mar2117	<i>Ceratotherium</i>	<i>neumayri</i>	P4	Lower	Right	Average	0	0	0	0	0
55	Maragheh	East	Turolian	Mar2117	<i>Ceratotherium</i>	<i>neumayri</i>	M1	Lower	Right	Average	0	0	0	0	0
56	Maragheh	East	Turolian	Mar2142	<i>Ceratotherium</i>	<i>neumayri</i>	M2	Lower	Left	Average	0	0	0	0	0
57	Maragheh	East	Turolian	Mar2143	<i>Ceratotherium</i>	<i>neumayri</i>	M1	Lower	Left	Upper	1	1	3	1	2
58	Maragheh	East	Turolian	Mar2144	<i>Ceratotherium</i>	<i>neumayri</i>	M1	Lower	Left	Average	1	1	1	1	2
59	Maragheh	East	Turolian	Mar2145	<i>Ceratotherium</i>	<i>neumayri</i>	P4	Lower	Left	Average	0	0	0	0	0
60	Maragheh	East	Turolian	Mar2166	<i>Ceratotherium</i>	<i>neumayri</i>	P3	Lower	Right	Under	1	1	1	1	2
	Maragheh	East	Turolian	Mar2168	<i>Ceratotherium</i>	<i>neumayri</i>	D2	Lower	Left	Average	0	0	0	0	0

1
2
3
4
5
6
7
8
9
10
11
12
13
14
15
16
17
18
19
20
21
22
23
24
25
26
27
28
29
30
31
32
33
34
35
36
37
38
39
40
41
42
43
44
45
46
47
48
49
50
51
52
53
54
55
56
57
58
59
60

Maragheh	East	Turolian	Mar2169	<i>Ceratotherium</i>	<i>neumayri</i>	D3	Lower	Right	Average	0	0	0	0	0
Maragheh	East	Turolian	Mar2169	<i>Ceratotherium</i>	<i>neumayri</i>	D4	Lower	Right	Average	0	0	0	0	0
Maragheh	East	Turolian	Mar2173	<i>Ceratotherium</i>	<i>neumayri</i>	M2	Lower	Left	Average	1	1	2	1	1
Maragheh	East	Turolian	Mar2176	<i>Ceratotherium</i>	<i>neumayri</i>	P3	Lower	Left	Upper	0	0	0	0	0
Maragheh	East	Turolian	Mar2176	<i>Ceratotherium</i>	<i>neumayri</i>	P4	Lower	Left	Average	0	0	0	0	0
Maragheh	East	Turolian	Mar2176	<i>Ceratotherium</i>	<i>neumayri</i>	M2	Lower	Left	Under	0	0	0	0	0
Maragheh	East	Turolian	Mar2176	<i>Ceratotherium</i>	<i>neumayri</i>	P4	Lower	Right	Average	0	0	0	0	0
Maragheh	East	Turolian	Mar2176	<i>Ceratotherium</i>	<i>neumayri</i>	P3	Lower	Right	Average	0	0	0	0	0
Maragheh	East	Turolian	Mar2199	<i>Ceratotherium</i>	<i>neumayri</i>	D1	Upper	Right	Average	0	0	0	0	0
Maragheh	East	Turolian	Mar2200	<i>Ceratotherium</i>	<i>neumayri</i>	D1	Upper	Left	Upper	0	0	0	0	0
Maragheh	East	Turolian	Mar2272	<i>Ceratotherium</i>	<i>neumayri</i>	M3	Lower	Right	Under	0	0	0	0	0
Maragheh	East	Turolian	Mar2320	<i>Ceratotherium</i>	<i>neumayri</i>	D2	Upper	Left	Average	0	0	0	0	0
Maragheh	East	Turolian	2014-0424-0001a+b	<i>Ceratotherium</i>	<i>neumayri</i>	P2	Upper	Left	Average	0	0	0	0	0
Maragheh	East	Turolian	2014-0424-0001a+b	<i>Ceratotherium</i>	<i>neumayri</i>	P2	Upper	Right	Average	0	0	0	0	0
Maragheh	East	Turolian	2014-0424-0001a+b	<i>Ceratotherium</i>	<i>neumayri</i>	P3	Upper	Left	Average	0	0	0	0	0
Maragheh	East	Turolian	2014-0424-0001a+b	<i>Ceratotherium</i>	<i>neumayri</i>	P3	Upper	Right	Average	0	0	0	0	0
Maragheh	East	Turolian	2014-0424-0001a+b	<i>Ceratotherium</i>	<i>neumayri</i>	P4	Upper	Left	Average	0	0	0	0	0
Maragheh	East	Turolian	2014-0424-0001a+b	<i>Ceratotherium</i>	<i>neumayri</i>	P4	Upper	Right	Average	0	0	0	0	0
Maragheh	East	Turolian	2014-0424-0001a+b	<i>Ceratotherium</i>	<i>neumayri</i>	M1	Upper	Left	Average	0	0	0	0	0
Maragheh	East	Turolian	2014-0424-0001a+b	<i>Ceratotherium</i>	<i>neumayri</i>	M1	Upper	Right	Average	0	0	0	0	0
Maragheh	East	Turolian	2014-0424-0001a+b	<i>Ceratotherium</i>	<i>neumayri</i>	M2	Upper	Left	Average	0	0	0	0	0
Maragheh	East	Turolian	2014-0424-0001a+b	<i>Ceratotherium</i>	<i>neumayri</i>	M2	Upper	Right	Average	0	0	0	0	0
Maragheh	East	Turolian	2014-0424-0001a+b	<i>Ceratotherium</i>	<i>neumayri</i>	M3	Upper	Left	Under	0	0	0	0	0
Maragheh	East	Turolian	2014-0424-0001a+b	<i>Ceratotherium</i>	<i>neumayri</i>	M3	Upper	Right	Under	0	0	0	0	0
Maragheh	East	Turolian	2014-0424-0001a+b	<i>Ceratotherium</i>	<i>neumayri</i>	P2	Lower	Left	Average	0	0	0	0	0
Maragheh	East	Turolian	2014-0424-0001a+b	<i>Ceratotherium</i>	<i>neumayri</i>	P2	Lower	Right	Average	0	0	0	0	0
Maragheh	East	Turolian	2014-0424-0001a+b	<i>Ceratotherium</i>	<i>neumayri</i>	P3	Lower	Left	Upper	0	0	0	0	0
Maragheh	East	Turolian	2014-0424-0001a+b	<i>Ceratotherium</i>	<i>neumayri</i>	P3	Lower	Right	Upper	0	0	0	0	0
Maragheh	East	Turolian	2014-0424-0001a+b	<i>Ceratotherium</i>	<i>neumayri</i>	P4	Lower	Left	Average	0	0	0	0	0
Maragheh	East	Turolian	2014-0424-0001a+b	<i>Ceratotherium</i>	<i>neumayri</i>	P4	Lower	Right	Average	0	0	0	0	0
Maragheh	East	Turolian	2014-0424-0001a+b	<i>Ceratotherium</i>	<i>neumayri</i>	M1	Lower	Left	Average	0	0	0	0	0
Maragheh	East	Turolian	2014-0424-0001a+b	<i>Ceratotherium</i>	<i>neumayri</i>	M1	Lower	Right	Average	0	0	0	0	0
Maragheh	East	Turolian	2014-0424-0001a+b	<i>Ceratotherium</i>	<i>neumayri</i>	M2	Lower	Left	Average	0	0	0	0	0
Maragheh	East	Turolian	2014-0424-0001a+b	<i>Ceratotherium</i>	<i>neumayri</i>	M2	Lower	Right	Average	0	0	0	0	0
Maragheh	East	Turolian	2014-0424-0001a+b	<i>Ceratotherium</i>	<i>neumayri</i>	M3	Lower	Left	Under	0	0	0	0	0
Maragheh	East	Turolian	2014-0424-0001a+b	<i>Ceratotherium</i>	<i>neumayri</i>	M3	Lower	Right	Under	0	0	0	0	0
Maragheh	East	Turolian	Mar0385	<i>Ceratotherium</i>	<i>neumayri</i>	M1	Lower	Left	Upper	0	0	0	0	0
Maragheh	East	Turolian	Mar0385	<i>Ceratotherium</i>	<i>neumayri</i>	M2	Lower	Left	Average	1	8	1	1	3
Maragheh	East	Turolian	Mar0385	<i>Ceratotherium</i>	<i>neumayri</i>	M3	Lower	Left	Average	1	1	1	2	2
Maragheh	East	Turolian	Mar1948	<i>Chilotherium</i>	<i>persiae</i>	D2	Lower	Right	Upper	0	0	0	0	0
Maragheh	East	Turolian	Mar1948	<i>Chilotherium</i>	<i>persiae</i>	D3	Lower	Right	Upper	0	0	0	0	0
Maragheh	East	Turolian	Mar1948	<i>Chilotherium</i>	<i>persiae</i>	D4	Lower	Right	Average	1	1	2	1	2
Maragheh	East	Turolian	Mar1960	<i>Chilotherium</i>	<i>persiae</i>	P3	Lower	Left	Upper	0	0	0	0	0
Maragheh	East	Turolian	Mar1962	<i>Chilotherium</i>	<i>persiae</i>	P3	Lower	Right	Upper	0	0	0	0	0

1

2

3

4

5

6

7

8

9

10

11

12

13

14

15

16

17

18

19

20

21

22

23

24

25

26

27

28

29

30

31

32

33

34

35

36

37

38

39

40

41

42

43

44

45

46

47

48

49

50

51

52

53

54

55

56

57

58

59

60

Maragheh	East	Turolian	Mar1962	<i>Chilotherium</i>	<i>persiae</i>	P4	Lower	Right	Upper	0	0	0	0	0
Maragheh	East	Turolian	Mar1965	<i>Chilotherium</i>	<i>persiae</i>	P2	Lower	Right	Average	0	0	0	0	0
Maragheh	East	Turolian	Mar1969	<i>Chilotherium</i>	<i>persiae</i>	M2	Lower	Right	Upper	1	1	1	1	2
Maragheh	East	Turolian	Mar1970	<i>Chilotherium</i>	<i>persiae</i>	P4	Lower	Left	Upper	0	0	0	0	0
Maragheh	East	Turolian	Mar1971	<i>Chilotherium</i>	<i>persiae</i>	M1	Lower	Right	Upper	0	0	0	0	0
Maragheh	East	Turolian	Mar1972	<i>Chilotherium</i>	<i>persiae</i>	P3	Lower	Right	Upper	0	0	0	0	0
Maragheh	East	Turolian	Mar2032	<i>Chilotherium</i>	<i>persiae</i>	D2	Lower	Left	Upper	0	0	0	0	0
Maragheh	East	Turolian	Mar2032	<i>Chilotherium</i>	<i>persiae</i>	D2	Lower	Right	Upper	0	0	0	0	0
Maragheh	East	Turolian	Mar2032	<i>Chilotherium</i>	<i>persiae</i>	D3	Lower	Left	Upper	0	0	0	0	0
Maragheh	East	Turolian	Mar2032	<i>Chilotherium</i>	<i>persiae</i>	D3	Lower	Right	Upper	0	0	0	0	0
Maragheh	East	Turolian	Mar2032	<i>Chilotherium</i>	<i>persiae</i>	D4	Lower	Left	Average	1	1	1	1	2
Maragheh	East	Turolian	Mar2032	<i>Chilotherium</i>	<i>persiae</i>	D4	Lower	Right	Average	1	1	1	1	2
Maragheh	East	Turolian	Mar2034	<i>Chilotherium</i>	<i>persiae</i>	D2	Upper	Left	Upper	0	0	0	0	0
Maragheh	East	Turolian	Mar2034	<i>Chilotherium</i>	<i>persiae</i>	D2	Upper	Right	Upper	0	0	0	0	0
Maragheh	East	Turolian	Mar2034	<i>Chilotherium</i>	<i>persiae</i>	D3	Upper	Left	Upper	0	0	0	0	0
Maragheh	East	Turolian	Mar2034	<i>Chilotherium</i>	<i>persiae</i>	D4	Upper	Left	Average	1	1	1	2	3
Maragheh	East	Turolian	Mar2034	<i>Chilotherium</i>	<i>persiae</i>	D4	Upper	Right	Average	1	1	1	2	3
Maragheh	East	Turolian	Mar2070	<i>Chilotherium</i>	<i>persiae</i>	D2	Lower	Right	Under	0	0	0	0	0
Maragheh	East	Turolian	Mar2070	<i>Chilotherium</i>	<i>persiae</i>	D2	Lower	Left	Under	0	0	0	0	0
Maragheh	East	Turolian	Mar2070	<i>Chilotherium</i>	<i>persiae</i>	D3	Lower	Right	Average	0	0	0	0	0
Maragheh	East	Turolian	Mar2072	<i>Chilotherium</i>	<i>persiae</i>	P2	Lower	Left	Upper	0	0	0	0	0
Maragheh	East	Turolian	Mar2118	<i>Chilotherium</i>	<i>persiae</i>	P2	Lower	Left	Average	0	0	0	0	0
Maragheh	East	Turolian	Mar2118	<i>Chilotherium</i>	<i>persiae</i>	P2	Lower	Right	Average	0	0	0	0	0
Maragheh	East	Turolian	Mar2118	<i>Chilotherium</i>	<i>persiae</i>	P3	Lower	Left	Average	0	0	0	0	0
Maragheh	East	Turolian	Mar2118	<i>Chilotherium</i>	<i>persiae</i>	P3	Lower	Right	Average	0	0	0	0	0
Maragheh	East	Turolian	Mar2119	<i>Chilotherium</i>	<i>persiae</i>	D2	Lower	Left	Upper	0	0	0	0	0
Maragheh	East	Turolian	Mar2119	<i>Chilotherium</i>	<i>persiae</i>	D2	Lower	Right	Upper	0	0	0	0	0
Maragheh	East	Turolian	Mar2119	<i>Chilotherium</i>	<i>persiae</i>	D3	Lower	Left	Average	0	0	0	0	0
Maragheh	East	Turolian	Mar2119	<i>Chilotherium</i>	<i>persiae</i>	D3	Lower	Right	Average	0	0	0	0	0
Maragheh	East	Turolian	Mar2119	<i>Chilotherium</i>	<i>persiae</i>	D4	Lower	Left	Average	1	1	1	1	1
Maragheh	East	Turolian	Mar2119	<i>Chilotherium</i>	<i>persiae</i>	D4	Lower	Right	Average	1	1	1	1	1
Maragheh	East	Turolian	Mar2123	<i>Chilotherium</i>	<i>persiae</i>	D1	Upper	Left	Upper	0	0	0	0	0
Maragheh	East	Turolian	Mar2123	<i>Chilotherium</i>	<i>persiae</i>	D1	Upper	Right	Upper	0	0	0	0	0
Maragheh	East	Turolian	Mar2123	<i>Chilotherium</i>	<i>persiae</i>	P2	Upper	Left	Average	0	0	0	0	0
Maragheh	East	Turolian	Mar2123	<i>Chilotherium</i>	<i>persiae</i>	P2	Upper	Right	Average	0	0	0	0	0
Maragheh	East	Turolian	Mar2123	<i>Chilotherium</i>	<i>persiae</i>	P3	Upper	Left	Average	0	0	0	0	0
Maragheh	East	Turolian	Mar2123	<i>Chilotherium</i>	<i>persiae</i>	P3	Upper	Right	Average	0	0	0	0	0
Maragheh	East	Turolian	Mar2123	<i>Chilotherium</i>	<i>persiae</i>	P4	Upper	Left	Average	0	0	0	0	0
Maragheh	East	Turolian	Mar2123	<i>Chilotherium</i>	<i>persiae</i>	P4	Upper	Right	Average	0	0	0	0	0
Maragheh	East	Turolian	Mar2123	<i>Chilotherium</i>	<i>persiae</i>	M1	Upper	Left	Upper	0	0	0	0	0
Maragheh	East	Turolian	Mar2123	<i>Chilotherium</i>	<i>persiae</i>	M1	Upper	Right	Upper	0	0	0	0	0
Maragheh	East	Turolian	Mar2123	<i>Chilotherium</i>	<i>persiae</i>	M2	Upper	Left	Average	0	0	0	0	0
Maragheh	East	Turolian	Mar2123	<i>Chilotherium</i>	<i>persiae</i>	M2	Upper	Right	Average	0	0	0	0	0
Maragheh	East	Turolian	Mar2123	<i>Chilotherium</i>	<i>persiae</i>	M3	Upper	Left	Average	0	0	0	0	0
Maragheh	East	Turolian	Mar2123	<i>Chilotherium</i>	<i>persiae</i>	M3	Upper	Right	Average	0	0	0	0	0
Maragheh	East	Turolian	Mar2124	<i>Chilotherium</i>	<i>persiae</i>	D1	Upper	Left	Upper	0	0	0	0	0
Maragheh	East	Turolian	Mar2124	<i>Chilotherium</i>	<i>persiae</i>	P2	Upper	Left	Average	0	0	0	0	0
Maragheh	East	Turolian	Mar2124	<i>Chilotherium</i>	<i>persiae</i>	P2	Upper	Right	Average	0	0	0	0	0
Maragheh	East	Turolian	Mar2124	<i>Chilotherium</i>	<i>persiae</i>	P3	Upper	Left	Average	0	0	0	0	0
Maragheh	East	Turolian	Mar2124	<i>Chilotherium</i>	<i>persiae</i>	P3	Upper	Right	Average	0	0	0	0	0
Maragheh	East	Turolian	Mar2124	<i>Chilotherium</i>	<i>persiae</i>	D4	Upper	Left	Upper	0	0	0	0	0
Maragheh	East	Turolian	Mar2124	<i>Chilotherium</i>	<i>persiae</i>	D4	Upper	Right	Upper	0	0	0	0	0
Maragheh	East	Turolian	Mar2124	<i>Chilotherium</i>	<i>persiae</i>	M1	Upper	Left	Average	0	0	0	0	0
Maragheh	East	Turolian	Mar2124	<i>Chilotherium</i>	<i>persiae</i>	M1	Upper	Right	Average	0	0	0	0	0
Maragheh	East	Turolian	Mar2124	<i>Chilotherium</i>	<i>persiae</i>	M2	Upper	Left	Under	0	0	0	0	0
Maragheh	East	Turolian	Mar2124	<i>Chilotherium</i>	<i>persiae</i>	M2	Upper	Right	Under	0	0	0	0	0
Maragheh	East	Turolian	Mar2125	<i>Chilotherium</i>	<i>persiae</i>	D1	Upper	Left	Average	0	0	0	0	0
Maragheh	East	Turolian	Mar2125	<i>Chilotherium</i>	<i>persiae</i>	P2	Upper	Left	Average	0	0	0	0	0
Maragheh	East	Turolian	Mar2125	<i>Chilotherium</i>	<i>persiae</i>	P3	Upper	Left	Average	0	0	0	0	0

1
2
3
4
5
6
7
8
9
10
11
12
13
14
15
16
17
18
19
20
21
22
23
24
25
26
27
28
29
30
31
32
33
34
35
36
37
38
39
40
41
42
43
44
45
46
47
48
49
50
51
52
53
54
55
56
57
58
59
60

Maragheh	East	Turolian	Mar2125	<i>Chilotherium</i>	<i>persiae</i>	P3	Upper	Right	Average	0	0	0	0	0
Maragheh	East	Turolian	Mar2125	<i>Chilotherium</i>	<i>persiae</i>	P4	Upper	Left	Under	0	0	0	0	0
Maragheh	East	Turolian	Mar2125	<i>Chilotherium</i>	<i>persiae</i>	P4	Upper	Right	Under	0	0	0	0	0
Maragheh	East	Turolian	Mar2125	<i>Chilotherium</i>	<i>persiae</i>	M1	Upper	Left	Average	0	0	0	0	0
Maragheh	East	Turolian	Mar2125	<i>Chilotherium</i>	<i>persiae</i>	M1	Upper	Right	Average	1	1	1	2	2
Maragheh	East	Turolian	Mar2125	<i>Chilotherium</i>	<i>persiae</i>	M2	Upper	Left	Average	0	0	0	0	0
Maragheh	East	Turolian	Mar2125	<i>Chilotherium</i>	<i>persiae</i>	M2	Upper	Right	Average	0	0	0	0	0
Maragheh	East	Turolian	Mar2127	<i>Chilotherium</i>	<i>persiae</i>	D1	Upper	Left	Average	0	0	0	0	0
Maragheh	East	Turolian	Mar2127	<i>Chilotherium</i>	<i>persiae</i>	D1	Upper	Right	Average	0	0	0	0	0
Maragheh	East	Turolian	Mar2127	<i>Chilotherium</i>	<i>persiae</i>	P2	Upper	Left	Average	0	0	0	0	0
Maragheh	East	Turolian	Mar2127	<i>Chilotherium</i>	<i>persiae</i>	P3	Upper	Left	Upper	0	0	0	0	0
Maragheh	East	Turolian	Mar2127	<i>Chilotherium</i>	<i>persiae</i>	P3	Upper	Right	Upper	0	0	0	0	0
Maragheh	East	Turolian	Mar2127	<i>Chilotherium</i>	<i>persiae</i>	P4	Upper	Left	Upper	0	0	0	0	0
Maragheh	East	Turolian	Mar2127	<i>Chilotherium</i>	<i>persiae</i>	P4	Upper	Right	Upper	0	0	0	0	0
Maragheh	East	Turolian	Mar2127	<i>Chilotherium</i>	<i>persiae</i>	M1	Upper	Left	Upper	0	0	0	0	0
Maragheh	East	Turolian	Mar2127	<i>Chilotherium</i>	<i>persiae</i>	M1	Upper	Right	Upper	0	0	0	0	0
Maragheh	East	Turolian	Mar2127	<i>Chilotherium</i>	<i>persiae</i>	M2	Upper	Left	Average	0	0	0	0	0
Maragheh	East	Turolian	Mar2127	<i>Chilotherium</i>	<i>persiae</i>	M2	Upper	Right	Average	0	0	0	0	0
Maragheh	East	Turolian	Mar2127	<i>Chilotherium</i>	<i>persiae</i>	M3	Upper	Left	Average	1	1	1	2	2
Maragheh	East	Turolian	Mar2127	<i>Chilotherium</i>	<i>persiae</i>	M3	Upper	Right	Average	1	1	1	2	2
Maragheh	East	Turolian	Mar2128	<i>Chilotherium</i>	<i>persiae</i>	D2	Lower	Left	Upper	0	0	0	0	0
Maragheh	East	Turolian	Mar2128	<i>Chilotherium</i>	<i>persiae</i>	D3	Lower	Left	Upper	0	0	0	0	0
Maragheh	East	Turolian	Mar2128	<i>Chilotherium</i>	<i>persiae</i>	D3	Lower	Right	Upper	0	0	0	0	0
Maragheh	East	Turolian	Mar2128	<i>Chilotherium</i>	<i>persiae</i>	D4	Lower	Left	Average	1	1	1	1	2
Maragheh	East	Turolian	Mar2128	<i>Chilotherium</i>	<i>persiae</i>	D4	Lower	Right	Average	1	1	1	1	2
Maragheh	East	Turolian	Mar2128	<i>Chilotherium</i>	<i>persiae</i>	M1	Lower	Right	Average	0	0	0	0	0
Maragheh	East	Turolian	Mar2131	<i>Chilotherium</i>	<i>persiae</i>	P4	Lower	Right	Upper	0	0	0	0	0
Maragheh	East	Turolian	Mar2131	<i>Chilotherium</i>	<i>persiae</i>	M1	Lower	Right	Upper	0	0	0	0	0
Maragheh	East	Turolian	Mar2131	<i>Chilotherium</i>	<i>persiae</i>	M2	Lower	Right	Upper	0	0	0	0	0
Maragheh	East	Turolian	Mar2131	<i>Chilotherium</i>	<i>persiae</i>	M3	Lower	Right	Average	1	1	1	1	2
Maragheh	East	Turolian	Mar2132	<i>Chilotherium</i>	<i>persiae</i>	D1	Upper	Left	Average	0	0	0	0	0
Maragheh	East	Turolian	Mar2132	<i>Chilotherium</i>	<i>persiae</i>	D2	Upper	Left	Average	0	0	0	0	0
Maragheh	East	Turolian	Mar2132	<i>Chilotherium</i>	<i>persiae</i>	D2	Upper	Right	Average	0	0	0	0	0
Maragheh	East	Turolian	Mar2132	<i>Chilotherium</i>	<i>persiae</i>	D3	Upper	Left	Average	0	0	0	0	0
Maragheh	East	Turolian	Mar2132	<i>Chilotherium</i>	<i>persiae</i>	D3	Upper	Right	Average	0	0	0	0	0
Maragheh	East	Turolian	Mar2132	<i>Chilotherium</i>	<i>persiae</i>	D4	Upper	Left	Average	0	0	0	0	0
Maragheh	East	Turolian	Mar2132	<i>Chilotherium</i>	<i>persiae</i>	D4	Upper	Right	Average	0	0	0	0	0
Maragheh	East	Turolian	Mar2132	<i>Chilotherium</i>	<i>persiae</i>	D2	Lower	Left	Upper	0	0	0	0	0
Maragheh	East	Turolian	Mar2132	<i>Chilotherium</i>	<i>persiae</i>	D3	Lower	Left	Upper	0	0	0	0	0
Maragheh	East	Turolian	Mar2132	<i>Chilotherium</i>	<i>persiae</i>	D3	Lower	Right	Upper	0	0	0	0	0
Maragheh	East	Turolian	Mar2132	<i>Chilotherium</i>	<i>persiae</i>	D4	Lower	Left	Average	1	1	1	1	2
Maragheh	East	Turolian	Mar2133	<i>Chilotherium</i>	<i>persiae</i>	P2	Lower	Left	Average	0	0	0	0	0
Maragheh	East	Turolian	Mar2133	<i>Chilotherium</i>	<i>persiae</i>	P2	Lower	Right	Average	0	0	0	0	0
Maragheh	East	Turolian	Mar2133	<i>Chilotherium</i>	<i>persiae</i>	P3	Lower	Left	Upper	0	0	0	0	0
Maragheh	East	Turolian	Mar2133	<i>Chilotherium</i>	<i>persiae</i>	P3	Lower	Right	Upper	0	0	0	0	0
Maragheh	East	Turolian	Mar2133	<i>Chilotherium</i>	<i>persiae</i>	P4	Lower	Left	Average	0	0	0	0	0
Maragheh	East	Turolian	Mar2133	<i>Chilotherium</i>	<i>persiae</i>	P4	Lower	Right	Average	0	0	0	0	0
Maragheh	East	Turolian	Mar2133	<i>Chilotherium</i>	<i>persiae</i>	M1	Lower	Left	Upper	0	0	0	0	0
Maragheh	East	Turolian	Mar2133	<i>Chilotherium</i>	<i>persiae</i>	M1	Lower	Right	Upper	0	0	0	0	0
Maragheh	East	Turolian	Mar2133	<i>Chilotherium</i>	<i>persiae</i>	M2	Lower	Left	Average	1	8	1	1	1
Maragheh	East	Turolian	Mar2133	<i>Chilotherium</i>	<i>persiae</i>	M2	Lower	Right	Average	0	0	0	0	0
Maragheh	East	Turolian	Mar2133	<i>Chilotherium</i>	<i>persiae</i>	M3	Lower	Left	Under	0	0	0	0	0
Maragheh	East	Turolian	Mar2133	<i>Chilotherium</i>	<i>persiae</i>	M3	Lower	Right	Under	0	0	0	0	0
Maragheh	East	Turolian	Mar2134	<i>Chilotherium</i>	<i>persiae</i>	D1	Upper	Left	Upper	0	0	0	0	0
Maragheh	East	Turolian	Mar2134	<i>Chilotherium</i>	<i>persiae</i>	D1	Upper	Right	Upper	0	0	0	0	0
Maragheh	East	Turolian	Mar2134	<i>Chilotherium</i>	<i>persiae</i>	P2	Upper	Left	Average	0	0	0	0	0
Maragheh	East	Turolian	Mar2134	<i>Chilotherium</i>	<i>persiae</i>	P2	Upper	Right	Average	0	0	0	0	0
Maragheh	East	Turolian	Mar2134	<i>Chilotherium</i>	<i>persiae</i>	P3	Upper	Left	Upper	0	0	0	0	0
Maragheh	East	Turolian	Mar2134	<i>Chilotherium</i>	<i>persiae</i>	P3	Upper	Right	Upper	0	0	0	0	0

1

2

3

4

5

6

7

8

9

10

11

12

13

14

15

16

17

18

19

20

21

22

23

24

25

26

27

28

29

30

31

32

33

34

35

36

37

38

39

40

41

42

43

44

45

46

47

48

49

50

51

52

53

54

55

56

57

58

59

60

Maragheh	East	Turolian	Mar2134	<i>Chilotherium</i>	<i>persiae</i>	P4	Upper	Left	Average	0	0	0	0	0
Maragheh	East	Turolian	Mar2134	<i>Chilotherium</i>	<i>persiae</i>	P4	Upper	Right	Average	0	0	0	0	0
Maragheh	East	Turolian	Mar2134	<i>Chilotherium</i>	<i>persiae</i>	M1	Upper	Left	Average	0	0	0	0	0
Maragheh	East	Turolian	Mar2134	<i>Chilotherium</i>	<i>persiae</i>	M1	Upper	Right	Upper	0	0	0	0	0
Maragheh	East	Turolian	Mar2134	<i>Chilotherium</i>	<i>persiae</i>	M2	Upper	Left	Average	0	0	0	0	0
Maragheh	East	Turolian	Mar2134	<i>Chilotherium</i>	<i>persiae</i>	M2	Upper	Right	Average	0	0	0	0	0
Maragheh	East	Turolian	Mar2134	<i>Chilotherium</i>	<i>persiae</i>	M3	Upper	Left	Average	0	0	0	0	0
Maragheh	East	Turolian	Mar2134	<i>Chilotherium</i>	<i>persiae</i>	M3	Upper	Right	Average	0	0	0	0	0
Maragheh	East	Turolian	Mar2134	<i>Chilotherium</i>	<i>persiae</i>	P2	Lower	Left	Upper	0	0	0	0	0
Maragheh	East	Turolian	Mar2134	<i>Chilotherium</i>	<i>persiae</i>	P2	Lower	Right	Upper	0	0	0	0	0
Maragheh	East	Turolian	Mar2134	<i>Chilotherium</i>	<i>persiae</i>	P3	Lower	Left	Upper	0	0	0	0	0
Maragheh	East	Turolian	Mar2134	<i>Chilotherium</i>	<i>persiae</i>	P3	Lower	Right	Upper	0	0	0	0	0
Maragheh	East	Turolian	Mar2134	<i>Chilotherium</i>	<i>persiae</i>	P4	Lower	Left	Upper	0	0	0	0	0
Maragheh	East	Turolian	Mar2134	<i>Chilotherium</i>	<i>persiae</i>	P4	Lower	Right	Upper	0	0	0	0	0
Maragheh	East	Turolian	Mar2134	<i>Chilotherium</i>	<i>persiae</i>	M1	Lower	Left	Upper	0	0	0	0	0
Maragheh	East	Turolian	Mar2134	<i>Chilotherium</i>	<i>persiae</i>	M1	Lower	Right	Upper	0	0	0	0	0
Maragheh	East	Turolian	Mar2134	<i>Chilotherium</i>	<i>persiae</i>	M2	Lower	Left	Average	0	0	0	0	0
Maragheh	East	Turolian	Mar2134	<i>Chilotherium</i>	<i>persiae</i>	M2	Lower	Right	Average	0	0	0	0	0
Maragheh	East	Turolian	Mar2134	<i>Chilotherium</i>	<i>persiae</i>	M3	Lower	Left	Average	0	0	0	0	0
Maragheh	East	Turolian	Mar2134	<i>Chilotherium</i>	<i>persiae</i>	M3	Lower	Right	Average	0	0	0	0	0
Maragheh	East	Turolian	Mar2135	<i>Chilotherium</i>	<i>persiae</i>	D2	Lower	Left	Upper	0	0	0	0	0
Maragheh	East	Turolian	Mar2135	<i>Chilotherium</i>	<i>persiae</i>	D3	Lower	Left	Upper	0	0	0	0	0
Maragheh	East	Turolian	Mar2135	<i>Chilotherium</i>	<i>persiae</i>	D3	Lower	Right	Upper	0	0	0	0	0
Maragheh	East	Turolian	Mar2135	<i>Chilotherium</i>	<i>persiae</i>	D4	Lower	Left	Average	0	0	0	0	0
Maragheh	East	Turolian	Mar2135	<i>Chilotherium</i>	<i>persiae</i>	D4	Lower	Right	Average	0	0	0	0	0
Maragheh	East	Turolian	Mar2135	<i>Chilotherium</i>	<i>persiae</i>	M1	Lower	Left	Under	0	0	0	0	0
Maragheh	East	Turolian	Mar2135	<i>Chilotherium</i>	<i>persiae</i>	M1	Lower	Right	Under	0	0	0	0	0
Maragheh	East	Turolian	Mar2138	<i>Chilotherium</i>	<i>persiae</i>	D2	Upper	Right	Average	1	3	1	2	4
Maragheh	East	Turolian	Mar2138	<i>Chilotherium</i>	<i>persiae</i>	D2	Upper	Left	Average	1	3	1	2	4
Maragheh	East	Turolian	Mar2138	<i>Chilotherium</i>	<i>persiae</i>	D3	Upper	Left	Average	0	0	0	0	0
Maragheh	East	Turolian	Mar2172	<i>Chilotherium</i>	<i>persiae</i>	P3	Lower	Left	Average	0	0	0	0	0
Maragheh	East	Turolian	Mar2174	<i>Chilotherium</i>	<i>persiae</i>	M2	Upper	Left	Under	0	0	0	0	0
Maragheh	East	Turolian	Mar2196	<i>Chilotherium</i>	<i>persiae</i>	M3	Upper	Right	Average	0	0	0	0	0
Maragheh	East	Turolian	Mar2196	<i>Chilotherium</i>	<i>persiae</i>	M2	Upper	Right	Upper	0	0	0	0	0
Maragheh	East	Turolian	Mar2198	<i>Chilotherium</i>	<i>persiae</i>	P2	Upper	Right	Under	0	0	0	0	0
Maragheh	East	Turolian	Mar2202	<i>Chilotherium</i>	<i>persiae</i>	P3	Upper	Right	Upper	0	0	0	0	0
Maragheh	East	Turolian	Mar2202	<i>Chilotherium</i>	<i>persiae</i>	P4	Upper	Right	Average	0	0	0	0	0
Maragheh	East	Turolian	Mar2203	<i>Chilotherium</i>	<i>persiae</i>	P3	Upper	Left	Upper	0	0	0	0	0
Maragheh	East	Turolian	Mar2203	<i>Chilotherium</i>	<i>persiae</i>	P4	Upper	Left	Average	0	0	0	0	0
Maragheh	East	Turolian	Mar2203	<i>Chilotherium</i>	<i>persiae</i>	M1	Upper	Left	Average	0	0	0	0	0
Maragheh	East	Turolian	Mar2205	<i>Chilotherium</i>	<i>persiae</i>	P2	Upper	Left	Average	0	0	0	0	0
Maragheh	East	Turolian	Mar2206	<i>Chilotherium</i>	<i>persiae</i>	P2	Upper	Left	Upper	0	0	0	0	0
Maragheh	East	Turolian	Mar2221	<i>Chilotherium</i>	<i>persiae</i>	M1	Upper	Right	Average	1	1	1	2	3
Maragheh	East	Turolian	Mar2273	<i>Chilotherium</i>	<i>persiae</i>	M3	Upper	Right	Under	0	0	0	0	0
Maragheh	East	Turolian	Mar2279	<i>Chilotherium</i>	<i>persiae</i>	D3	Lower	Right	Upper	1	1	1	1	2
Maragheh	East	Turolian	Mar2283	<i>Chilotherium</i>	<i>persiae</i>	M3	Upper	Left	Average	0	0	0	0	0
Maragheh	East	Turolian	Mar2284	<i>Chilotherium</i>	<i>persiae</i>	M2	Upper	Left	Average	0	0	0	0	0
Maragheh	East	Turolian	Mar2286	<i>Chilotherium</i>	<i>persiae</i>	D4	Upper	Left	Average	1	1	1	3	2
Maragheh	East	Turolian	Mar2288	<i>Chilotherium</i>	<i>persiae</i>	M3	Upper	Right	Average	0	0	0	0	0
Maragheh	East	Turolian	Mar2289	<i>Chilotherium</i>	<i>persiae</i>	P2	Upper	Left	Average	0	0	0	0	0
Maragheh	East	Turolian	Mar2312	<i>Chilotherium</i>	<i>persiae</i>	M3	Upper	Right	Average	0	0	0	0	0
Maragheh	East	Turolian	Mar2313	<i>Chilotherium</i>	<i>persiae</i>	M2	Upper	Right	Under	0	0	0	0	0
Maragheh	East	Turolian	Mar2314	<i>Chilotherium</i>	<i>persiae</i>	M2	Upper	Right	Average	0	0	0	0	0
Maragheh	East	Turolian	Mar2315	<i>Chilotherium</i>	<i>persiae</i>	M3	Upper	Left	Average	0	0	0	0	0
Maragheh	East	Turolian	Mar2316	<i>Chilotherium</i>	<i>persiae</i>	M2	Upper	Right	Average	0	0	0	0	0
Maragheh	East	Turolian	Mar2317	<i>Chilotherium</i>	<i>persiae</i>	M1	Upper	Right	Upper	0	0	0	0	0
Maragheh	East	Turolian	Mar2318	<i>Chilotherium</i>	<i>persiae</i>	M1	Upper	Right	Upper	0	0	0	0	0
Maragheh	East	Turolian	Mar2319	<i>Chilotherium</i>	<i>persiae</i>	D4	Upper	Left	Average	1	1	1	3	4
Maragheh	East	Turolian	Mar2321	<i>Chilotherium</i>	<i>persiae</i>	P2	Upper	Right	Average	0	0	0	0	0

1
2
3
4
5
6
7
8
9
10
11
12
13
14
15
16
17
18
19
20
21
22
23
24
25
26
27
28
29
30
31
32
33
34
35
36
37
38
39
40
41
42
43
44
45
46
47
48
49
50
51
52
53
54
55
56
57
58
59
60

Maragheh	East	Turolian	Mar2322	<i>Chilotherium</i>	<i>persiae</i>	D1	Upper	Left	Upper	0	0	0	0	0
Maragheh	East	Turolian	Mar2323	<i>Chilotherium</i>	<i>persiae</i>	P4	Upper	Right	Average	0	0	0	0	0
Maragheh	East	Turolian	Mar2324	<i>Chilotherium</i>	<i>persiae</i>	P3	Upper	Right	Average	0	0	0	0	0
Maragheh	East	Turolian	Mar2325	<i>Chilotherium</i>	<i>persiae</i>	P2	Upper	Right	Average	0	0	0	0	0
Maragheh	East	Turolian	Mar2326	<i>Chilotherium</i>	<i>persiae</i>	P2	Upper	Left	Average	0	0	0	0	0
Maragheh	East	Turolian	Mar2327	<i>Chilotherium</i>	<i>persiae</i>	P2	Upper	Left	Average	0	0	0	0	0
Maragheh	East	Turolian	Mar2331	<i>Chilotherium</i>	<i>persiae</i>	P2	Upper	Right	Average	0	0	0	0	0
Maragheh	East	Turolian	Mar2334	<i>Chilotherium</i>	<i>persiae</i>	P4	Upper	Right	Average	0	0	0	0	0
Maragheh	East	Turolian	Mar2337	<i>Chilotherium</i>	<i>persiae</i>	M3	Upper	Left	Average	0	0	0	0	0
Maragheh	East	Turolian	Mar2340	<i>Chilotherium</i>	<i>persiae</i>	D4	Upper	Left	Average	0	0	0	0	0
Maragheh	East	Turolian	Mar2341	<i>Chilotherium</i>	<i>persiae</i>	P2	Upper	Right	Upper	0	0	0	0	0
Maragheh	East	Turolian	Mar2343	<i>Chilotherium</i>	<i>persiae</i>	P2	Lower	Right	Upper	0	0	0	0	0
Maragheh	East	Turolian	Mar2344	<i>Chilotherium</i>	<i>persiae</i>	M1	Upper	Right	Average	0	0	0	0	0
Maragheh	East	Turolian	Mar2348	<i>Chilotherium</i>	<i>persiae</i>	D3	Upper	Right	Average	0	0	0	0	0
Maragheh	East	Turolian	Mar2353	<i>Chilotherium</i>	<i>persiae</i>	P3	Upper	Left	Upper	0	0	0	0	0
Maragheh	East	Turolian	Mar2353	<i>Chilotherium</i>	<i>persiae</i>	P4	Upper	Left	Average	0	0	0	0	0
Maragheh	East	Turolian	Mar4111	<i>Chilotherium</i>	<i>persiae</i>	D1	Upper	Left	Upper	0	0	0	0	0
Maragheh	East	Turolian	Mar4111	<i>Chilotherium</i>	<i>persiae</i>	D1	Upper	Right	Upper	0	0	0	0	0
Maragheh	East	Turolian	Mar4111	<i>Chilotherium</i>	<i>persiae</i>	P2	Upper	Left	Average	0	0	0	0	0
Maragheh	East	Turolian	Mar4111	<i>Chilotherium</i>	<i>persiae</i>	P2	Upper	Right	Average	0	0	0	0	0
Maragheh	East	Turolian	Mar4111	<i>Chilotherium</i>	<i>persiae</i>	P3	Upper	Left	Average	0	0	0	0	0
Maragheh	East	Turolian	Mar4111	<i>Chilotherium</i>	<i>persiae</i>	P3	Upper	Right	Average	0	0	0	0	0
Maragheh	East	Turolian	Mar4111	<i>Chilotherium</i>	<i>persiae</i>	P4	Upper	Left	Average	0	0	0	0	0
Maragheh	East	Turolian	Mar4111	<i>Chilotherium</i>	<i>persiae</i>	P4	Upper	Right	Average	0	0	0	0	0
Maragheh	East	Turolian	Mar4111	<i>Chilotherium</i>	<i>persiae</i>	M1	Upper	Left	Average	0	0	0	0	0
Maragheh	East	Turolian	Mar4111	<i>Chilotherium</i>	<i>persiae</i>	M1	Upper	Right	Average	0	0	0	0	0
Maragheh	East	Turolian	Mar4111	<i>Chilotherium</i>	<i>persiae</i>	M2	Upper	Left	Average	0	0	0	0	0
Maragheh	East	Turolian	Mar4111	<i>Chilotherium</i>	<i>persiae</i>	M2	Upper	Right	Average	0	0	0	0	0
Maragheh	East	Turolian	Mar ?	<i>Chilotherium</i>	<i>persiae</i>	P2	Lower	Left	Upper	0	0	0	0	0
Maragheh	East	Turolian	Mar ?	<i>Chilotherium</i>	<i>persiae</i>	P3	Lower	Left	Upper	0	0	0	0	0
Maragheh	East	Turolian	Mar ?	<i>Chilotherium</i>	<i>persiae</i>	P3	Lower	Right	Upper	0	0	0	0	0
Maragheh	East	Turolian	Mar ?	<i>Chilotherium</i>	<i>persiae</i>	P4	Lower	Left	Average	0	0	0	0	0
Maragheh	East	Turolian	Mar ?	<i>Chilotherium</i>	<i>persiae</i>	P4	Lower	Right	Average	0	0	0	0	0
Maragheh	East	Turolian	Mar ?	<i>Chilotherium</i>	<i>persiae</i>	M1	Lower	Left	Upper	0	0	0	0	0
Maragheh	East	Turolian	Mar ?	<i>Chilotherium</i>	<i>persiae</i>	M1	Lower	Right	Upper	0	0	0	0	0
Maragheh	East	Turolian	Mar ?	<i>Chilotherium</i>	<i>persiae</i>	M2	Lower	Left	Average	0	0	0	0	0
Maragheh	East	Turolian	Mar ?	<i>Chilotherium</i>	<i>persiae</i>	M2	Lower	Right	Average	0	0	0	0	0
Maragheh	East	Turolian	Mar ?	<i>Chilotherium</i>	<i>persiae</i>	M3	Lower	Left	Under	0	0	0	0	0
Maragheh	East	Turolian	Mar ?	<i>Chilotherium</i>	<i>persiae</i>	M3	Lower	Right	Under	0	0	0	0	0
Maragheh	East	Turolian	Mar0382	<i>Chilotherium</i>	<i>persiae</i>	D1	Upper	Right	Upper	0	0	0	0	0
Maragheh	East	Turolian	Mar0382	<i>Chilotherium</i>	<i>persiae</i>	P2	Upper	Right	Average	0	0	0	0	0
Maragheh	East	Turolian	Mar0382	<i>Chilotherium</i>	<i>persiae</i>	P3	Upper	Left	Upper	0	0	0	0	0
Maragheh	East	Turolian	Mar0382	<i>Chilotherium</i>	<i>persiae</i>	P3	Upper	Right	Upper	0	0	0	0	0
Maragheh	East	Turolian	Mar0382	<i>Chilotherium</i>	<i>persiae</i>	P4	Upper	Left	Average	0	0	0	0	0
Maragheh	East	Turolian	Mar0382	<i>Chilotherium</i>	<i>persiae</i>	P4	Upper	Right	Average	0	0	0	0	0
Maragheh	East	Turolian	Mar0382	<i>Chilotherium</i>	<i>persiae</i>	M1	Upper	Left	Upper	0	0	0	0	0
Maragheh	East	Turolian	Mar0382	<i>Chilotherium</i>	<i>persiae</i>	M1	Upper	Right	Upper	0	0	0	0	0
Maragheh	East	Turolian	Mar0382	<i>Chilotherium</i>	<i>persiae</i>	M2	Upper	Left	Average	0	0	0	0	0
Maragheh	East	Turolian	Mar0382	<i>Chilotherium</i>	<i>persiae</i>	M2	Upper	Right	Average	0	0	0	0	0
Maragheh	East	Turolian	Mar0382	<i>Chilotherium</i>	<i>persiae</i>	M3	Upper	Left	Average	1	1	1	2	3
Maragheh	East	Turolian	Mar0382	<i>Chilotherium</i>	<i>persiae</i>	M3	Upper	Right	Average	1	1	1	2	3
Maragheh	East	Turolian	Mar0382	<i>Chilotherium</i>	<i>persiae</i>	P2	Lower	Left	Upper	0	0	0	0	0
Maragheh	East	Turolian	Mar0382	<i>Chilotherium</i>	<i>persiae</i>	P2	Lower	Right	Upper	0	0	0	0	0
Maragheh	East	Turolian	Mar0382	<i>Chilotherium</i>	<i>persiae</i>	P3	Lower	Left	Upper	0	0	0	0	0
Maragheh	East	Turolian	Mar0382	<i>Chilotherium</i>	<i>persiae</i>	P3	Lower	Right	Upper	0	0	0	0	0
Maragheh	East	Turolian	Mar0382	<i>Chilotherium</i>	<i>persiae</i>	P4	Lower	Left	Upper	0	0	0	0	0
Maragheh	East	Turolian	Mar0382	<i>Chilotherium</i>	<i>persiae</i>	P4	Lower	Right	Upper	0	0	0	0	0
Maragheh	East	Turolian	Mar0382	<i>Chilotherium</i>	<i>persiae</i>	M1	Lower	Left	Upper	0	0	0	0	0
Maragheh	East	Turolian	Mar0382	<i>Chilotherium</i>	<i>persiae</i>	M1	Lower	Right	Upper	0	0	0	0	0

1

2

3

4

5

6

7

8

9

10

11

12

13

14

15

16

17

18

19

20

21

22

23

24

25

26

27

28

29

30

31

32

33

34

35

36

37

38

39

40

41

42

43

44

45

46

47

48

49

50

51

52

53

54

55

56

57

58

59

60

Maragheh	East	Turolian	Mar0382	<i>Chilotherium</i>	<i>persiae</i>	M2	Lower	Left	Upper	0	0	0	0	0
Maragheh	East	Turolian	Mar0382	<i>Chilotherium</i>	<i>persiae</i>	M2	Lower	Right	Upper	0	0	0	0	0
Maragheh	East	Turolian	Mar0382	<i>Chilotherium</i>	<i>persiae</i>	M3	Lower	Left	Average	0	0	0	0	0
Maragheh	East	Turolian	Mar0382	<i>Chilotherium</i>	<i>persiae</i>	M3	Lower	Right	Average	0	0	0	0	0
Maragheh	East	Turolian	Mar0383	<i>Chilotherium</i>	<i>persiae</i>	D1	Upper	Left	Average	0	0	0	0	0
Maragheh	East	Turolian	Mar0383	<i>Chilotherium</i>	<i>persiae</i>	D1	Upper	Right	Average	0	0	0	0	0
Maragheh	East	Turolian	Mar0383	<i>Chilotherium</i>	<i>persiae</i>	P2	Upper	Left	Average	0	0	0	0	0
Maragheh	East	Turolian	Mar0383	<i>Chilotherium</i>	<i>persiae</i>	P2	Upper	Right	Average	0	0	0	0	0
Maragheh	East	Turolian	Mar0383	<i>Chilotherium</i>	<i>persiae</i>	P3	Upper	Left	Average	0	0	0	0	0
Maragheh	East	Turolian	Mar0383	<i>Chilotherium</i>	<i>persiae</i>	P3	Upper	Right	Average	0	0	0	0	0
Maragheh	East	Turolian	Mar0383	<i>Chilotherium</i>	<i>persiae</i>	P4	Upper	Left	Average	0	0	0	0	0
Maragheh	East	Turolian	Mar0383	<i>Chilotherium</i>	<i>persiae</i>	P4	Upper	Right	Average	0	0	0	0	0
Maragheh	East	Turolian	Mar0383	<i>Chilotherium</i>	<i>persiae</i>	M1	Upper	Left	Average	0	0	0	0	0
Maragheh	East	Turolian	Mar0383	<i>Chilotherium</i>	<i>persiae</i>	M1	Upper	Right	Average	0	0	0	0	0
Maragheh	East	Turolian	Mar0383	<i>Chilotherium</i>	<i>persiae</i>	M2	Upper	Left	Average	0	0	0	0	0
Maragheh	East	Turolian	Mar0383	<i>Chilotherium</i>	<i>persiae</i>	M2	Upper	Right	Average	0	0	0	0	0
Maragheh	East	Turolian	Mar0383	<i>Chilotherium</i>	<i>persiae</i>	M3	Upper	Left	Under	0	0	0	0	0
Maragheh	East	Turolian	Mar0383	<i>Chilotherium</i>	<i>persiae</i>	M3	Upper	Right	Under	0	0	0	0	0
Maragheh	East	Turolian	Mar0383	<i>Chilotherium</i>	<i>persiae</i>	P2	Lower	Left	Average	0	0	0	0	0
Maragheh	East	Turolian	Mar0383	<i>Chilotherium</i>	<i>persiae</i>	P2	Lower	Right	Average	0	0	0	0	0
Maragheh	East	Turolian	Mar0383	<i>Chilotherium</i>	<i>persiae</i>	P3	Lower	Left	Upper	0	0	0	0	0
Maragheh	East	Turolian	Mar0383	<i>Chilotherium</i>	<i>persiae</i>	P3	Lower	Right	Upper	0	0	0	0	0
Maragheh	East	Turolian	Mar0383	<i>Chilotherium</i>	<i>persiae</i>	P4	Lower	Left	Upper	0	0	0	0	0
Maragheh	East	Turolian	Mar0383	<i>Chilotherium</i>	<i>persiae</i>	P4	Lower	Right	Upper	0	0	0	0	0
Maragheh	East	Turolian	Mar0383	<i>Chilotherium</i>	<i>persiae</i>	M1	Lower	Left	Upper	0	0	0	0	0
Maragheh	East	Turolian	Mar0383	<i>Chilotherium</i>	<i>persiae</i>	M1	Lower	Right	Upper	0	0	0	0	0
Maragheh	East	Turolian	Mar0383	<i>Chilotherium</i>	<i>persiae</i>	M2	Lower	Left	Upper	1	1	5	1	2
Maragheh	East	Turolian	Mar0383	<i>Chilotherium</i>	<i>persiae</i>	M2	Lower	Right	Upper	1	1	4	1	2
Maragheh	East	Turolian	Mar0383	<i>Chilotherium</i>	<i>persiae</i>	M3	Lower	Left	Under	1	1	3	1	2
Maragheh	East	Turolian	Mar0383	<i>Chilotherium</i>	<i>persiae</i>	M3	Lower	Right	Under	1	1	3	1	2
Maragheh	East	Turolian	Mar0384	<i>Chilotherium</i>	<i>persiae</i>	P4	Upper	Left	Average	0	0	0	0	0
Maragheh	East	Turolian	Mar0384	<i>Chilotherium</i>	<i>persiae</i>	P4	Upper	Right	Upper	0	0	0	0	0
Maragheh	East	Turolian	Mar0384	<i>Chilotherium</i>	<i>persiae</i>	M1	Upper	Left	Average	0	0	0	0	0
Maragheh	East	Turolian	Mar0384	<i>Chilotherium</i>	<i>persiae</i>	M1	Upper	Right	Average	0	0	0	0	0
Maragheh	East	Turolian	Mar0384	<i>Chilotherium</i>	<i>persiae</i>	M2	Upper	Left	Average	1	9	1	2	2
Maragheh	East	Turolian	Mar0384	<i>Chilotherium</i>	<i>persiae</i>	M2	Upper	Right	Average	1	9	1	2	2
Maragheh	East	Turolian	Mar0384	<i>Chilotherium</i>	<i>persiae</i>	M3	Upper	Left	Average	0	0	0	0	0
Maragheh	East	Turolian	Mar0384	<i>Chilotherium</i>	<i>persiae</i>	M3	Upper	Right	Average	0	0	0	0	0
Maragheh	East	Turolian	Mar0386	<i>Chilotherium</i>	<i>persiae</i>	D1	Upper	Left	Average	0	0	0	0	0
Maragheh	East	Turolian	Mar0386	<i>Chilotherium</i>	<i>persiae</i>	D1	Upper	Right	Average	0	0	0	0	0
Maragheh	East	Turolian	Mar0386	<i>Chilotherium</i>	<i>persiae</i>	D2	Upper	Left	Average	0	0	0	0	0
Maragheh	East	Turolian	Mar0386	<i>Chilotherium</i>	<i>persiae</i>	D2	Upper	Right	Average	0	0	0	0	0
Maragheh	East	Turolian	Mar0386	<i>Chilotherium</i>	<i>persiae</i>	D3	Upper	Left	Average	0	0	0	0	0
Maragheh	East	Turolian	Mar0386	<i>Chilotherium</i>	<i>persiae</i>	D3	Upper	Right	Average	0	0	0	0	0
Maragheh	East	Turolian	Mar0386	<i>Chilotherium</i>	<i>persiae</i>	D4	Upper	Left	Average	1	3	1	2	3
Maragheh	East	Turolian	Mar0386	<i>Chilotherium</i>	<i>persiae</i>	D4	Upper	Right	Average	1	3	1	2	3
Maragheh	East	Turolian	Mar0387	<i>Chilotherium</i>	<i>persiae</i>	P2	Upper	Left	Average	0	0	0	0	0
Maragheh	East	Turolian	Mar0387	<i>Chilotherium</i>	<i>persiae</i>	P2	Upper	Right	Average	0	0	0	0	0
Maragheh	East	Turolian	Mar0387	<i>Chilotherium</i>	<i>persiae</i>	P3	Upper	Left	Average	0	0	0	0	0
Maragheh	East	Turolian	Mar0387	<i>Chilotherium</i>	<i>persiae</i>	P3	Upper	Right	Average	0	0	0	0	0
Maragheh	East	Turolian	Mar0387	<i>Chilotherium</i>	<i>persiae</i>	P4	Upper	Left	Average	0	0	0	0	0
Maragheh	East	Turolian	Mar0387	<i>Chilotherium</i>	<i>persiae</i>	P4	Upper	Right	Average	0	0	0	0	0
Maragheh	East	Turolian	Mar0387	<i>Chilotherium</i>	<i>persiae</i>	M1	Upper	Left	Average	0	0	0	0	0
Maragheh	East	Turolian	Mar0387	<i>Chilotherium</i>	<i>persiae</i>	M1	Upper	Right	Average	0	0	0	0	0
Maragheh	East	Turolian	Mar0387	<i>Chilotherium</i>	<i>persiae</i>	M2	Upper	Left	Average	0	0	0	0	0
Maragheh	East	Turolian	Mar0387	<i>Chilotherium</i>	<i>persiae</i>	M2	Upper	Right	Average	0	0	0	0	0
Maragheh	East	Turolian	Mar0387	<i>Chilotherium</i>	<i>persiae</i>	M3	Upper	Right	Average	1	1	1	1	2
Maragheh	East	Turolian	Mar0387	<i>Chilotherium</i>	<i>persiae</i>	P2	Lower	Right	Upper	0	0	0	0	0
Maragheh	East	Turolian	Mar0387	<i>Chilotherium</i>	<i>persiae</i>	P3	Lower	Right	Upper	0	0	0	0	0

1

2

3

4

5

6

7

8

9

10

11

12

13

14

15

16

17

18

19

20

21

22

23

24

25

26

27

28

29

30

31

32

33

34

35

36

37

38

39

40

41

42

43

44

45

46

47

48

49

50

51

52

53

54

55

56

57

58

59

60

Maragheh	East	Turolian	Mar0387	<i>Chilotherium</i>	<i>persiae</i>	P4	Lower	Right	Upper	0	0	0	0	0
Maragheh	East	Turolian	Mar0387	<i>Chilotherium</i>	<i>persiae</i>	M1	Lower	Right	Upper	0	0	0	0	0
Maragheh	East	Turolian	Mar0387	<i>Chilotherium</i>	<i>persiae</i>	M2	Lower	Right	Upper	0	0	0	0	0
Maragheh	East	Turolian	Mar0387	<i>Chilotherium</i>	<i>persiae</i>	M3	Lower	Right	Upper	1	9	2	1	3
Maragheh	East	Turolian	Mar0388	<i>Chilotherium</i>	<i>persiae</i>	P2	Lower	Left	Upper	0	0	0	0	0
Maragheh	East	Turolian	Mar0388	<i>Chilotherium</i>	<i>persiae</i>	P2	Lower	Right	Upper	0	0	0	0	0
Maragheh	East	Turolian	Mar0388	<i>Chilotherium</i>	<i>persiae</i>	P3	Lower	Left	Upper	0	0	0	0	0
Maragheh	East	Turolian	Mar0388	<i>Chilotherium</i>	<i>persiae</i>	P3	Lower	Right	Upper	0	0	0	0	0
Maragheh	East	Turolian	Mar0388	<i>Chilotherium</i>	<i>persiae</i>	P4	Lower	Left	Upper	0	0	0	0	0
Maragheh	East	Turolian	Mar0388	<i>Chilotherium</i>	<i>persiae</i>	P4	Lower	Right	Upper	0	0	0	0	0
Maragheh	East	Turolian	Mar0388	<i>Chilotherium</i>	<i>persiae</i>	M1	Lower	Left	Upper	0	0	0	0	0
Maragheh	East	Turolian	Mar0388	<i>Chilotherium</i>	<i>persiae</i>	M2	Lower	Left	Upper	1	1	1	1	2
Maragheh	East	Turolian	Mar0388	<i>Chilotherium</i>	<i>persiae</i>	M2	Lower	Right	Upper	1	1	1	1	2
Maragheh	East	Turolian	Mar0388	<i>Chilotherium</i>	<i>persiae</i>	M3	Lower	Left	Average	0	0	0	0	0
Maragheh	East	Turolian	Mar0388	<i>Chilotherium</i>	<i>persiae</i>	M3	Lower	Right	Average	0	0	0	0	0
Maragheh	East	Turolian	Mar0390	<i>Chilotherium</i>	<i>persiae</i>	P2	Upper	Left	Average	0	0	0	0	0
Maragheh	East	Turolian	Mar0390	<i>Chilotherium</i>	<i>persiae</i>	P3	Upper	Left	Upper	0	0	0	0	0
Maragheh	East	Turolian	Mar0390	<i>Chilotherium</i>	<i>persiae</i>	P4	Upper	Left	Upper	0	0	0	0	0
Maragheh	East	Turolian	Mar0390	<i>Chilotherium</i>	<i>persiae</i>	M1	Upper	Left	Upper	0	0	0	0	0
Maragheh	East	Turolian	Mar0391	<i>Chilotherium</i>	<i>persiae</i>	M1	Upper	Right	Under	1	9	1	2	3
Maragheh	East	Turolian	Mar0393	<i>Chilotherium</i>	<i>persiae</i>	M1	Upper	Right	Average	0	0	0	0	0
Maragheh	East	Turolian	Mar0393	<i>Chilotherium</i>	<i>persiae</i>	M2	Upper	Right	Average	0	0	0	0	0
Maragheh	East	Turolian	Mar0393	<i>Chilotherium</i>	<i>persiae</i>	M3	Upper	Right	Under	0	0	0	0	0
Maragheh	East	Turolian	Mar0394	<i>Chilotherium</i>	<i>persiae</i>	M2	Upper	Left	Average	0	0	0	0	0
Maragheh	East	Turolian	Mar0394	<i>Chilotherium</i>	<i>persiae</i>	M3	Upper	Left	Average	0	0	0	0	0
Maragheh	East	Turolian	Mar0399	<i>Chilotherium</i>	<i>persiae</i>	D1	Upper	Right	Under	0	0	0	0	0
Maragheh	East	Turolian	Mar0399	<i>Chilotherium</i>	<i>persiae</i>	D2	Upper	Right	Average	0	0	0	0	0
Maragheh	East	Turolian	Mar0399	<i>Chilotherium</i>	<i>persiae</i>	D3	Upper	Right	Average	0	0	0	0	0
Maragheh	East	Turolian	Mar0399	<i>Chilotherium</i>	<i>persiae</i>	D4	Upper	Right	Average	1	1	1	2	3
Maragheh	East	Turolian	Mar2307-08	<i>Chilotherium</i>	<i>persiae</i>	P3	Upper	Left	Average	0	0	0	0	0
Maragheh	East	Turolian	Mar2307-08	<i>Chilotherium</i>	<i>persiae</i>	P4	Upper	Left	Average	0	0	0	0	0
Maragheh	East	Turolian	Mar2307-08	<i>Chilotherium</i>	<i>persiae</i>	M1	Upper	Left	Average	0	0	0	0	0
Maragheh	East	Turolian	NMB-Mgh2	<i>Chilotherium</i>	<i>persiae</i>	P2	Upper	Right	Upper	0	0	0	0	0
Maragheh	East	Turolian	NMB-Mgh2	<i>Chilotherium</i>	<i>persiae</i>	P3	Upper	Right	Upper	0	0	0	0	0
Maragheh	East	Turolian	NMB-Mgh2	<i>Chilotherium</i>	<i>persiae</i>	P4	Upper	Right	Average	0	0	0	0	0
Maragheh	East	Turolian	NMB-Mgh2	<i>Chilotherium</i>	<i>persiae</i>	M1	Upper	Right	Average	0	0	0	0	0
Maragheh	East	Turolian	NMB-Mgh2	<i>Chilotherium</i>	<i>persiae</i>	M2	Upper	Right	Average	1	1	1	2	4
Maragheh	East	Turolian	Mar2175	<i>Iranotherium</i>	<i>morgani</i>	P3	Upper	Left	Upper	0	0	0	0	0
Maragheh	East	Turolian	Mar2208	<i>Iranotherium</i>	<i>morgani</i>	D1	Upper	Left	Under	0	0	0	0	0
Maragheh	East	Turolian	Mar2209	<i>Iranotherium</i>	<i>morgani</i>	D1	Lower	Left	Under	0	0	0	0	0
Maragheh	East	Turolian	Mar2209	<i>Iranotherium</i>	<i>morgani</i>	D2	Lower	Left	Average	0	0	0	0	0
Maragheh	East	Turolian	Mar2209	<i>Iranotherium</i>	<i>morgani</i>	D3	Lower	Left	Average	0	0	0	0	0
Maragheh	East	Turolian	Mar2210	<i>Iranotherium</i>	<i>morgani</i>	D1	Lower	Right	Under	0	0	0	0	0
Maragheh	East	Turolian	Mar2210	<i>Iranotherium</i>	<i>morgani</i>	D2	Lower	Right	Under	0	0	0	0	0
Maragheh	East	Turolian	Mar2210	<i>Iranotherium</i>	<i>morgani</i>	D3	Lower	Right	Average	0	0	0	0	0
Maragheh	East	Turolian	Mar2215	<i>Iranotherium</i>	<i>morgani</i>	D1	Upper	Left	Under	0	0	0	0	0
Maragheh	East	Turolian	Mar2215	<i>Iranotherium</i>	<i>morgani</i>	D1	Upper	Right	Under	0	0	0	0	0
Maragheh	East	Turolian	Mar2224	<i>Iranotherium</i>	<i>morgani</i>	D2	Lower	Right	Average	0	0	0	0	0
Maragheh	East	Turolian	Mar2227	<i>Iranotherium</i>	<i>morgani</i>	M2	Lower	Left	Upper	0	0	0	0	0
Maragheh	East	Turolian	Mar2227	<i>Iranotherium</i>	<i>morgani</i>	M3	Lower	Left	Average	0	0	0	0	0
Maragheh	East	Turolian	2014/0425/0001	<i>Iranotherium</i>	<i>morgani</i>	M1	Upper	Left	Upper	0	0	0	0	0
Maragheh	East	Turolian	2014/0425/0001	<i>Iranotherium</i>	<i>morgani</i>	M2	Upper	Left	Average	0	0	0	0	0
Maragheh	East	Turolian	2014/0425/0001	<i>Iranotherium</i>	<i>morgani</i>	M3	Upper	Left	Average	0	0	0	0	0
Maragheh	East	Turolian	Mar2345	<i>Persiatherium</i>	<i>rodleri</i>	P2	Upper	Left	Average	0	0	0	0	0
Maragheh	East	Turolian	2014/0426/0001	<i>Persiatherium</i>	<i>rodleri</i>	D1	Upper	Left	Average	0	0	0	0	0
Maragheh	East	Turolian	2014/0426/0001	<i>Persiatherium</i>	<i>rodleri</i>	P2	Upper	Left	Average	0	0	0	0	0
Maragheh	East	Turolian	2014/0426/0001	<i>Persiatherium</i>	<i>rodleri</i>	P2	Upper	Right	Average	0	0	0	0	0
Maragheh	East	Turolian	2014/0426/0001	<i>Persiatherium</i>	<i>rodleri</i>	P3	Upper	Left	Average	0	0	0	0	0
Maragheh	East	Turolian	2014/0426/0001	<i>Persiatherium</i>	<i>rodleri</i>	P3	Upper	Right	Average	0	0	0	0	0

Maragheh	East	Turolian	2014/0426/0001	<i>Persiatherium</i>	<i>rodleri</i>	D4	Upper	Left	Average	0	0	0	0	0
Maragheh	East	Turolian	2014/0426/0001	<i>Persiatherium</i>	<i>rodleri</i>	D4	Upper	Right	Upper	0	0	0	0	0
Maragheh	East	Turolian	2014/0426/0001	<i>Persiatherium</i>	<i>rodleri</i>	M1	Upper	Left	Average	0	0	0	0	0
Maragheh	East	Turolian	2014/0426/0001	<i>Persiatherium</i>	<i>rodleri</i>	M1	Upper	Right	Average	0	0	0	0	0
Maragheh	East	Turolian	2014/0426/0001	<i>Persiatherium</i>	<i>rodleri</i>	M2	Upper	Left	Average	1	1	1	2	1
Maragheh	East	Turolian	2014/0426/0001	<i>Persiatherium</i>	<i>rodleri</i>	M2	Upper	Right	Average	1	1	1	2	1

Excluded specimens

Museum	Drawer	Local number	Exposition	Locality	Age	Number	Genus	Species	Tooth	Position	Side	Wear
NHMW	18-PIKERMI	L244-01-0	A4672	Pikermi	MN11-12	1863/0001/0018	<i>Dihoplus</i>	<i>pikermiensis</i>	Skull			
									M1 (emerging)	Upper	Left	1
									M1 (emerging)	Upper	Right	1
NHMW	13-PIKERMI	L239-05-0	/	Pikermi	MN11-12	1860/0032/0045	<i>Ceratotherium</i>	<i>neumayri</i>	Maxilla			
									D3	Upper	Left	5/6
									D4	Upper	Left	5/6
									M1	Upper	Left	1/2
NHMW	SAMOS L443	11072-03-0	/	Samos	MN11-12	1911/0005/0040	<i>Ceratotherium</i>	<i>neumayri</i>	Hemi-mandibule			
									d1 (emerging)	Lower	Right	1/2
									d4 (emerging)	Lower	Right	1
NHMW	SAMOS L443	11072-04-0	/	Samos	MN11-12	1911/0005/0043	<i>Ceratotherium</i>	<i>neumayri</i>	Hemi-mandibule			
									d4 (emerging)	Lower	Right	1
NHMW	SAMOS L443	11072-02-0	/	Samos	MN11-12	2009/0088/0002	<i>Chilotherium</i>	<i>sp.</i>	P4	Upper	Right	8
NHMW	SAMOS F1	/	A4734	Samos	MN11-12	1911/0005/0044	<i>Ceratotherium</i>	<i>neumayri</i>	Mandibule			
									m1 (emerging)	Lower	Left	1
									m1 (emerging)	Lower	Right	1
NHMW	SAMOS F1	11072-01-0	A4733	Samos	MN11-12	1911/0005/0032	<i>Chilotherium</i>	<i>schlosseri</i>	Mandibule			
									i2	Lower	Left	/
									i2	Lower	Right	/
									p2	Lower	Right	8
									p3	Lower	Left	9
									p3	Lower	Right	10
									p4	Lower	Left	9
									p4	Lower	Right	9
									m1	Lower	Left	9
									m1	Lower	Right	10
									m2	Lower	Left	10
									m2	Lower	Right	10
NHMW	SAMOS F1	/	A4730	Samos	MN11-12	1911/0005/0128	<i>Chilotherium</i>	<i>schlosseri</i>	Skull			
									D1	Upper	Left	6
									P2	Upper	Left	7
									P3	Upper	Left	7
									P4	Upper	Left	7
									M1	Upper	Left	8
									M2	Upper	Left	7
									M2	Upper	Right	7
									M3	Upper	Left	8
									M3	Upper	Right	6
NHMW	Maragha L459	Mar0389	/	Maragha	MN11	/	<i>Iranotherium</i>	<i>morgani</i>	Mandibule			
									p3	Lower	Left	9
									p3	Lower	Right	9
									p4	Lower	Left	8
									m1	Lower	Left	9

1
2
3
4
5
6
7
8
9
10
11
12
13
14
15
16
17
18
19
20
21
22
23
24
25
26
27
28
29
30
31
32
33
34
35
36
37
38
39
40
41
42
43
44
45
46
47
48
49
50
51
52
53
54
55
56
57
58
59
60

									m1	Lower	Right	9
									m2	Lower	Left	8
									m2	Lower	Right	8
									m3	Lower	Left	6/7
									m3	Lower	Right	6/7
NHMW	Maragha F2	Mar4111	A4820	Maragha	MN11	/		<i>Chilotherium persiae</i>	Skull			
									M3 (emerging)	Upper	Left	1
NHMW	Maragha L472	Mar1948	/	Maragha	MN11	/		<i>Chilotherium persiae</i>	Hemi-mandibule m1 (emerging)	Lower	Right	1/2
NHMW	Maragha L472	Mar1949	/	Maragha	MN11	/		<i>Ceratherium neumayri</i>	Hemi-mandibule m3 (emerging)	Lower	Right	1
NHMW	Maragha L474	Mar2034	/	Maragha	MN11	/		<i>Chilotherium persiae</i>	Maxillary M1 (emerging)	Upper	Left	2
NHMW	Maragha L480	Mar2210	/	Maragha	MN11	/		<i>Iranotherium morgani</i>	Hemi-mandibule d4 (emerging)	Lower	Right	2
NHMW	Maragha L480	Mar2209	/	Maragha	MN11	/		<i>Iranotherium morgani</i>	Hemi-mandibule d4 (emerging)	Lower	Left	2
NHMW	Maragha F2	Mar2132	/	Maragha	MN11	/		<i>Chilotherium persiae</i>	Skull + Mandibule M1 (emerging)	Upper	Left	1/2
		Mar2132/1							M1 (emerging)	Upper	Right	1/2
									m1 (emerging)	Lower	Left	1
NHMW	Maragha F2	Mar2135	/	Maragha	MN11	/		<i>Chilotherium persiae</i>	Mandibule m2 (emerging)	Lower	Right	1
NHMW	Maragha F1	Mar2125	A4819	Maragha	MN11	/		<i>Chilotherium persiae</i>	Skull M3 (emerging)	Upper	Left	1
									M3 (emerging)	Upper	Right	1
NHMW	Maragha F1	Mar2126	/	Maragha	MN11	2014/0426/0001		<i>Persiatherium rodleri</i>	Skull M3 (emerging)	Upper	Left	1
									M3 (emerging)	Upper	Right	1
NHMW	Maragha F1	Mar2128	/	Maragha	MN11	/		<i>Chilotherium persiae</i>	Mandibule m1 (fragments)	Lower	Left	5
NMHNA	/	/	/	Kalimantsi	Turolian (Upper Miocene)	K-697		<i>Acerorhinus sp.</i>	Maxillary D4	Upper	Left	?
AUTh	/	/	/	Pentalophos 1 (Greece)	Upper Miocene	PNT31		<i>Chilotherium kiliasi</i>	Skull (too worn excluded) + Mandible			

GLMM Hypo

Bottom-up approach for model selection

SET 1	model	nPar	D	aic	d.aic	w.aic	bic	R2	cv.R2
-------	-------	------	---	-----	-------	-------	-----	----	-------

1

2

3

4

5

6

7

8

9

10

11

12

13

14

15

16

17

18

19

20

21

22

23

24

25

26

27

28

29

30

31

32

33

34

35

36

37

38

39

40

41

42

43

44

45

46

47

48

49

50

51

52

53

54

55

56

57

58

59

60

6	(1 Specimen) + Tooth	11	494.0038	516.0038	0	1.00E+00	568.7566	0.4502803	-151.77268	
4	(1 Specimen) + Province	3	555.9991	561.9991	45.99523	1.03E-10	576.3862	0.2517496	-94.19995	
9	(1 Specimen) + Wear	5	553.0346	563.0346	47.03075	6.13E-11	587.0131	0.2823176	-120.90813	
3	(1 Specimen) + Locality	13	537.093	563.093	47.08919	5.95E-11	625.4372	0.2246928	-436.88942	
7	(1 Specimen) + Position	3	560.8284	566.8284	50.8246	9.20E-12	581.2156	0.2601609	-92.0852	
1	(1 Specimen)	2	563.2644	567.2644	51.26056	7.39E-12	576.8558	0.2552651	-90.39121	
5	(1 Specimen) + Age	2	561.5186	567.5186	51.51478	6.51E-12	581.9057	0.253382	-89.80428	
2	Genus + (1 Specimen)	7	553.5811	567.5811	51.57724	6.31E-12	601.151	0.2593721	-198.1955	
8	(1 Specimen) + Side	3	562.3879	568.3879	52.38403	4.22E-12	582.775	0.2559591	-91.46664	
SET 2										
model		nPar	D	aic	d.aic	w.aic	bic	R2	cv.R2	
19	(1 Specimen) + Tooth * Province	21	455.8035	497.8035	0	9.93E-01	598.5134	0.439491	-1662.6974	
16	(1 Specimen) + Tooth + Wear	14	481.1702	509.1702	11.36668	3.38E-03	576.3101	0.4607627	-166.2088	
12	(1 Specimen) + Tooth + Province	12	485.6147	509.6147	11.81112	2.71E-03	567.1631	0.4472027	-162.2315	
11	(1 Specimen) + Tooth + Locality	22	469.7192	513.7192	15.91569	3.47E-04	619.2248	0.4081552	-662.6548	
14	(1 Specimen) + Tooth + Position	12	491.5845	515.5845	17.78097	1.37E-04	573.133	0.4439702	-155.7136	
6	(1 Specimen) + Tooth	11	494.0038	516.0038	18.20029	1.11E-04	568.7566	0.4502803	-151.7727	
10	(1 Specimen) + Tooth + Genus	16	484.6984	516.6984	18.89486	7.83E-05	593.4297	0.4354622	-249.0437	
17	(1 Specimen) + Tooth * Genus	54	408.7943	516.7943	18.99078	7.47E-05	775.7624	0.5986598	-3160.3052	
15	(1 Specimen) + Tooth + Side	12	492.9724	516.9724	19.16881	6.83E-05	574.5208	0.4525452	-150.0895	
13	(1 Specimen) + Tooth + Age	12	493.0202	517.0202	19.21661	6.67E-05	574.5686	0.4375502	-146.7975	
18	(1 Specimen) + Tooth * Locality	92	379.91	563.91	66.10644	4.39E-15	1005.1149	0.5243044	-3230.6653	
SET 3										
model		nPar	D	aic	d.aic	w.aic	bic	R2	cv.R2	
22	(1 Specimen) + Tooth * Province + Age	22	445.1253	489.1253	0	0.85604176	594.6308	0.3979473	-1326.614	
25	(1 Specimen) + Tooth * Province + Wear	24	445.5017	493.5017	4.376383	0.09597884	608.5986	0.4379658	-1205.496	
26	(1 Specimen) + Tooth * Province * Genus	78	341.4279	497.4279	8.302568	0.01347768	871.4929	0.6540226	-3809.538	
19	(1 Specimen) + Tooth * Province	21	455.8035	497.8035	8.678258	0.01116954	598.5134	0.439491	-1662.697	
23	(1 Specimen) + Tooth * Province + Position	22	454.0212	498.0212	8.895947	0.01001762	603.5268	0.4240829	-1094.591	
24	(1 Specimen) + Tooth * Province + Side	22	454.5456	498.5456	9.420266	0.00770744	604.0511	0.4428575	-1505.863	
21	(1 Specimen) + Tooth * Province + Locality	31	437.5454	499.5454	10.420068	0.00467526	648.2122	0.4032175	-1898.245	
20	(1 Specimen) + Tooth * Province + Genus	26	450.7711	502.7711	13.645787	0.00093186	627.4594	0.4264697	-1280.469	
SET 4										
model		nPar	D	aic	d.aic	w.aic	bic	R2	cv.R2	
31	(1 Specimen) + Tooth * Province + Age + Wear	25	434.8565	484.8565	0	0.71850622	604.7492	0.4240046	-1178.326	
22	(1 Specimen) + Tooth * Province + Age	22	445.1253	489.1253	4.268752	0.0850125	594.6308	0.3979473	-1326.614	
27	(1 Specimen) + Tooth * Province + Age + Genus	27	435.376	489.376	4.519492	0.07499551	618.8601	0.402272	-1449.775	
29	(1 Specimen) + Tooth * Province + Age + Position	23	443.5822	489.5822	4.725673	0.06764935	599.8834	0.4248306	-1263.862	
30	(1 Specimen) + Tooth * Province + Age + Side	23	444.056	490.056	5.199459	0.05338046	600.3572	0.3965137	-1329.649	
28	(1 Specimen) + Tooth * Province + Age + Locality	31	437.5816	499.5816	14.725078	0.00045595	648.2485	0.4004243	-1896.093	
SET 5										
model		nPar	D	aic	d.aic	w.aic	bic	R2	cv.R2	
34	(1 Specimen) + Tooth * Province + Age + Wear + Position	26	432.2587	484.2587	0	0.37995635	608.947	0.4339518	-1111.423	
31	(1 Specimen) + Tooth * Province + Age + Wear	25	434.8565	484.8565	0.5978686	0.28177872	604.7492	0.4240046	-1178.326	
35	(1 Specimen) + Tooth * Province + Age + Wear + Side	26	433.7886	485.7886	1.5299018	0.17681527	610.4769	0.4135763	-1267.263	
32	(1 Specimen) + Tooth * Province + Age + Wear + Genus	30	425.9932	485.9932	1.7345347	0.15961889	629.8644	0.4068286	-1526.031	
33	(1 Specimen) + Tooth * Province + Age + Wear + Locality	34	426.9293	494.9293	10.6706422	0.00183077	657.9833	0.4114714	-1892.058	
SET 6										
model		nPar	D	aic	d.aic	w.aic	bic	R2	cv.R2	
36	(1 Specimen) + Tooth * Province + Age + Wear + Position + Genus	31	421.7306	483.7306	0	0.44060638	632.3974	0.4191026	-1310.666	
34	(1 Specimen) + Tooth * Province + Age + Wear + Position	26	432.2587	484.2587	0.5280951	0.33835794	608.947	0.4339518	-1111.423	
38	(1 Specimen) + Tooth * Province + Age + Wear + Position + Side	27	431.132	485.132	1.4014214	0.2186432	614.616	0.428264	-1165.413	
37	(1 Specimen) + Tooth * Province + Age + Wear + Position + Locality	35	424.1622	494.1622	10.431647	0.00239248	662.0119	0.4183263	-1833.938	
SET 7										
model		nPar	D	aic	d.aic	w.aic	bic	R2	cv.R2	
36	(1 Specimen) + Tooth * Province + Age + Wear + Position + Genus	31	421.4016	483.4016	0	0.62894031	632.0685	0.4397746	-1138.966	
40	(1 Specimen) + Tooth * Province + Age + Wear + Position + Genus + Side	32	420.4735	484.4735	1.07193	0.36799573	637.9361	0.4344221	-1230.966	
39	(1 Specimen) + Tooth * Province + Age + Wear + Position + Genus + Locality	40	415.0781	495.0781	11.67648	0.00183272	686.9063	0.4314801	-2274.148	
41	(1 Specimen) + Tooth * Province + Age + Wear + Position + Genus + Side + Locality	41	413.8736	495.8736	12.47201	0.00123125	692.4975	0.4324249	-2319.985	

Ranking of all models by AIC**Model****nPar****D****AIC****ΔAIC****w.aic****bic****r2****crv2**

36	(1 Specimen) + Tooth * Province + Age + Wear + Position + Genus	31	421.7306	483.7306	0	0.44060638	632.3974	0.4191026	-1310.666
34	(1 Specimen) + Tooth * Province + Age + Wear + Position	26	432.2587	484.2587	0.5281	0.33835794	608.947	0.4339518	-1111.423
40	(1 Specimen) + Tooth * Province + Age + Wear + Position + Genus + Side	32	420.4735	484.4735	0.7429	0.36799573	637.9361	0.4344221	-1230.966
31	(1 Specimen) + Tooth * Province + Age + Wear	25	434.8565	484.8565	1.1259	0.71850622	604.7492	0.4240046	-1178.326
38	(1 Specimen) + Tooth * Province + Age + Wear + Position + Side	27	431.132	485.132	1.4014	0.2186432	614.616	0.428264	-1165.413
35	(1 Specimen) + Tooth * Province + Age + Wear + Side	26	433.7886	485.7886	2.058	0.17681527	610.4769	0.4135763	-1267.263
32	(1 Specimen) + Tooth * Province + Age + Wear + Genus	30	425.9932	485.9932	2.2626	0.15961889	629.8644	0.4068286	-1526.031
22	(1 Specimen) + Tooth * Province + Age	22	445.1253	489.1253	5.3947	0.85604176	594.6308	0.3979473	-1326.614
27	(1 Specimen) + Tooth * Province + Age + Genus	27	435.376	489.376	5.6454	0.07499551	618.8601	0.402272	-1449.775
29	(1 Specimen) + Tooth * Province + Age + Position	23	443.5822	489.5822	5.8516	0.06764935	599.8834	0.4248306	-1263.862
30	(1 Specimen) + Tooth * Province + Age + Side	23	444.056	490.056	6.3254	0.05338046	600.3572	0.3965137	-1329.649
25	(1 Specimen) + Tooth * Province + Wear	24	445.5017	493.5017	9.7711	0.09597884	608.5986	0.4379658	-1205.496
37	(1 Specimen) + Tooth * Province + Age + Wear + Position + Locality	35	424.1622	494.1622	10.4316	0.00239248	662.0119	0.4183263	-1833.938
33	(1 Specimen) + Tooth * Province + Age + Wear + Locality	34	426.9293	494.9293	11.1987	0.00183077	657.9833	0.4114714	-1892.058
39	(1 Specimen) + Tooth * Province + Age + Wear + Position + Genus + Locality	40	415.0781	495.0781	11.3475	0.00183272	686.9063	0.4314801	-2274.148
41	(1 Specimen) + Tooth * Province + Age + Wear + Position + Genus + Side + Locality	41	413.8736	495.8736	12.143	0.00123125	692.4975	0.4324249	-2319.985
26	(1 Specimen) + Tooth * Province * Genus	78	341.4279	497.4279	13.6973	0.01347768	871.4929	0.6540226	-3809.538
19	(1 Specimen) + Tooth * Province	21	455.8035	497.8035	14.0729	9.93E-01	598.5134	0.439491	-1662.6974
23	(1 Specimen) + Tooth * Province + Position	22	454.0212	498.0212	14.2906	0.01001762	603.5268	0.4240829	-1094.591
24	(1 Specimen) + Tooth * Province + Side	22	454.5456	498.5456	14.815	0.00770744	604.0511	0.4428575	-1505.863
21	(1 Specimen) + Tooth * Province + Locality	31	437.5454	499.5454	15.8148	0.00467526	648.2122	0.4032175	-1898.245
28	(1 Specimen) + Tooth * Province + Age + Locality	31	437.5816	499.5816	15.851	0.00045595	648.2485	0.4004243	-1896.093
20	(1 Specimen) + Tooth * Province + Genus	26	450.7711	502.7711	19.0405	0.00093186	627.4594	0.4264697	-1280.469
16	(1 Specimen) + Tooth + Wear	14	481.1702	509.1702	25.4396	3.38E-03	576.3101	0.4607627	-166.2088
12	(1 Specimen) + Tooth + Province	12	485.6147	509.6147	25.8841	2.71E-03	567.1631	0.4472027	-162.2315
11	(1 Specimen) + Tooth + Locality	22	469.7192	513.7192	29.9886	3.47E-04	619.2248	0.4081552	-662.6548
14	(1 Specimen) + Tooth + Position	12	491.5845	515.5845	31.8539	1.37E-04	573.133	0.4439702	-155.7136
6	(1 Specimen) + Tooth	11	494.0038	516.0038	32.2732	1.00E+00	568.7566	0.4502803	-151.77268
10	(1 Specimen) + Tooth + Genus	16	484.6984	516.6984	32.9678	7.83E-05	593.4297	0.4354622	-249.0437
17	(1 Specimen) + Tooth * Genus	54	408.7943	516.7943	33.0637	7.47E-05	775.7624	0.5986598	-3160.3052
15	(1 Specimen) + Tooth + Side	12	492.9724	516.9724	33.2418	6.83E-05	574.5208	0.4525452	-150.0895
13	(1 Specimen) + Tooth + Age	12	493.0202	517.0202	33.2896	6.67E-05	574.5686	0.4375502	-146.7975
4	(1 Specimen) + Province	3	555.9991	561.9991	78.2685	1.03E-10	576.3862	0.2517496	-94.19995
9	(1 Specimen) + Wear	5	553.0346	563.0346	79.304	6.13E-11	587.0131	0.2823176	-120.90813
3	(1 Specimen) + Locality	13	537.093	563.093	79.3624	5.95E-11	625.4372	0.2246928	-436.88942
18	(1 Specimen) + Tooth * Locality	92	379.91	563.91	80.1794	4.39E-15	1005.1149	0.5243044	-3230.6653
7	(1 Specimen) + Position	3	560.8284	566.8284	83.0978	9.20E-12	581.2156	0.2601609	-92.0852
1	(1 Specimen)	2	563.2644	567.2644	83.5338	7.39E-12	576.8558	0.2552651	-90.39121
5	(1 Specimen) + Age	3	561.5186	567.5186	83.788	6.51E-12	581.9057	0.253382	-89.80428
2	Genus + (1 Specimen)	7	553.5811	567.5811	83.8505	6.31E-12	601.151	0.2593721	-198.1955
8	(1 Specimen) + Side	3	562.3879	568.3879	84.6573	4.22E-12	582.775	0.2559591	-91.46664

Ranking of all models by BIC

	Model	nPar	D	AIC	ΔAIC	w.aic	bic	r2	crv2
12	(1 Specimen) + Tooth + Province	12	485.6147	509.6147	0	2.71E-03	567.1631	0.4472027	-162.2315
6	(1 Specimen) + Tooth	11	494.0038	516.0038	6.3891	1.00E+00	568.7566	0.4502803	-151.77268
14	(1 Specimen) + Tooth + Position	12	491.5845	515.5845	5.9698	1.37E-04	573.133	0.4439702	-155.7136
15	(1 Specimen) + Tooth + Side	12	492.9724	516.9724	7.3577	6.83E-05	574.5208	0.4525452	-150.0895
13	(1 Specimen) + Tooth + Age	12	493.0202	517.0202	7.4055	6.67E-05	574.5686	0.4375502	-146.7975
16	(1 Specimen) + Tooth + Wear	14	481.1702	509.1702	-0.4445	3.38E-03	576.3101	0.4607627	-166.2088
4	(1 Specimen) + Province	3	555.9991	561.9991	52.3844	1.03E-10	576.3862	0.2517496	-94.19995
1	(1 Specimen)	2	563.2644	567.2644	57.6497	7.39E-12	576.8558	0.2552651	-90.39121
7	(1 Specimen) + Position	3	560.8284	566.8284	57.2137	9.20E-12	581.2156	0.2601609	-92.0852
5	(1 Specimen) + Age	3	561.5186	567.5186	57.9039	6.51E-12	581.9057	0.253382	-89.80428
8	(1 Specimen) + Side	3	562.3879	568.3879	58.7732	4.22E-12	582.775	0.2559591	-91.46664
9	(1 Specimen) + Wear	5	553.0346	563.0346	53.4199	6.13E-11	587.0131	0.2823176	-120.90813
10	(1 Specimen) + Tooth + Genus	16	484.6984	516.6984	7.0837	7.83E-05	593.4297	0.4354622	-249.0437
22	(1 Specimen) + Tooth * Province + Age	22	445.1253	489.1253	20.4894	0.85604176	594.6308	0.3979473	-1326.614
19	(1 Specimen) + Tooth * Province	21	455.8035	497.8035	11.8112	9.93E-01	598.5134	0.439491	-1662.6974
29	(1 Specimen) + Tooth * Province + Age + Position	23	443.5822	489.5822	20.0325	0.06764935	599.8834	0.4248306	-1263.862
30	(1 Specimen) + Tooth * Province + Age + Side	23	444.056	490.056	19.5587	0.05338046	600.3572	0.3965137	-1329.649
2	Genus + (1 Specimen)	7	553.5811	567.5811	57.9664	6.31E-12	601.151	0.2593721	-198.1955
23	(1 Specimen) + Tooth * Province + Position	22	454.0212	498.0212	11.5935	0.01001762	603.5268	0.4240829	-1094.591
24	(1 Specimen) + Tooth * Province + Side	22	454.5456	498.5456	11.0691	0.00770744	604.0511	0.4428575	-1505.863

1											
2											
3											
4	31	(1 Specimen) + Tooth * Province + Age + Wear	25	434.8565	484.8565	24.7582	0.71850622	604.7492	0.4240046	-1178.326	
5	25	(1 Specimen) + Tooth * Province + Wear	24	445.5017	493.5017	-16.113	0.09597884	608.5986	0.4379658	-1205.496	
6	34	(1 Specimen) + Tooth * Province + Age + Wear + Position	26	432.2587	484.2587	-25.356	0.33835794	608.947	0.4339518	-1111.423	
7	35	(1 Specimen) + Tooth * Province + Age + Wear + Side	26	433.7886	485.7886	23.8261	0.17681527	610.4769	0.4135763	-1267.263	
8	38	(1 Specimen) + Tooth * Province + Age + Wear + Position + Side	27	431.132	485.132	24.4827	0.2186432	614.616	0.428264	-1165.413	
9											
10	27	(1 Specimen) + Tooth * Province + Age + Genus	27	435.376	489.376	20.2387	0.07499551	618.8601	0.402272	-1449.775	
11	11	(1 Specimen) + Tooth + Locality	22	469.7192	513.7192	4.1045	3.47E-04	619.2248	0.4081552	-662.6548	
12	3	(1 Specimen) + Locality	13	537.093	563.093	53.4783	5.95E-11	625.4372	0.2246928	-436.88942	
13	20	(1 Specimen) + Tooth * Province + Genus	26	450.7711	502.7711	-6.8436	0.00093186	627.4594	0.4264697	-1280.469	
14	32	(1 Specimen) + Tooth * Province + Age + Wear + Genus	30	425.9932	485.9932	23.6215	0.15961889	629.8644	0.4068286	-1526.031	
15	36	(1 Specimen) + Tooth * Province + Age + Wear + Position + Genus	31	421.7306	483.7306	25.8841	0.44060638	632.3974	0.4191026	-1310.666	
16	40	(1 Specimen) + Tooth * Province + Age + Wear + Position + Genus + Side	32	420.4735	484.4735	25.1412	0.36799573	637.9361	0.4344221	-1230.966	
17											
18	21	(1 Specimen) + Tooth * Province + Locality	31	437.5454	499.5454	10.0693	0.00467526	648.2122	0.4032175	-1898.245	
19											
20	28	(1 Specimen) + Tooth * Province + Age + Locality	31	437.5816	499.5816	10.0331	0.00045595	648.2485	0.4004243	-1896.093	
21											
22	33	(1 Specimen) + Tooth * Province + Age + Wear + Locality	34	426.9293	494.9293	14.6854	0.00183077	657.9833	0.4114714	-1892.058	
23	37	(1 Specimen) + Tooth * Province + Age + Wear + Position + Locality	35	424.1622	494.1622	15.4525	0.00239248	662.0119	0.4183263	-1833.938	
24	39	(1 Specimen) + Tooth * Province + Age + Wear + Position + Genus + Locality	40	415.0781	495.0781	14.5366	0.00183272	686.9063	0.4314801	-2274.148	
25											
26	41	(1 Specimen) + Tooth * Province + Age + Wear + Position + Genus + Side + Locality	41	413.8736	495.8736	13.7411	0.00123125	692.4975	0.4324249	-2319.985	
27	17	(1 Specimen) + Tooth * Genus	54	408.7943	516.7943	7.1796	7.47E-05	775.7624	0.5986598	-3160.3052	
28											
29	26	(1 Specimen) + Tooth * Province * Genus	78	341.4279	497.4279	12.1868	0.01347768	871.4929	0.6540226	-3809.538	
30	18	(1 Specimen) + Tooth * Locality	92	379.91	563.91	54.2953	4.39E-15	1005.1149	0.5243044	-3230.6653	

GLMM Defect

Bottom-up approach for model selection

SET 1

model	nPar	D	aic	d.aic	w.aic	bic	R2	cv.R2
5 (1 Specimen) + Age	3	2279.099	2285.099	0	4.43E-01	2299.486	0.2187339	-1.178469
1 (1 Specimen)	2	2282.694	2286.694	1.595102	2.00E-01	2296.286	0.2208436	-1.185007
4 (1 Specimen) + Province	3	2282.184	2288.184	3.085242	9.48E-02	2302.571	0.2197686	-1.185639
7 (1 Specimen) + Position	3	2282.516	2288.516	3.416814	8.03E-02	2302.903	0.2205353	-1.188707
8 (1 Specimen) + Side	3	2282.56	2288.56	3.46087	7.86E-02	2302.947	0.2205577	-1.188549
9 (1 Specimen) + Wear	5	2278.951	2288.951	3.851541	6.46E-02	2312.929	0.2246782	-1.193544
6 (1 Specimen) + Tooth	11	2268.202	2290.202	5.103113	3.46E-02	2342.955	0.2556307	-1.209527
2 (1 Specimen) + Genus	7	2281.36	2295.36	10.26066	2.62E-03	2328.93	0.2226919	-1.187008
3 (1 Specimen) + Locality	13	2270.765	2296.765	11.666042	1.30E-03	2359.109	0.2068629	-1.180964

SET 2

model	nPar	D	aic	d.aic	w.aic	bic	R2	cv.R2
12 (1 Specimen) + Age + Province	4	2275.727	2283.727	0	0.31345864	2302.91	0.2140645	-1.171657
17 (1 Specimen) + Age * Province	4	2275.727	2283.727	0	3.13E-01	2302.91	0.2140645	-1.171657
5 (1 Specimen) + Age	3	2279.099	2285.099	1.372045	0.15784995	2299.486	0.2187339	-1.178469
16 (1 Specimen) + Age + Wear	6	2274.903	2286.903	3.176241	6.40E-02	2315.678	0.2215205	-1.184321
15 (1 Specimen) + Age + Side	4	2278.985	2286.985	3.257699	6.15E-02	2306.168	0.2184506	-1.181946
14 (1 Specimen) + Age + Position	4	2279.069	2287.069	3.342116	5.89E-02	2306.252	0.2186484	-1.181623
13 (1 Specimen) + Age + Tooth	12	2264.58	2288.58	4.85307	2.77E-02	2346.129	0.2533113	-1.203033
10 (1 Specimen) + Age + Genus	8	2277.934	2293.934	10.207053	1.90E-03	2332.3	0.220272	-1.181072
18 (1 Specimen) + Age * Genus	9	2277.934	2295.934	12.206743	7.01E-04	2339.095	0.2202643	-1.182601
11 (1 Specimen) + Age + Locality	13	2270.768	2296.768	13.040766	4.62E-04	2359.112	0.2068695	-1.180506

SET 3

model	nPar	D	aic	d.aic	w.aic	bic	R2	cv.R2
12 (1 Specimen) + Age + Province	4	2275.727	2283.727	0	0.26001036	2302.91	0.2140645	-1.171657
17 (1 Specimen) + Age * Province	4	2275.727	2283.727	0	0.26001035	2302.91	0.2140645	-1.171657
19 (1 Specimen) + Age + Province + Wear	7	2271.526	2285.526	1.799	0.10576689	2319.096	0.2178175	-1.180083
20 (1 Specimen) + Age * Province + Wear	7	2271.526	2285.526	1.799	0.10576688	2319.096	0.2178175	-1.180083
21 (1 Specimen) + Age + Province + Side	5	2275.627	2285.627	1.900	0.10053913	2309.606	0.2137852	-1.175208
22 (1 Specimen) + Age * Province + Side	5	2275.627	2285.627	1.900	0.10053912	2309.606	0.2137852	-1.175208

23	(1 Specimen) + Age + Province + Position	5	2275.725	2285.725	1.998	0.09574509	2309.704	0.2140418	-1.174387
24	(1 Specimen) + Age * Province + Position	5	2275.725	2285.725	1.998	0.09574509	2309.704	0.2140418	-1.174387
25	(1 Specimen) + Age + Province * Genus	11	2263.912	2285.912	2.185	0.08719931	2338.665	0.2032597	-1.171758
26	(1 Specimen) + Age * Province * Genus	11	2263.912	2285.912	2.185	0.08719935	2338.665	0.2032667	-1.171758
27	(1 Specimen) + Age + Province + Genus	9	2268.93	2286.93	3.203	0.05242358	2330.091	0.2080906	-1.180501
28	(1 Specimen) + Age * Province + Genus	9	2268.93	2286.93	3.203	0.05242358	2330.091	0.2080906	-1.180501
29	(1 Specimen) + Age + Province + Tooth	13	2261.577	2287.577	3.850	0.03792197	2349.922	0.2481967	-1.198544
30	(1 Specimen) + Age * Province + Tooth	13	2261.577	2287.577	3.850	0.03792197	2349.922	0.2481967	-1.198544
31	(1 Specimen) + Age + Province + Locality	13	2270.766	2296.766	13.039	0.00038331	2359.11	0.2068445	-1.180764
32	(1 Specimen) + Age * Province + Locality	13	2270.766	2296.766	13.039	0.00038331	2359.11	0.2068445	-1.180764

Ranking of all models by AIC

Model	nPar	D	AIC	ΔAIC	w.aic	bic	r2	crv2
12 (1 Specimen) + Age + Province	4	2275.727	2283.727	0	0.26001036	2302.91	0.2140645	-1.171657
17 (1 Specimen) + Age * Province	4	2275.727	2283.727	0	0.26001035	2302.91	0.2140645	-1.171657
5 (1 Specimen) + Age	3	2279.099	2285.099	1.372	4.43E-01	2299.486	0.2187339	-1.178469
19 (1 Specimen) + Age + Province + Wear	7	2271.526	2285.526	1.799	0.10576689	2319.096	0.2178175	-1.180083
20 (1 Specimen) + Age * Province + Wear	7	2271.526	2285.526	1.799	0.10576688	2319.096	0.2178175	-1.180083
21 (1 Specimen) + Age + Province + Side	5	2275.627	2285.627	1.9	0.10053913	2309.606	0.2137852	-1.175208
22 (1 Specimen) + Age * Province + Side	5	2275.627	2285.627	1.9	0.10053912	2309.606	0.2137852	-1.175208
23 (1 Specimen) + Age + Province + Position	5	2275.725	2285.725	1.998	0.09574509	2309.704	0.2140418	-1.174387
24 (1 Specimen) + Age * Province + Position	5	2275.725	2285.725	1.998	0.09574509	2309.704	0.2140418	-1.174387
25 (1 Specimen) + Age + Province * Genus	11	2263.912	2285.912	2.185	0.08719931	2338.665	0.2032597	-1.171758
26 (1 Specimen) + Age * Province * Genus	11	2263.912	2285.912	2.185	0.08719935	2338.665	0.2032667	-1.171758
1 (1 Specimen)	2	2282.694	2286.694	2.967	2.00E-01	2296.286	0.2208436	-1.185007
16 (1 Specimen) + Age + Wear	6	2274.903	2286.903	3.176	6.40E-02	2315.678	0.2215205	-1.184321
27 (1 Specimen) + Age + Province + Genus	9	2268.93	2286.93	3.203	0.05242358	2330.091	0.2080906	-1.180501
28 (1 Specimen) + Age * Province + Genus	9	2268.93	2286.93	3.203	0.05242358	2330.091	0.2080906	-1.180501
15 (1 Specimen) + Age + Side	4	2278.985	2286.985	3.258	6.15E-02	2306.168	0.2184506	-1.181946
14 (1 Specimen) + Age + Position	4	2279.069	2287.069	3.342	5.89E-02	2306.252	0.2186484	-1.181623
29 (1 Specimen) + Age + Province + Tooth	13	2261.577	2287.577	3.85	0.03792197	2349.922	0.2481967	-1.198544
30 (1 Specimen) + Age * Province + Tooth	13	2261.577	2287.577	3.85	0.03792197	2349.922	0.2481967	-1.198544
4 (1 Specimen) + Province	3	2282.184	2288.184	4.457	9.48E-02	2302.571	0.2197686	-1.185639
7 (1 Specimen) + Position	3	2282.516	2288.516	4.789	8.03E-02	2302.903	0.2205353	-1.188707
8 (1 Specimen) + Side	3	2282.56	2288.56	4.833	7.86E-02	2302.947	0.2205577	-1.188549
13 (1 Specimen) + Age + Tooth	12	2264.58	2288.58	4.853	2.77E-02	2346.129	0.2533113	-1.203033
9 (1 Specimen) + Wear	5	2278.951	2288.951	5.224	6.46E-02	2312.929	0.2246782	-1.193544
6 (1 Specimen) + Tooth	11	2268.202	2290.202	6.475	3.46E-02	2342.955	0.2556307	-1.209527
10 (1 Specimen) + Age + Genus	8	2277.934	2293.934	10.207	1.90E-03	2332.3	0.220272	-1.181072
2 (1 Specimen) + Genus	7	2281.36	2295.36	11.633	2.62E-03	2328.93	0.2226919	-1.187008
18 (1 Specimen) + Age * Genus	9	2277.934	2295.934	12.207	7.01E-04	2339.095	0.2202643	-1.182601
3 (1 Specimen) + Locality	13	2270.765	2296.765	13.038	1.30E-03	2359.109	0.2068629	-1.180964
31 (1 Specimen) + Age + Province + Locality	13	2270.766	2296.766	13.039	0.00038331	2359.11	0.2068445	-1.180764
32 (1 Specimen) + Age * Province + Locality	13	2270.766	2296.766	13.039	0.00038331	2359.11	0.2068445	-1.180764
11 (1 Specimen) + Age + Locality	13	2270.768	2296.768	13.041	4.62E-04	2359.112	0.2068695	-1.180506

Ranking of all models by BIC

Model	nPar	D	AIC	ΔAIC	w.aic	bic	r2	crv2
1 (1 Specimen)	2	2282.694	2286.694	2.967	2.00E-01	2296.286	0.2208436	-1.185007
5 (1 Specimen) + Age	3	2279.099	2285.099	1.372	4.43E-01	2299.486	0.2187339	-1.178469
4 (1 Specimen) + Province	3	2282.184	2288.184	4.457	9.48E-02	2302.571	0.2197686	-1.185639
7 (1 Specimen) + Position	3	2282.516	2288.516	4.789	8.03E-02	2302.903	0.2205353	-1.188707
12 (1 Specimen) + Age + Province	4	2275.727	2283.727	0	0.26001036	2302.91	0.2140645	-1.171657
17 (1 Specimen) + Age * Province	4	2275.727	2283.727	0	0.26001035	2302.91	0.2140645	-1.171657
8 (1 Specimen) + Side	3	2282.56	2288.56	4.833	7.86E-02	2302.947	0.2205577	-1.188549
15 (1 Specimen) + Age + Side	4	2278.985	2286.985	3.258	6.15E-02	2306.168	0.2184506	-1.181946
14 (1 Specimen) + Age + Position	4	2279.069	2287.069	3.342	5.89E-02	2306.252	0.2186484	-1.181623
21 (1 Specimen) + Age + Province + Side	5	2275.627	2285.627	1.9	0.10053913	2309.606	0.2137852	-1.175208
22 (1 Specimen) + Age * Province + Side	5	2275.627	2285.627	1.9	0.10053912	2309.606	0.2137852	-1.175208
23 (1 Specimen) + Age + Province + Position	5	2275.725	2285.725	1.998	0.09574509	2309.704	0.2140418	-1.174387
24 (1 Specimen) + Age * Province + Position	5	2275.725	2285.725	1.998	0.09574509	2309.704	0.2140418	-1.174387
9 (1 Specimen) + Wear	5	2278.951	2288.951	5.224	6.46E-02	2312.929	0.2246782	-1.193544
16 (1 Specimen) + Age + Wear	6	2274.903	2286.903	3.176	6.40E-02	2315.678	0.2215205	-1.184321
19 (1 Specimen) + Age + Province + Wear	7	2271.526	2285.526	1.799	0.10576689	2319.096	0.2178175	-1.180083
20 (1 Specimen) + Age * Province + Wear	7	2271.526	2285.526	1.799	0.10576688	2319.096	0.2178175	-1.180083
2 (1 Specimen) + Genus	7	2281.36	2295.36	11.633	2.62E-03	2328.93	0.2226919	-1.187008
27 (1 Specimen) + Age + Province + Genus	9	2268.93	2286.93	3.203	0.05242358	2330.091	0.2080906	-1.180501
28 (1 Specimen) + Age * Province + Genus	9	2268.93	2286.93	3.203	0.05242358	2330.091	0.2080906	-1.180501
10 (1 Specimen) + Age + Genus	8	2277.934	2293.934	10.207	1.90E-03	2332.3	0.220272	-1.181072
25 (1 Specimen) + Age + Province * Genus	11	2263.912	2285.912	2.185	0.08719931	2338.665	0.2032597	-1.171758
26 (1 Specimen) + Age * Province * Genus	11	2263.912	2285.912	2.185	0.08719935	2338.665	0.2032667	-1.171758
18 (1 Specimen) + Age * Genus	9	2277.934	2295.934	12.207	7.01E-04	2339.095	0.2202643	-1.182601
6 (1 Specimen) + Tooth	11	2268.202	2290.202	6.475	3.46E-02	2342.955	0.2556307	-1.209527

13	(1 Specimen) + Age + Tooth	12	2264.58	2288.58	4.853	2.77E-02	2346.129	0.2533113	-1.203033
29	(1 Specimen) + Age + Province + Tooth	13	2261.577	2287.577	3.85	0.03792197	2349.922	0.2481967	-1.198544
30	(1 Specimen) + Age * Province + Tooth	13	2261.577	2287.577	3.85	0.03792197	2349.922	0.2481967	-1.198544
3	(1 Specimen) + Locality	13	2270.765	2296.765	13.038	1.30E-03	2359.109	0.2068629	-1.180964
31	(1 Specimen) + Age + Province + Locality	13	2270.766	2296.766	13.039	0.00038331	2359.11	0.2068445	-1.180764
32	(1 Specimen) + Age * Province + Locality	13	2270.766	2296.766	13.039	0.00038331	2359.11	0.2068445	-1.180764
11	(1 Specimen) + Age + Locality	13	2270.768	2296.768	13.041	4.62E-04	2359.112	0.2068695	-1.180506

GLMM Multiple

Bottom-up approach for model selection

SET 1

model	nPar	D	aic	d.aic	w.aic	bic	R2	cv.R2
10 (1 Specimen) + Defect	7	1871.914	1885.914	0	1.00E+00	1919.484	0.75460573	-5.420304
1 (1 Specimen)	2	1973.868	1977.868	91.95404	1.08E-20	1987.459	0	-5.657312
7 (1 Specimen) + Position	3	1972.442	1978.442	92.52811	8.09E-21	1992.829	0.00838487	-5.678861
4 (1 Specimen) + Province	3	1972.738	1978.738	92.82413	6.97E-21	1993.125	0.00660821	-5.661937
5 (1 Specimen) + Age	3	1972.826	1978.826	92.91266	6.67E-21	1993.213	0.00623158	-5.665254
8 (1 Specimen) + Side	3	1973.85	1979.85	93.93629	4.00E-21	1994.237	0.00010407	-5.660234
9 (1 Specimen) + Wear	5	1973.267	1983.267	97.35313	7.24E-22	2007.245	0.00349478	-5.65947
2 Genus + (1 Specimen)	7	1972.3	1986.3	100.386	1.59E-22	2019.87	0.00910465	-5.663862
6 (1 Specimen) + Tooth	11	1966.684	1988.684	102.77066	4.83E-23	2041.437	0.04338937	-5.672654
3 (1 Specimen) + Locality	13	1968.259	1994.259	108.34532	2.97E-24	2056.603	0.03295369	-5.688889

SET 2

model	nPar	D	aic	d.aic	w.aic	bic	R2	cv.R2
10 (1 Specimen) + Defect	7	1871.914	1885.914	0	3.81E-01	1919.484	0.7546057	-5.420304
16 (1 Specimen) + Defect + Position	8	1871.594	1887.594	1.679966	1.65E-01	1925.959	0.7603636	-5.432813
14 (1 Specimen) + Defect + Age	8	1871.837	1887.837	1.923476	1.46E-01	1926.203	0.7559634	-5.421924
17 (1 Specimen) + Defect + Side	8	1871.879	1887.879	1.965492	1.43E-01	1926.245	0.75524	-5.422765
13 (1 Specimen) + Defect + Province	8	1871.89	1887.89	1.976421	1.42E-01	1926.256	0.7550551	-5.420237
18 (1 Specimen) + Defect + Wear	10	1871.707	1891.707	5.793879	2.10E-02	1939.665	0.7582677	-5.426189
11 (1 Specimen) + Defect + Genus	12	1871.859	1895.859	9.945576	2.64E-03	1953.408	0.7555361	-5.422739
15 (1 Specimen) + Defect + Tooth	16	1871.149	1903.149	17.235223	6.90E-05	1979.88	0.7675509	-5.427446
12 (1 Specimen) + Defect + Locality	18	1871.721	1907.721	21.807173	7.01E-06	1994.043	0.7578929	-5.416891
19 (1 Specimen) + Defect * Genus	23	1871.047	1917.047	31.133633	6.62E-08	2027.348	0.7654074	-5.44141
20 (1 Specimen) + Defect * Tooth	41	1866.771	1948.771	62.857041	8.55E-15	2145.395	0.8215211	-5.460167

Ranking of all models by AIC

Model	nPar	D	AIC	ΔAIC	w.aic	bic	r2	crv2
10 (1 Specimen) + Defect	7	1871.914	1885.914	0	1.00E+00	1919.484	0.75460573	-5.420304
16 (1 Specimen) + Defect + Position	8	1871.594	1887.594	1.68	1.65E-01	1925.959	0.7603636	-5.432813
14 (1 Specimen) + Defect + Age	8	1871.837	1887.837	1.923	1.46E-01	1926.203	0.7559634	-5.421924
17 (1 Specimen) + Defect + Side	8	1871.879	1887.879	1.965	1.43E-01	1926.245	0.75524	-5.422765
13 (1 Specimen) + Defect + Province	8	1871.89	1887.89	1.976	1.42E-01	1926.256	0.7550551	-5.420237
18 (1 Specimen) + Defect + Wear	10	1871.707	1891.707	5.793	2.10E-02	1939.665	0.7582677	-5.426189
11 (1 Specimen) + Defect + Genus	12	1871.859	1895.859	9.945	2.64E-03	1953.408	0.7555361	-5.422739
15 (1 Specimen) + Defect + Tooth	16	1871.149	1903.149	17.235	6.90E-05	1979.88	0.7675509	-5.427446
12 (1 Specimen) + Defect + Locality	18	1871.721	1907.721	21.807	7.01E-06	1994.043	0.7578929	-5.416891
19 (1 Specimen) + Defect * Genus	23	1871.047	1917.047	31.133	6.62E-08	2027.348	0.7654074	-5.44141
20 (1 Specimen) + Defect * Tooth	41	1866.771	1948.771	62.857	8.55E-15	2145.395	0.8215211	-5.460167
1 (1 Specimen)	2	1973.868	1977.868	91.954	1.08E-20	1987.459	0	-5.657312
7 (1 Specimen) + Position	3	1972.442	1978.442	92.528	8.09E-21	1992.829	0.00838487	-5.678861
4 (1 Specimen) + Province	3	1972.738	1978.738	92.824	6.97E-21	1993.125	0.00660821	-5.661937
5 (1 Specimen) + Age	3	1972.826	1978.826	92.912	6.67E-21	1993.213	0.00623158	-5.665254
8 (1 Specimen) + Side	3	1973.85	1979.85	93.936	4.00E-21	1994.237	0.00010407	-5.660234
9 (1 Specimen) + Wear	5	1973.267	1983.267	97.353	7.24E-22	2007.245	0.00349478	-5.65947
2 Genus + (1 Specimen)	7	1972.3	1986.3	100.386	1.59E-22	2019.87	0.00910465	-5.663862
6 (1 Specimen) + Tooth	11	1966.684	1988.684	102.77	4.83E-23	2041.437	0.04338937	-5.672654
3 (1 Specimen) + Locality	13	1968.259	1994.259	108.345	2.97E-24	2056.603	0.03295369	-5.688889

Ranking of all models by BIC

Model	nPar	D	AIC	ΔAIC	w.aic	bic	r2	crv2
10 (1 Specimen) + Defect	7	1871.914	1885.914	0	1.00E+00	1919.484	0.75460573	-5.420304
16 (1 Specimen) + Defect + Position	8	1871.594	1887.594	1.68	1.65E-01	1925.959	0.7603636	-5.432813
14 (1 Specimen) + Defect + Age	8	1871.837	1887.837	1.923	1.46E-01	1926.203	0.7559634	-5.421924
17 (1 Specimen) + Defect + Side	8	1871.879	1887.879	1.965	1.43E-01	1926.245	0.75524	-5.422765

13	(1 Specimen) + Defect + Province	8	1871.89	1887.89	1.976	1.42E-01	1926.256	0.7550551	-5.420237
18	(1 Specimen) + Defect + Wear	10	1871.707	1891.707	5.793	2.10E-02	1939.665	0.7582677	-5.426189
11	(1 Specimen) + Defect + Genus	12	1871.859	1895.859	9.945	2.64E-03	1953.408	0.7555361	-5.422739
15	(1 Specimen) + Defect + Tooth	16	1871.149	1903.149	17.235	6.90E-05	1979.88	0.7675509	-5.427446
1	(1 Specimen)	2	1973.868	1977.868	91.954	1.08E-20	1987.459	0	-5.657312
7	(1 Specimen) + Position	3	1972.442	1978.442	92.528	8.09E-21	1992.829	0.00838487	-5.678861
4	(1 Specimen) + Province	3	1972.738	1978.738	92.824	6.97E-21	1993.125	0.00660821	-5.661937
5	(1 Specimen) + Age	3	1972.826	1978.826	92.912	6.67E-21	1993.213	0.00623158	-5.665254
12	(1 Specimen) + Defect + Locality	18	1871.721	1907.721	21.807	7.01E-06	1994.043	0.7578929	-5.416891
8	(1 Specimen) + Side	3	1973.85	1979.85	93.936	4.00E-21	1994.237	0.00010407	-5.660234
9	(1 Specimen) + Wear	5	1973.267	1983.267	97.353	7.24E-22	2007.245	0.00349478	-5.65947
2	Genus + (1 Specimen)	7	1972.3	1986.3	100.386	1.59E-22	2019.87	0.00910465	-5.663862
19	(1 Specimen) + Defect * Genus	23	1871.047	1917.047	31.133	6.62E-08	2027.348	0.7654074	-5.44141
6	(1 Specimen) + Tooth	11	1966.684	1988.684	102.77	4.83E-23	2041.437	0.04338937	-5.672654
3	(1 Specimen) + Locality	13	1968.259	1994.259	108.345	2.97E-24	2056.603	0.03295369	-5.688889
20	(1 Specimen) + Defect * Tooth	41	1866.771	1948.771	62.857	8.55E-15	2145.395	0.8215211	-5.460167

GLMM Localisation

Bottom-up approach for model selection

SET 1

model	nPar	D	aic	d.aic	w.aic	bic	R2	cv.R2
10 (1 Specimen) + Defect	7	241.0476	255.0476	0	1.00E+00	288.6175	0.8428587	-4947.86972
6 (1 Specimen) + Tooth	11	723.7814	745.7814	490.7338	2.74E-107	798.5342	0.4139937	-42.80775
9 (1 Specimen) + Wear	5	784.8154	794.8154	539.7678	6.18E-118	818.794	0.3487865	-45.31113
4 (1 Specimen) + Province	3	792.3372	798.3372	543.2896	1.06E-118	812.7243	0.3301951	-36.27412
2 Genus + (1 Specimen)	7	786.9324	800.9324	545.8848	2.90E-119	834.5023	0.3337148	-82.92196
8 (1 Specimen) + Side	3	795.6993	801.6993	546.6517	1.98E-119	816.0865	0.3334304	-35.65802
1 (1 Specimen)	2	798.0907	802.0907	547.0431	1.63E-119	811.6821	0.332979	-35.24891
5 (1 Specimen) + Age	3	797.4297	803.4297	548.3821	8.32E-120	817.8168	0.3328075	-35.24879
3 (1 Specimen) + Locality	13	777.5992	803.5992	548.5516	7.65E-120	865.9433	0.317943	-208.6473
7 (1 Specimen) + Position	3	798.0355	804.0355	548.988	6.15E-120	818.4227	0.3333471	-35.33543

SET 2

model	nPar	D	aic	d.aic	w.aic	bic	R2	cv.R2
16 (1 Specimen) + Defect + Position	8	235.1237	251.1237	0	7.48E-01	289.4893	0.8780616	-3954.309
10 (1 Specimen) + Defect	7	241.0476	255.0476	3.923938	1.05E-01	288.6175	0.8428587	-4947.87
14 (1 Specimen) + Defect + Age	8	240.3796	256.3796	5.255951	5.40E-02	294.7453	0.8465374	-4612.722
17 (1 Specimen) + Defect + Side	8	240.8295	256.8295	5.705824	4.31E-02	295.1951	0.8444575	-4056.64
13 (1 Specimen) + Defect + Province	8	241.0344	257.0344	5.910784	3.89E-02	295.4001	0.843048	-3918.814
18 (1 Specimen) + Defect + Wear	10	239.9393	259.9393	8.815612	9.11E-03	307.8963	0.8491084	-4596.461
11 (1 Specimen) + Defect + Genus	12	239.7138	263.7138	12.590167	1.38E-03	321.2623	0.8520024	-4892.579
21 (1 Specimen) + Defect * Province	13	239.9601	265.9601	14.83642	4.49E-04	328.3043	0.8506939	-3985.443
15 (1 Specimen) + Defect + Tooth	16	238.2514	270.2514	19.127758	5.25E-05	346.9827	0.8621031	-3778.952
12 (1 Specimen) + Defect + Locality	18	238.4726	274.4726	23.348946	6.36E-06	360.7953	0.86133	-5051.699
20 (1 Specimen) + Defect * Genus	23	236.3963	282.3963	31.272686	1.21E-07	392.6976	0.8753024	-4322.667
19 (1 Specimen) + Defect * Tooth	41	233.4601	315.4601	64.336397	8.00E-15	512.084	0.8967388	-3486.819

SET 3

model	nPar	D	aic	d.aic	w.aic	bic	R2	cv.R2
16 (1 Specimen) + Defect + Position	8	235.1237	251.1237	0	4.36E-01	289.4893	0.8780616	-3954.309
27 (1 Specimen) + Defect + Position + Side	9	234.8341	252.8341	1.710444	1.85E-01	295.9955	0.8800563	-4380.316
24 (1 Specimen) + Defect + Position + Province	9	234.8549	252.8549	1.73127	1.83E-01	296.0163	0.879339	-4283.118
25 (1 Specimen) + Defect + Position + Age	9	235.0763	253.0763	1.952685	1.64E-01	296.2377	0.878732	-4036.82
28 (1 Specimen) + Defect + Position + Wear	11	234.8614	256.8614	5.737765	2.47E-02	309.6142	0.8798435	-4400.646
22 (1 Specimen) + Defect + Position + Genus	13	233.582	259.582	8.458313	6.35E-03	321.9261	0.8886574	-4881.171
26 (1 Specimen) + Defect + Position + Tooth	17	231.6037	265.6037	14.480033	3.13E-04	347.1307	0.9015476	-3900.102
23 (1 Specimen) + Defect + Position + Locality	19	232.9268	270.9268	19.80319	2.18E-05	362.0453	0.8942497	-4136.073
29 (1 Specimen) + Defect + Position * Tooth	26	227.7003	279.7003	28.576632	2.72E-07	404.3886	0.930009	-3880.88

Ranking of all models by AIC

Model	nPar	D	AIC	ΔAIC	w.aic	bic	r2	crv2
16 (1 Specimen) + Defect + Position	8	235.1237	251.1237	0	4.36E-01	289.4893	0.8780616	-3954.309
27 (1 Specimen) + Defect + Position + Side	9	234.8341	252.8341	1.7104	1.85E-01	295.9955	0.8800563	-4380.316
24 (1 Specimen) + Defect + Position + Province	9	234.8549	252.8549	1.7312	1.83E-01	296.0163	0.879339	-4283.118
25 (1 Specimen) + Defect + Position + Age	9	235.0763	253.0763	1.9526	1.64E-01	296.2377	0.878732	-4036.82

1										
2										
3	10	(1 Specimen) + Defect	7	241.0476	255.0476	3.9239	1.00E+00	288.6175	0.8428587	-4947.86972
4	14	(1 Specimen) + Defect + Age	8	240.3796	256.3796	5.2559	5.40E-02	294.7453	0.8465374	-4612.722
5	17	(1 Specimen) + Defect + Side	8	240.8295	256.8295	5.7058	4.31E-02	295.1951	0.8444575	-4056.64
6	28	(1 Specimen) + Defect + Position + Wear	11	234.8614	256.8614	5.7377	2.47E-02	309.6142	0.8798435	-4400.646
7	13	(1 Specimen) + Defect + Province	8	241.0344	257.0344	5.9107	3.89E-02	295.4001	0.843048	-3918.814
8	22	(1 Specimen) + Defect + Position + Genus	13	233.582	259.582	8.4583	6.35E-03	321.9261	0.8886574	-4881.171
9	18	(1 Specimen) + Defect + Wear	10	239.9393	259.9393	8.8156	9.11E-03	307.8963	0.8491084	-4596.461
10	11	(1 Specimen) + Defect + Genus	12	239.7138	263.7138	12.5901	1.38E-03	321.2623	0.8520024	-4892.579
11	26	(1 Specimen) + Defect + Position + Tooth	17	231.6037	265.6037	14.48	3.13E-04	347.1307	0.9015476	-3900.102
12	21	(1 Specimen) + Defect * Province	13	239.9601	265.9601	14.8364	4.49E-04	328.3043	0.8506939	-3985.443
13	15	(1 Specimen) + Defect + Tooth	16	238.2514	270.2514	19.1277	5.25E-05	346.9827	0.8621031	-3778.952
14	23	(1 Specimen) + Defect + Position + Locality	19	232.9268	270.9268	19.8031	2.18E-05	362.0453	0.8942497	-4136.073
15	12	(1 Specimen) + Defect + Locality	18	238.4726	274.4726	23.3489	6.36E-06	360.7953	0.86133	-5051.699
16	29	(1 Specimen) + Defect + Position * Tooth	26	227.7003	279.7003	28.5766	2.72E-07	404.3886	0.930009	-3880.88
17	20	(1 Specimen) + Defect * Genus	23	236.3963	282.3963	31.2726	1.21E-07	392.6976	0.8753024	-4322.667
18	19	(1 Specimen) + Defect * Tooth	41	233.4601	315.4601	64.3364	8.00E-15	512.084	0.8967388	-3486.819
19	6	(1 Specimen) + Tooth	11	723.7814	745.7814	494.6577	2.74E-107	798.5342	0.4139937	-42.80775
20	9	(1 Specimen) + Wear	5	784.8154	794.8154	543.6917	6.18E-118	818.794	0.3487865	-45.31113
21	4	(1 Specimen) + Province	3	792.3372	798.3372	547.2135	1.06E-118	812.7243	0.3301951	-36.27412
22	2	Genus + (1 Specimen)	7	786.9324	800.9324	549.8087	2.90E-119	834.5023	0.3337148	-82.92196
23	8	(1 Specimen) + Side	3	795.6993	801.6993	550.5756	1.98E-119	816.0865	0.3334304	-35.65802
24	1	(1 Specimen)	2	798.0907	802.0907	550.967	1.63E-119	811.6821	0.332979	-35.24891
25	5	(1 Specimen) + Age	3	797.4297	803.4297	552.306	8.32E-120	817.8168	0.3328075	-35.24879
26	3	(1 Specimen) + Locality	13	777.5992	803.5992	552.4755	7.65E-120	865.9433	0.317943	-208.6473
27	7	(1 Specimen) + Position	3	798.0355	804.0355	552.9118	6.15E-120	818.4227	0.3333471	-35.33543

Ranking of all models by BIC

Model	nPar	D	AIC	ΔAIC	w.aic	bic	r2	crv2	
10	(1 Specimen) + Defect	7	241.0476	255.0476	0	1.00E+00	288.6175	0.8428587	-4947.86972
16	(1 Specimen) + Defect + Position	8	235.1237	251.1237	-3.9239	4.36E-01	289.4893	0.8780616	-3954.309
14	(1 Specimen) + Defect + Age	8	240.3796	256.3796	1.332	5.40E-02	294.7453	0.8465374	-4612.722
17	(1 Specimen) + Defect + Side	8	240.8295	256.8295	1.7819	4.31E-02	295.1951	0.8444575	-4056.64
13	(1 Specimen) + Defect + Province	8	241.0344	257.0344	1.9868	3.89E-02	295.4001	0.843048	-3918.814
27	(1 Specimen) + Defect + Position + Side	9	234.8341	252.8341	-2.2135	1.85E-01	295.9955	0.8800563	-4380.316
24	(1 Specimen) + Defect + Position + Province	9	234.8549	252.8549	-2.1927	1.83E-01	296.0163	0.879339	-4283.118
25	(1 Specimen) + Defect + Position + Age	9	235.0763	253.0763	-1.9713	1.64E-01	296.2377	0.878732	-4036.82
18	(1 Specimen) + Defect + Wear	10	239.9393	259.9393	4.8917	9.11E-03	307.8963	0.8491084	-4596.461
28	(1 Specimen) + Defect + Position + Wear	11	234.8614	256.8614	1.8138	2.47E-02	309.6142	0.8798435	-4400.646
11	(1 Specimen) + Defect + Genus	12	239.7138	263.7138	8.6662	1.38E-03	321.2623	0.8520024	-4892.579
22	(1 Specimen) + Defect + Position + Genus	13	233.582	259.582	4.5344	6.35E-03	321.9261	0.8886574	-4881.171
21	(1 Specimen) + Defect * Province	13	239.9601	265.9601	10.9125	4.49E-04	328.3043	0.8506939	-3985.443
15	(1 Specimen) + Defect + Tooth	16	238.2514	270.2514	15.2038	5.25E-05	346.9827	0.8621031	-3778.952
26	(1 Specimen) + Defect + Position + Tooth	17	231.6037	265.6037	10.5561	3.13E-04	347.1307	0.9015476	-3900.102
12	(1 Specimen) + Defect + Locality	18	238.4726	274.4726	19.425	6.36E-06	360.7953	0.86133	-5051.699
23	(1 Specimen) + Defect + Position + Locality	19	232.9268	270.9268	15.8792	2.18E-05	362.0453	0.8942497	-4136.073
20	(1 Specimen) + Defect * Genus	23	236.3963	282.3963	27.3487	1.21E-07	392.6976	0.8753024	-4322.667
29	(1 Specimen) + Defect + Position * Tooth	26	227.7003	279.7003	24.6527	2.72E-07	404.3886	0.930009	-3880.88
19	(1 Specimen) + Defect * Tooth	41	233.4601	315.4601	60.4125	8.00E-15	512.084	0.8967388	-3486.819
6	(1 Specimen) + Tooth	11	723.7814	745.7814	490.7338	2.74E-107	798.5342	0.4139937	-42.80775
1	(1 Specimen)	2	798.0907	802.0907	547.0431	1.63E-119	811.6821	0.332979	-35.24891
4	(1 Specimen) + Province	3	792.3372	798.3372	543.2896	1.06E-118	812.7243	0.3301951	-36.27412
8	(1 Specimen) + Side	3	795.6993	801.6993	546.6517	1.98E-119	816.0865	0.3334304	-35.65802
5	(1 Specimen) + Age	3	797.4297	803.4297	548.3821	8.32E-120	817.8168	0.3328075	-35.24879
7	(1 Specimen) + Position	3	798.0355	804.0355	548.9879	6.15E-120	818.4227	0.3333471	-35.33543
9	(1 Specimen) + Wear	5	784.8154	794.8154	539.7678	6.18E-118	818.794	0.3487865	-45.31113
2	Genus + (1 Specimen)	7	786.9324	800.9324	545.8848	2.90E-119	834.5023	0.3337148	-82.92196
3	(1 Specimen) + Locality	13	777.5992	803.5992	548.5516	7.65E-120	865.9433	0.317943	-208.6473

GLMM Severity

Bottom-up approach for model selection

SET 1

model	nPar	D	aic	d.aic	w.aic	bic	R2	cv.R2	
10	(1 Specimen) + Defect	7	1907.156	1921.156	0	1.00E+00	1954.726	0.90054699	-1.358437
6	(1 Specimen) + Tooth	11	2164.912	2186.912	265.7563	1.96E-58	2239.665	0.1443605	-1.693451
5	(1 Specimen) + Age	3	2190.468	2196.468	275.3118	1.65E-60	2210.855	0.08075619	-1.698224
4	(1 Specimen) + Province	3	2190.938	2196.938	275.7823	1.30E-60	2211.325	0.07821581	-1.697948
1	(1 Specimen)	2	2193.57	2197.57	276.4147	9.49E-61	2207.162	0.07927716	-1.699612
7	(1 Specimen) + Position	3	2193.087	2199.087	277.9312	4.45E-61	2213.474	0.08101544	-1.69998
8	(1 Specimen) + Side	3	2193.291	2199.291	278.1355	4.01E-61	2213.678	0.07960986	-1.703458

9	(1 Specimen) + Wear	5	2189.33	2199.33	278.1738	3.94E-61	2223.308	0.08190498	-1.703351
3	(1 Specimen) + Locality	13	2175.101	2201.101	279.9452	1.62E-61	2263.445	0.04525897	-1.695469
2	Genus + (1 Specimen)	7	2189.205	2203.205	282.0496	5.67E-62	2236.775	0.08271075	-1.701225

SET 2

model	nPar	D	aic	d.aic	w.aic	bic	R2	cv.R2
10 (1 Specimen) + Defect	7	1907.156	1921.156	0	3.79E-01	1954.726	0.900547	-1.358437
14 (1 Specimen) + Defect + Age	8	1906.812	1922.812	1.656739	1.66E-01	1961.178	0.9036871	-1.35841
13 (1 Specimen) + Defect + Province	8	1906.989	1922.989	1.833435	1.52E-01	1961.355	0.9021569	-1.358077
16 (1 Specimen) + Defect + Position	8	1907.134	1923.134	1.978474	1.41E-01	1961.5	0.9007141	-1.357646
17 (1 Specimen) + Defect + Side	8	1907.148	1923.148	1.99241	1.40E-01	1961.514	0.9006112	-1.359102
18 (1 Specimen) + Defect + Wear	10	1907.154	1927.154	5.997996	1.89E-02	1975.111	0.9005606	-1.35847
11 (1 Specimen) + Defect + Genus	12	1906.653	1930.653	9.496868	3.29E-03	1988.201	0.904592	-1.360802
15 (1 Specimen) + Defect + Tooth	16	1906.391	1938.391	17.235635	6.86E-05	2015.123	0.9076827	-1.35997
12 (1 Specimen) + Defect + Locality	18	1906.609	1942.609	21.453384	8.33E-06	2028.932	0.9054264	-1.359642
19 (1 Specimen) + Defect * Genus	23	1904.195	1950.195	29.039363	1.88E-07	2060.496	0.9180969	-1.371709
20 (1 Specimen) + Defect * Tooth	41	1900.715	1982.715	61.559434	1.63E-14	2179.339	0.9418697	-1.36409

Ranking of all models by AIC

Model	nPar	D	AIC	ΔAIC	w.aic	bic	r2	crv2
10 (1 Specimen) + Defect	7	1907.156	1921.156	0	1.00E+00	1954.726	0.90054699	-1.358437
14 (1 Specimen) + Defect + Age	8	1906.812	1922.812	1.656	1.66E-01	1961.178	0.9036871	-1.35841
13 (1 Specimen) + Defect + Province	8	1906.989	1922.989	1.833	1.52E-01	1961.355	0.9021569	-1.358077
16 (1 Specimen) + Defect + Position	8	1907.134	1923.134	1.978	1.41E-01	1961.5	0.9007141	-1.357646
17 (1 Specimen) + Defect + Side	8	1907.148	1923.148	1.992	1.40E-01	1961.514	0.9006112	-1.359102
18 (1 Specimen) + Defect + Wear	10	1907.154	1927.154	5.998	1.89E-02	1975.111	0.9005606	-1.35847
11 (1 Specimen) + Defect + Genus	12	1906.653	1930.653	9.497	3.29E-03	1988.201	0.904592	-1.360802
15 (1 Specimen) + Defect + Tooth	16	1906.391	1938.391	17.235	6.86E-05	2015.123	0.9076827	-1.35997
12 (1 Specimen) + Defect + Locality	18	1906.609	1942.609	21.453	8.33E-06	2028.932	0.9054264	-1.359642
19 (1 Specimen) + Defect * Genus	23	1904.195	1950.195	29.039	1.88E-07	2060.496	0.9180969	-1.371709
20 (1 Specimen) + Defect * Tooth	41	1900.715	1982.715	61.559	1.63E-14	2179.339	0.9418697	-1.36409
6 (1 Specimen) + Tooth	11	2164.912	2186.912	265.756	1.96E-58	2239.665	0.1443605	-1.693451
5 (1 Specimen) + Age	3	2190.468	2196.468	275.312	1.65E-60	2210.855	0.08075619	-1.698224
4 (1 Specimen) + Province	3	2190.938	2196.938	275.782	1.30E-60	2211.325	0.07821581	-1.697948
1 (1 Specimen)	2	2193.57	2197.57	276.414	9.49E-61	2207.162	0.07927716	-1.699612
7 (1 Specimen) + Position	3	2193.087	2199.087	277.931	4.45E-61	2213.474	0.08101544	-1.69998
8 (1 Specimen) + Side	3	2193.291	2199.291	278.135	4.01E-61	2213.678	0.07960986	-1.703458
9 (1 Specimen) + Wear	5	2189.33	2199.33	278.174	3.94E-61	2223.308	0.08190498	-1.703351
3 (1 Specimen) + Locality	13	2175.101	2201.101	279.945	1.62E-61	2263.445	0.04525897	-1.695469
2 Genus + (1 Specimen)	7	2189.205	2203.205	282.049	5.67E-62	2236.775	0.08271075	-1.701225

Ranking of all models by BIC

Model	nPar	D	AIC	ΔAIC	w.aic	bic	r2	crv2
10 (1 Specimen) + Defect	7	1907.156	1921.156	0	1.00E+00	1954.726	0.90054699	-1.358437
14 (1 Specimen) + Defect + Age	8	1906.812	1922.812	1.656	1.66E-01	1961.178	0.9036871	-1.35841
13 (1 Specimen) + Defect + Province	8	1906.989	1922.989	1.833	1.52E-01	1961.355	0.9021569	-1.358077
16 (1 Specimen) + Defect + Position	8	1907.134	1923.134	1.978	1.41E-01	1961.5	0.9007141	-1.357646
17 (1 Specimen) + Defect + Side	8	1907.148	1923.148	1.992	1.40E-01	1961.514	0.9006112	-1.359102
18 (1 Specimen) + Defect + Wear	10	1907.154	1927.154	5.998	1.89E-02	1975.111	0.9005606	-1.35847
11 (1 Specimen) + Defect + Genus	12	1906.653	1930.653	9.497	3.29E-03	1988.201	0.904592	-1.360802
15 (1 Specimen) + Defect + Tooth	16	1906.391	1938.391	17.235	6.86E-05	2015.123	0.9076827	-1.35997
12 (1 Specimen) + Defect + Locality	18	1906.609	1942.609	21.453	8.33E-06	2028.932	0.9054264	-1.359642
19 (1 Specimen) + Defect * Genus	23	1904.195	1950.195	29.039	1.88E-07	2060.496	0.9180969	-1.371709
20 (1 Specimen) + Defect * Tooth	41	1900.715	1982.715	61.559	1.63E-14	2179.339	0.9418697	-1.36409
1 (1 Specimen)	2	2193.57	2197.57	276.414	9.49E-61	2207.162	0.07927716	-1.699612
5 (1 Specimen) + Age	3	2190.468	2196.468	275.312	1.65E-60	2210.855	0.08075619	-1.698224
4 (1 Specimen) + Province	3	2190.938	2196.938	275.782	1.30E-60	2211.325	0.07821581	-1.697948
7 (1 Specimen) + Position	3	2193.087	2199.087	277.931	4.45E-61	2213.474	0.08101544	-1.69998
8 (1 Specimen) + Side	3	2193.291	2199.291	278.135	4.01E-61	2213.678	0.07960986	-1.703458
9 (1 Specimen) + Wear	5	2189.33	2199.33	278.174	3.94E-61	2223.308	0.08190498	-1.703351
2 Genus + (1 Specimen)	7	2189.205	2203.205	282.049	5.67E-62	2236.775	0.08271075	-1.701225
6 (1 Specimen) + Tooth	11	2164.912	2186.912	265.756	1.96E-58	2239.665	0.1443605	-1.693451
3 (1 Specimen) + Locality	13	2175.101	2201.101	279.945	1.62E-61	2263.445	0.04525897	-1.695469

Supplementary S6 – Detail of hypoplasia counts and prevalence by locality, species, and tooth loci

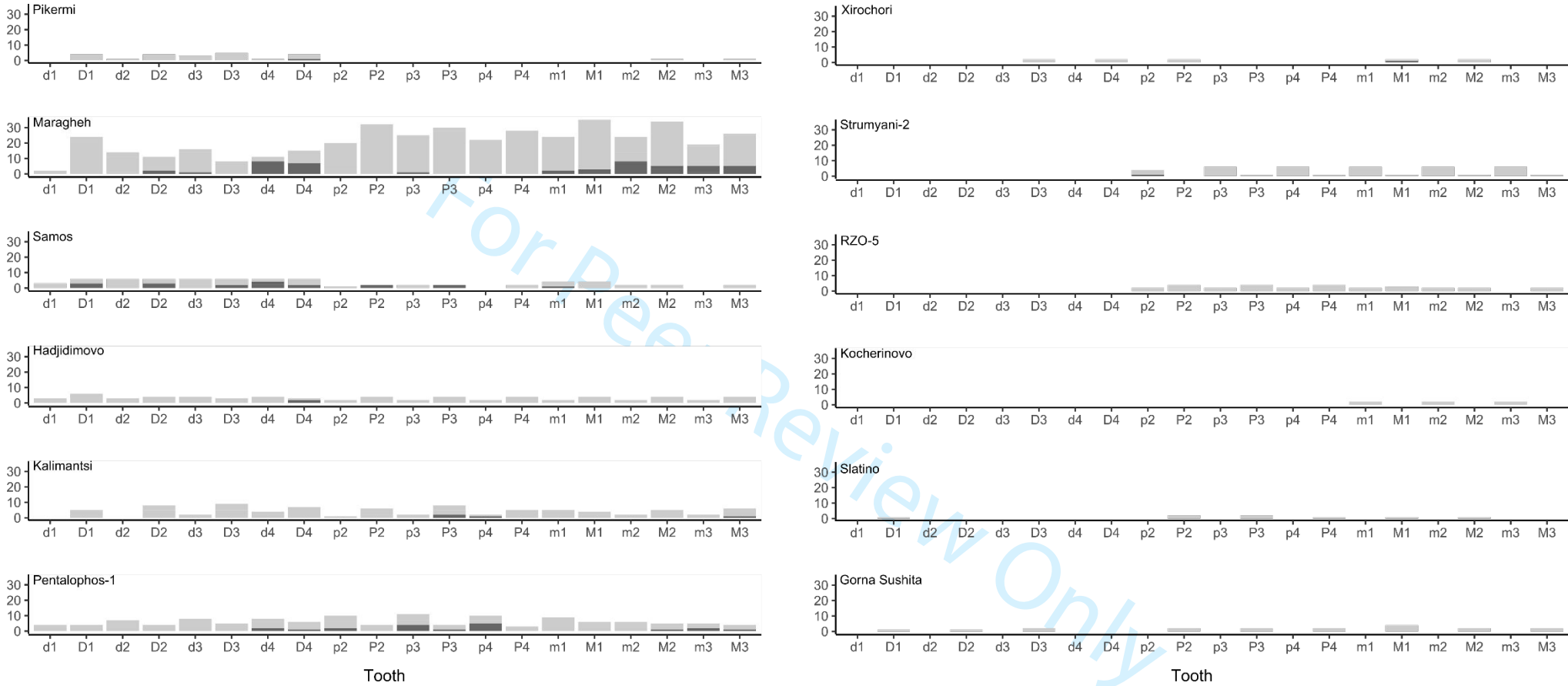
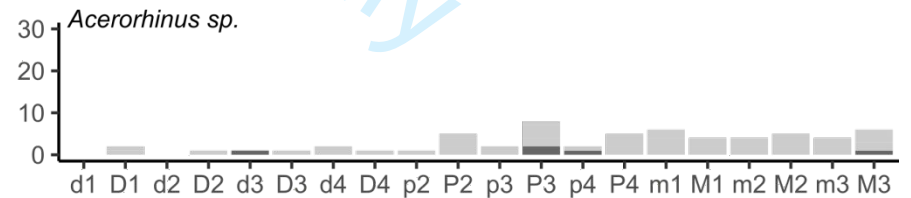
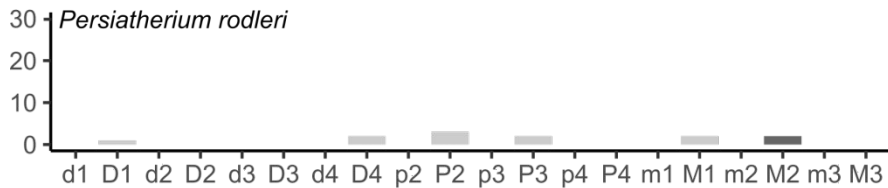
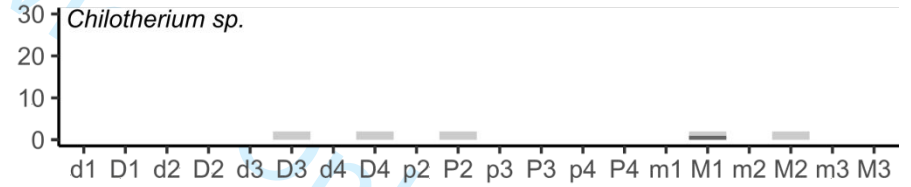
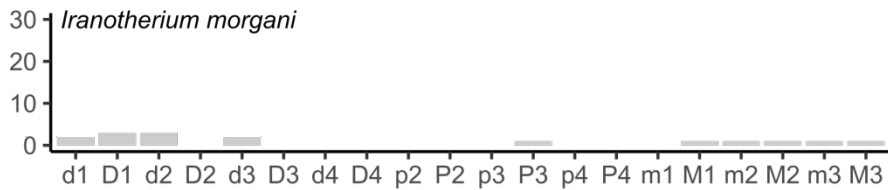
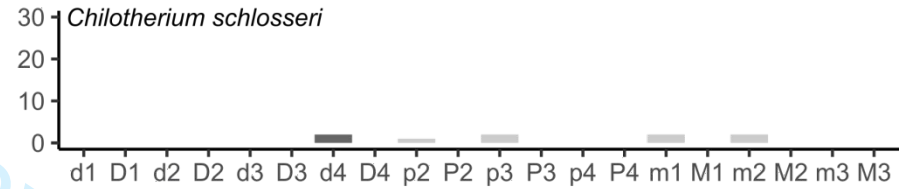
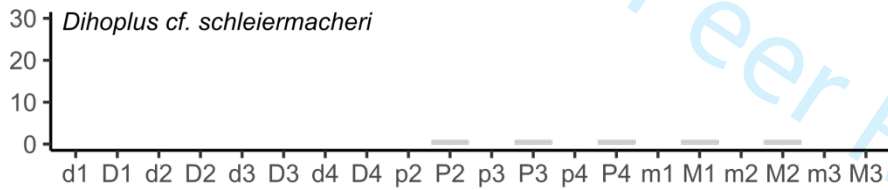
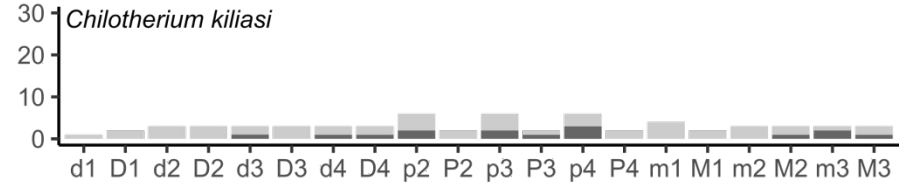
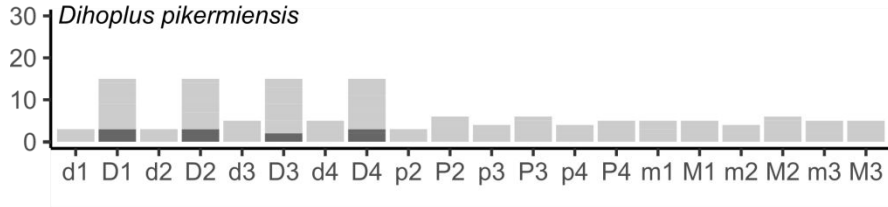
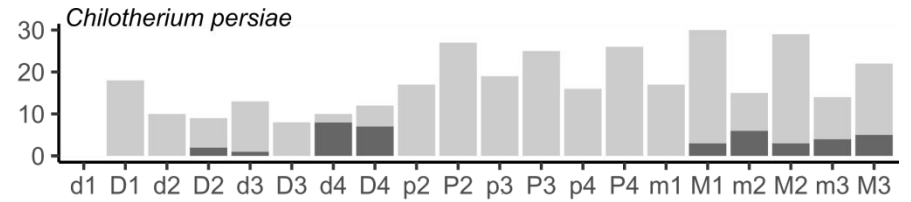
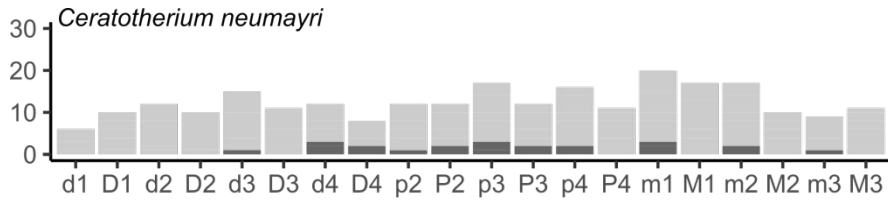


Figure 1: Hypoplasia occurrences by locality and tooth loci

Species merged at each locality

Dark grey: hypoplastic teeth; Light grey: normal teeth



Tooth

Tooth

Figure 2: Hypoplasia counts by species and tooth loci

Occurrences of hypoplasia by tooth loci and species: *Ceratotherium neumayri* (merged specimens from: Pikermi, Kalimantsi, Maragheh, Pentalophos-1, RZO-5, Samos, Strumyani-2), *Dihoplus pikermiensis* (merged specimens from: Pikermi, Hadjidimovo, Kalimantsi, Samos, Strumyani-2), *Dihoplus cf. schleiermacheri* (all specimens from Slatino), *Iranotherium morgani* (all specimens from Maragheh), *Persiatherium rodleri* (all specimens from Maragheh), *Chilotherium persiae* (all specimens from Maragheh), *Chilotherium kiliasi* (all specimens from Pentalophos-1), *Chilotherium schlosseri* (all specimens from Saùos), *Chilotherium sp.* (all specimens from Xirochori), and *Acerorhinus sp.* (merged specimens from: Gorna Sushita, Kalimantsi, Kocherinovo, Slatino)

Dark grey: hypoplastic teeth; Light grey: normal teeth

For Peer Review Only