



HAL
open science

SO₂ capture in a chemical stable Al(III) MOF: DUT-4 as an effective adsorbent to clean CH₄

Alfredo López-Olvera, Sandra Pioquinto-García, J. Antonio Zárate, Gabriela Diaz, Eva Martínez-Ahumada, Juan Obeso, Vladimir Martis, Daryl Williams, Hugo Lara-García, Carolina Leyva, et al.

► To cite this version:

Alfredo López-Olvera, Sandra Pioquinto-García, J. Antonio Zárate, Gabriela Diaz, Eva Martínez-Ahumada, et al.. SO₂ capture in a chemical stable Al(III) MOF: DUT-4 as an effective adsorbent to clean CH₄. *Fuel*, 2022, 322, pp.124213. 10.1016/j.fuel.2022.124213 . hal-03703271

HAL Id: hal-03703271

<https://hal.umontpellier.fr/hal-03703271>

Submitted on 22 Jul 2024

HAL is a multi-disciplinary open access archive for the deposit and dissemination of scientific research documents, whether they are published or not. The documents may come from teaching and research institutions in France or abroad, or from public or private research centers.

L'archive ouverte pluridisciplinaire **HAL**, est destinée au dépôt et à la diffusion de documents scientifiques de niveau recherche, publiés ou non, émanant des établissements d'enseignement et de recherche français ou étrangers, des laboratoires publics ou privés.



Distributed under a Creative Commons Attribution - NonCommercial 4.0 International License

SO₂ Capture in a Chemical Stable Al(III) MOF: DUT-4 as an effective adsorbent to clean CH₄

*Alfredo López-Olvera,^{a,†} Sandra Pioquinto-García,^{b,†} J. Antonio Zárate,^{c,†} Gabriela Diaz,^c Eva Martínez-Ahumada,^a Juan L. Obeso,^d Vladimir Martis,^e Daryl R. Williams,^{f,g} Hugo A. Lara-García,^c Carolina Leyva,^d Carla Vieira Soares,^{h,i} Guillaume Maurin,^{*h} Ilich A. Ibarra,^{*a} and Nancy E. Dávila-Guzmán^{*b}*

^a Laboratorio de Fisicoquímica y Reactividad de Superficies (LaFRoS), Instituto de Investigaciones en Materiales, Universidad Nacional Autónoma de México, Circuito Exterior s/n, CU, Coyoacán, 04510, CDMX, Mexico. *Email: argel@unam.mx

^bUniversidad Autónoma de Nuevo León, UANL, Av. Universidad S/N, Cd. Universitaria, San Nicolás de los Garza, Nuevo León, 66455, México. *Email: nancy.davilagz@uanl.edu.mx

^c Instituto de Física, Universidad Nacional Autónoma de México, Apartado Postal 20-364, 0100, Ciudad de México, Mexico.

^d Instituto Politécnico Nacional, CICATA U. Legaria 694 Irrigación, 11500, Miguel Hidalgo, CDMX, México.

^e Surface Measurement Systems, Unit 5, Wharfside, Rosemont Road, London HA04PE, UK.

^f Director of Discovery Space and Professor of Particle Science, Department of Chemical Engineering, Imperial College, London SW7 2BY, U.K.

^g Surfaces and Particle Engineering Laboratory (SPEL), Department of Chemical Engineering, Imperial College London, London SW7 2AZ, U.K.

^h ICGM, Univ. Montpellier, CNRS, ENSCM, 34095, Montpellier, France. *Email: guillaume.maurin1@umontpellier.fr

ⁱ Departamento de Química, Universidade Federal de Juiz de Fora, Juiz de Fora, MG 36036-330, Brazil.

Dedicated to Professor Stefan Kaskel

KEYWORDS. MOFs, DUT-4, SO₂ capture, biogas, methane oxidation catalyst.

ABSTRACT

Biomethane (CH₄) combustion, as a renewable fuel, is an excellent alternative to decrease the CO₂ emissions released into the atmosphere. However, this combustion requires catalysts which are normally poisoning by the presence of SO₂ gas. Then, an auxiliary material capable of selective capturing the contaminant SO₂ is necessary. In this work, the SO₂ gas adsorption performance of a high stable Al(III) MOF known as DUT-4 was studied. In addition to the high SO₂ uptake, in dry and wet conditions, and a high SO₂ adsorption cyclability, we have explored for the first time a promising purification of CH₄ in presence of SO₂, taking into account the high affinity for SO₂, even at a low concentration of SO₂ (a molar gas composition of 1:99 SO₂:CH₄).

1. INTRODUCTION

Global warming is a huge threat to human health and to the environment. This problem not only affects the ecosystem by creating stronger and more frequent storms, floods, heatwaves, and droughts but also can deteriorate heavily human health.¹ Global warming is created by a set of gases known as greenhouse gases: nitrous oxide (NO_x), fluorinated gases, carbon dioxide (CO₂) among others.² The indiscriminate and excessive use of fossil fuels *e.g.*, coal, natural gas, and oil, is the main responsible for the increase of such gases especially the CO₂ emission and its release to the atmosphere. For example, in 2018, the Environmental Protection Agency (EPA) reported a CO₂ consumption of close to 7000 million metric tons.³

Biogas is a highly desirable green energy source and an appealing alternative to reduce CO₂ emissions from the burning of fossil fuels.⁴ This renewable fuel is commonly constituted by methane (50-75%), carbon dioxide (25-50%), and other gases in small amounts such as N₂, NH₃, H₂, volatile organic compounds, and H₂S (from ppm to 1%).⁵ Although, the composition of biogas lacks SO₂ this air pollutant can be generated by the oxidation of H₂S in the biogas combustion process.

The optimization of engines in heavy-duty vehicles relies on efficient internal combustion by the implementation of a less polluting source of fuel such as biomethane that can lead to a 27% reduction of CO₂ emissions.⁶ Biomethane is the main quality fuel from the biogas separation process by removing the CO₂ excess. According to Wang and co-workers, a methane oxidation catalyst (MOC) that uses d⁷ metal centers (*i.e.*, Ni(II), Pd(II), and Pt(II)), is an excellent alternative to improve the fuel combustion performance of heavy duty vehicles.⁷ Unfortunately, these catalysts are very sensitive to nucleophilic attacks resulting in a deactivated state (catalyst poisoning). Therefore, due to the high temperatures that are necessary for the operation of MOCs

and their reactivation and considering the small amounts of H₂S mixed in the bio-methane flow, H₂S is completely oxidized to SO₂ that can immediately react with the catalyst forming MSO_x species (catalyst poisoning). For example, Kinnunen and Auvinen demonstrated that MOCs show low tolerance to SO₂, impeding its reuse and fundamentally “killing” the catalyst over consecutive re-activations.⁸ Thus, it is fundamental for the MOCs to implement a cooperative operation of an auxiliary adsorbent material that shows high selectivity of SO₂/CH₄ and structural stability at high temperatures to avoid catalyst poisoning.

A relatively new class of highly crystalline-porous materials known as metal-organic frameworks (MOFs) has gained distinct attention for the capture of SO₂, with the prime condition to be chemically stable towards this corrosive gas.⁹ The capture of this harmful gas (SO₂) in MOFs has been demonstrated to be a complex task due to the formation of a strong and occasionally irreversible bond (*e.g.*, metal–sulfur bond) which can disrupt other coordination bonds between the metal centers and ligands, endorsing a structural collapse.¹⁰ However, selected chemically-stable MOFs to SO₂ have been presented by Schröder,¹¹ Navarro,¹² Eddaoudi,¹³ Janiak,¹⁴ Ibarra¹⁵ and others. In particular, the hydroxo-functionalized MFM-300(M) (MFM = Manchester Framework Material, M = Al³⁺, In³⁺, and Sc³⁺)¹⁶ family has been demonstrated to be chemically stable towards SO₂ with the particularity of using, for their construction, trivalent metal centers which allow the formation of stronger M-O bonds with carboxylate ligands compared to divalent ions.¹⁷ Therefore, herein we deliberately explored the SO₂ adsorption properties of another well-known trivalent metal-centered-based MOF, namely the DUT-4.¹⁸ This microporous Al(III) MOF is constructed with Al(III)-oxygen octahedra linked to a 2,6-naphthalene dicarboxylate (ndc) ligand. DUT-4 shows an orthorhombic crystalline structure with a channel-like porosity of 8 Å associated with a moderate BET area ($S_{\text{BET}} = 1308 \text{ m}^2 \cdot \text{g}^{-1}$). In

addition, DUT-4 possesses high thermal stability (up to 500 °C), making it suitable for high-temperature applications. Accordingly, this material has been successfully tested for sulfoxidation reactions,¹⁹ productions of solvent-free cyclic carbonates,²⁰ CO₂ adsorptions,²¹ siloxane adsorption for biogas purification,^{22,23} and hydrogen storage.²⁴ We revealed that DUT-4 shows promising SO₂ capture performance with adsorption capacity at 1 bar among the best MOFs with similar pore volume reported so far combined with a good cyclability, and easy adsorption reversibility. In addition, the high thermal stability and the robust structure of DUT-4 postulate it as a potential candidate for applicability in CH₄ purification even in the presence of traces of SO₂, due to the high affinity for SO₂ molecules. Thus, DUT-4 could also be considered as an interesting candidate as a matrix support for the MOC process. Molecular simulations were performed to shed light on the microscopic SO₂ adsorption mechanism and further predicted DUT-4 to be highly selective for the binary SO₂/CH₄ mixture that makes this MOF highly attractive for CH₄ cleaning.

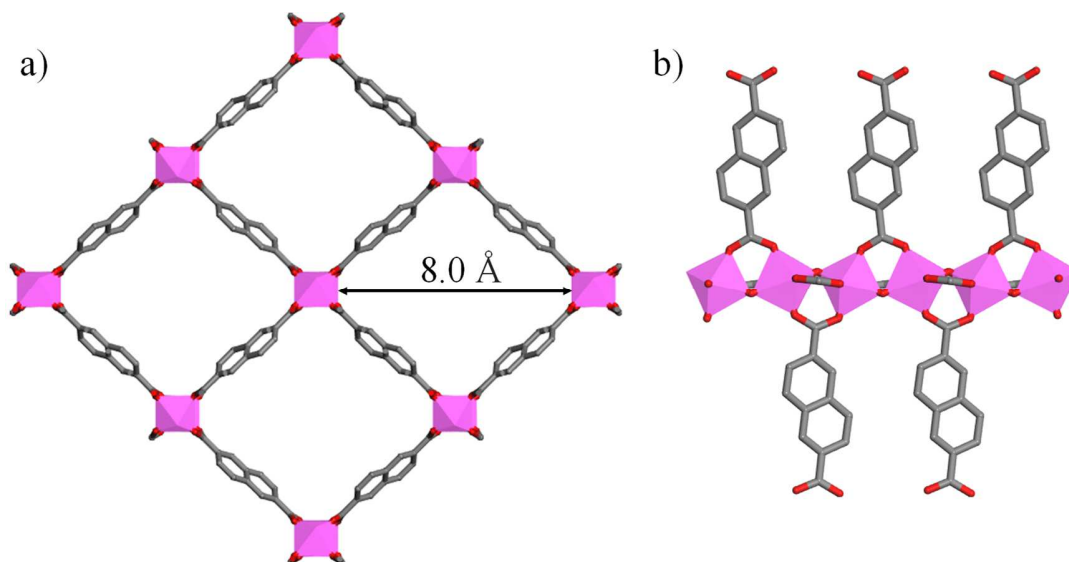


Figure 1. Structure of DUT-4 (a) along the channel *c*-axis and (b) metal cluster and linker arrangement along the *b*-axis. Atoms label: pink: $\text{AlO}_4(\mu\text{-OH})_2$ octahedra, grey: carbon and red: oxygen.

2. EXPERIMENTAL SECTION

2.2 Synthesis and characterization

The synthesis of DUT-4 was carried out as reported by Kaskel and co-workers.¹⁸ First, a solution of 2,6-naphthalene dicarboxylic acid, also known as H_2NDC linker (Sigma Aldrich, 95 %, 0.26 g) in *N,N*-dimethylformamide (Sigma Aldrich, DMF, 30 mL) was mixed with nonahydrate aluminum nitrate (Sigma Aldrich, 98 %, 0.52 g) in a Teflon Liner. Then, the liner was placed into an autoclave at 120 °C for 24 h. After that, the autoclave was opened at room temperature, and the product was washed with 20 mL of DMF and centrifuged for 2.5 min at 10 000 rpm three times. Finally, the product was dried for 4 h at 120 °C in an oven.

All reagents and solvents were used as received from commercial suppliers without further purification. FT-IR spectra were obtained in the range of 4000-500 cm^{-1} on a Bruker Tensor 27 spectrometer with a Golden Gate Single Reflection diamond ATR cell. Solid-state ^{27}Al MAS NMR spectra were recorded at room temperature on a Bruker Avance III HD NMR spectrometer (20 kHz, 0.27 μs length pulse, 1s delay, 2000 scans). Powder X-ray diffraction (PXRD) data were collected under ambient conditions on a Bruker AXD D8 Advance diffractometer operated at 160 W (40 kV, 40 mA) for $\text{Cu K}\alpha_1$ ($\lambda = 1.5406 \text{ \AA}$). Thermal gravimetric analysis (TGA) was performed under N_2 at a scan rate of 2 °C/min using a TA Instruments Q500HR analyzer. N_2 adsorption was carried out in a conventional volumetric technique using Micromeritics ASAP 2020. The surface area was calculated using the BET method based on adsorption data in the partial pressure (p/p_0) range of 0.01 to 0.04.

2.2 SO₂ and CH₄ Adsorption Experiments.

SO₂ isotherms were recorded at 298 K and up to 1 bar with the aid of a Dynamic Gravimetric Gas/Vapor Sorption Analyzer, DVS Vacuum (Surface Measurements Systems Ltd.) SO₂ was purchased from INFRA. CH₄ adsorption isotherms were recorded on a Micromeritics ASAP2020 at 298 K up and to 1 bar. CH₄ was purchased from PRAXAIR.

2.3 Computational studies

Initial atomic coordinates for DUT-4 were taken from a previously reported study¹⁸. The Lennard Jones (LJ) parameters for the organic and inorganic parts of DUT-4 were taken from DREIDING²⁵ force field and the UFF²⁶ force field respectively. The partial atomic charges for each framework atom of DUT-4 were extracted from periodic Density Functional Theory (DFT) calculations using the ESP²⁷ method as implemented in Dmol₃ and the PBE²⁸ functional and the DNP²⁹ basis set. The SO₂ molecule was represented by the microscopic model reported by Ketko *et al.*³⁰ This corresponds to a rigid model where both three charged LJ sites are centered in the atomic positions, with a S-O bond of 1.432 Å and a O-S-O bond angle of 119.3 °. The CH₄ was represented by the uncharged United atom UA TraPPE model.³¹ The DUT-4/SO₂ interactions were described using a 12-6 LJ potential and a coulombic contribution while the DUT-4/CH₄ interactions were described only with a 12-6 LJ potential. Using a general approach adopted in previous studies,³² the H atom from the μ-OH group and the Al atoms interact with SO₂ only via electrostatic interactions. LJ crossed parameters between the MOF material and the guest molecules were calculated with the Lorentz-Berthelot mixing rules. A cut off distance of 12 Å was used for the LJ contributions, while the long-range electrostatic interactions were handled with the Ewald summation technique.³³

3. RESULTS AND DISCUSSION

3.1 Synthesis and characterization of DUT-4

The PXRD pattern of the MOF sample is the same than the one assigned to DUT-4, according to the characteristic peaks at 6.95°, 13.91°, and 21.04° (Figure S1)¹⁸ The textural properties of DUT-4 were obtained from N₂ adsorption-desorption isotherms (Figure S2). The estimated BET area and pore volumes are 1348 m²·g⁻¹ and 1.71 cm³·g⁻¹, consistent with previously reported data for this solid.^{18,24} The coordination of the organic linker to the inorganic cluster was evidenced in the FT-IR spectra by the absorption band peak corresponding to the stretching vibration of the carbonyl groups (1690-1667 cm⁻¹, Figure S3). Asymmetric stretching vibrations of the carboxylate groups were recorded at 1614-1598 cm⁻¹. The bands related to the stretching vibrations of the aluminum atom with oxygen atoms were observed between 586-561 cm⁻¹. The ²⁷Al NMR spectra revealed a strong resonating signal at -7.0 ppm, which corresponds to six-fold coordinated aluminum sites (Figure S4).³⁴ To sum up, all reported characterization studies confirmed the successful synthesis of DUT-4.

3.2 SO₂ adsorption-desorption measurements

Prior to SO₂ assessments, a DUT-4 sample was degassed by an acetone-exchange (10 days) and heated up at 190° C under vacuum for 12 h to ensure the removal of the solvent synthesis (DMF) from the channels. Figure 2 depicts the SO₂ adsorption-desorption isotherms at 298 K and 1 bar for the activated MOF. The adsorption branch is a standard type-I characteristic of microporous solids. From 0 to 0.05 bar (Figure S5), the SO₂ adsorption capacity shows a discrete increment close to 2.4 mmol·g⁻¹. The SO₂ adsorption suddenly reaches 9.8 mmol·g⁻¹ in the 0.05-0.2 bar

pressure range. Finally, at 1 bar, the maximum adsorption capacity is $13.6 \text{ mmol}\cdot\text{g}^{-1}$. As expected, the maximum capacity of DUT-4 is substantially higher than its rigid and flexible analog MIL-53(Al)-TDC and MIL-53(Al)-BDC (8.9 and $10.8 \text{ mmol}\cdot\text{g}^{-1}$, respectively),¹⁵ and even it is higher to other representatives MOFs with higher surface areas (above $1550 \text{ m}^2\cdot\text{g}^{-1}$) such as MIL-601 ($12.3 \text{ mmol}\cdot\text{g}^{-1}$),³⁵ MFM-202 ($10.2 \text{ mmol}\cdot\text{g}^{-1}$),³⁶ among others (See Table S1). Further, the adsorption and desorption branches are very similar, the absence of a hysteresis suggesting a total reversible adsorption process. PXRD and FT-IR analysis show that DUT-4 remains unaltered after the SO_2 adsorption-desorption cycle (Figure S6 and S7). Furthermore, Figure 2 inset shows that the SO_2 adsorption isotherm for DUT-4 is well reproduced by the Grand Canonical Monte Carlo (GCMC) simulations (see ESI for computational details). This observation emphasizes that the optimal SO_2 adsorption performance is achieved for the activated DUT-4.

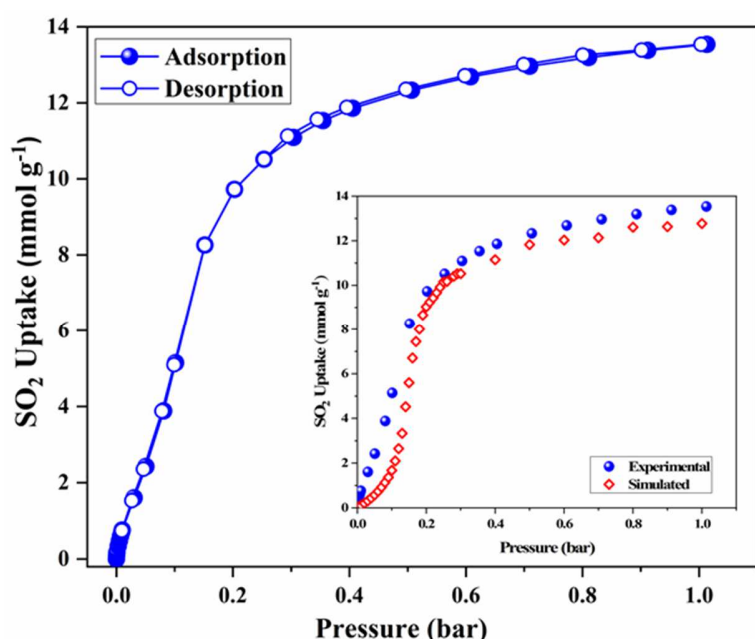


Figure 2. SO₂ capture at 298 K for DUT-4. Solid circles represent adsorption, and open circles show desorption. The inset shows the comparison between the experimental (filled blue circles) and GCMC simulated (open red diamond) SO₂ adsorption isotherms.

The simulated SO₂ adsorption enthalpy of $-31.3 \text{ kJ}\cdot\text{mol}^{-1}$ at low coverage is lower than the values we previously calculated for the MIL-53(Al)-TDC and MIL-53(Al)-BDC ($-41.0 \text{ kJ}\cdot\text{mol}^{-1}$ and $-50.6 \text{ kJ}\cdot\text{mol}^{-1}$ respectively)¹⁵ analogs. This trend is consistent with a less steep adsorption profile at low pressure for DUT-4 as compared to the other two solids.¹⁵ Further analysis revealed that at low loading, SO₂ can interact with both the μ -OH group and the organic linker of DUT-4, as illustrated by the GCMC snapshot reported in Figure 3a. This preferential geometry is associated with mean O(SO₂)-H(org) and O(SO₂)-H(μ -OH) distances of 2.9 Å and 2.7 Å respectively as reported in the Radial Distribution Function (RDF) plots for the corresponding pairs (Figure S10).

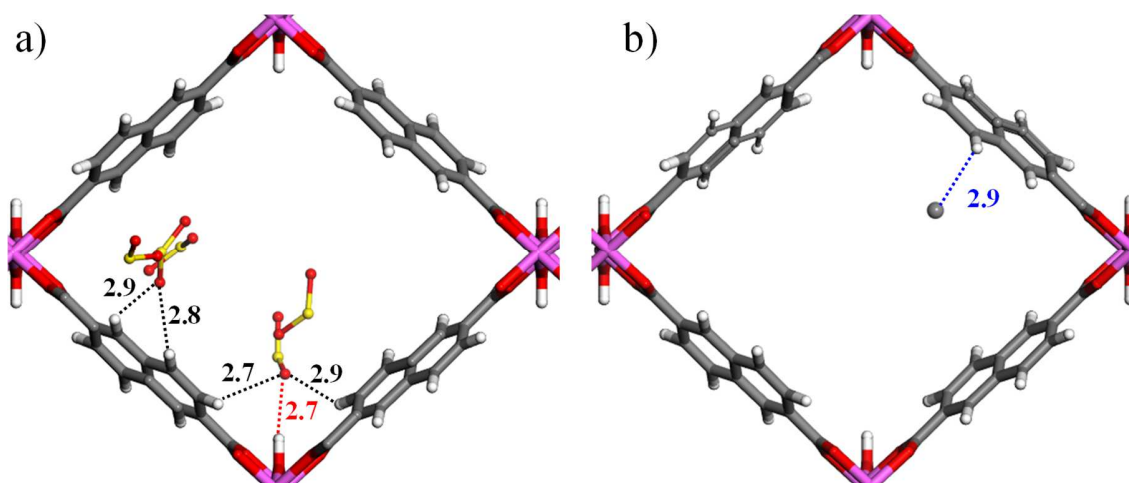


Figure 3. Illustration of the GCMC simulated (a) SO₂ and (b) CH₄ arrangements in the pores of DUT-4 in the case of the single component adsorption at very low loading. Color code: (Al,

pink; O, red; S, yellow; C, grey; H, white). The distances are reported in Å, $O_{SO_2}-H_{\mu-OH}$ (red), $O_{SO_2}-H_{org}$ (black) and $C_{CH_4}-H_{org}$ (blue).

The structural stability of the DUT-4 was evaluated under more realistic conditions (60% relative humidity, See SI).¹⁰ An activated sample (*vide supra*) was exposed to wet SO_2 in a homemade system for 24 h. The resulting PXRD pattern confirmed the retention of crystallinity after exposure to this condition, and FT-IR did not detect any local structural change for the MOF material (Figure S6 and S7). Further, to evaluate the SO_2 adsorption-desorption continuing performance, fifty SO_2 adsorption-desorption cycles were recorded from 0 to 1 bar under dry conditions (Figure 4). Remarkably after 50 cycles, the maximum SO_2 adsorption capacity decreases only by 5%.

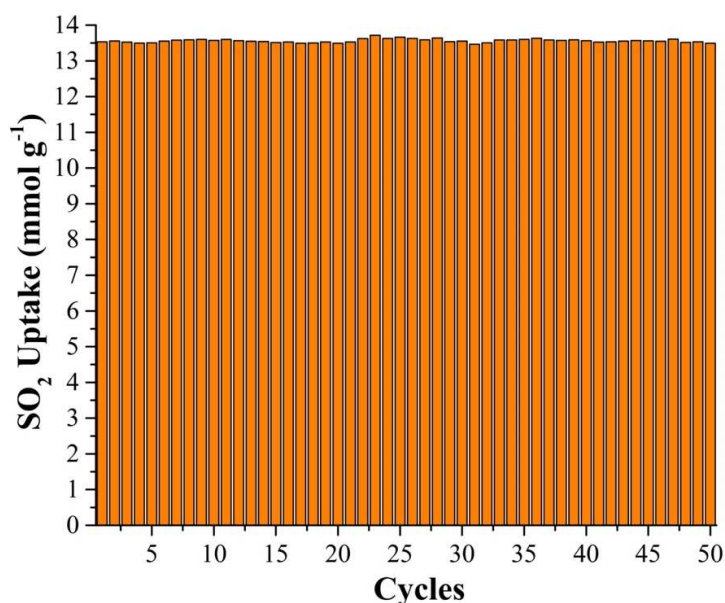


Figure 4. Adsorption–desorption cycles for SO_2 in dry conditions in DUT-4 at 1 bar and 298 K.

As a further stage, GCMC simulations were employed to explore the adsorption of CH_4 first as a single component in DUT-4. Figure 5a shows that the simulated adsorbed amount of CH_4 is

much lower compared to SO₂ in good agreement with the experimental adsorption isotherm also collected for CH₄. The calculated adsorption enthalpy of -12.4 kJ·mol⁻¹ is also lower in line with only weak van der Waals CH₄/DUT-4 interactions with the adsorbate being in the vicinity of the organic linker (see Figure 3b) with a mean C(CH₄)-H(org) distance of 2.9 Å as defined by corresponding RDF plot (Figure S10). This single component adsorption behavior encouraged us to computationally assess the separation performance of DUT-4 for a model binary SO₂/CH₄ molar 1:99 mixture composition. The resulting simulated co-adsorption isotherms reported in Figure 5b confirmed a much higher affinity of DUT-4 for SO₂ vs CH₄, the amount adsorbed of SO₂ being similar to that obtained as a single component (Figure 5a). Remarkably, these calculations predict an almost full exclusion of CH₄ over SO₂ that makes this material highly attractive for cleaning CH₄.

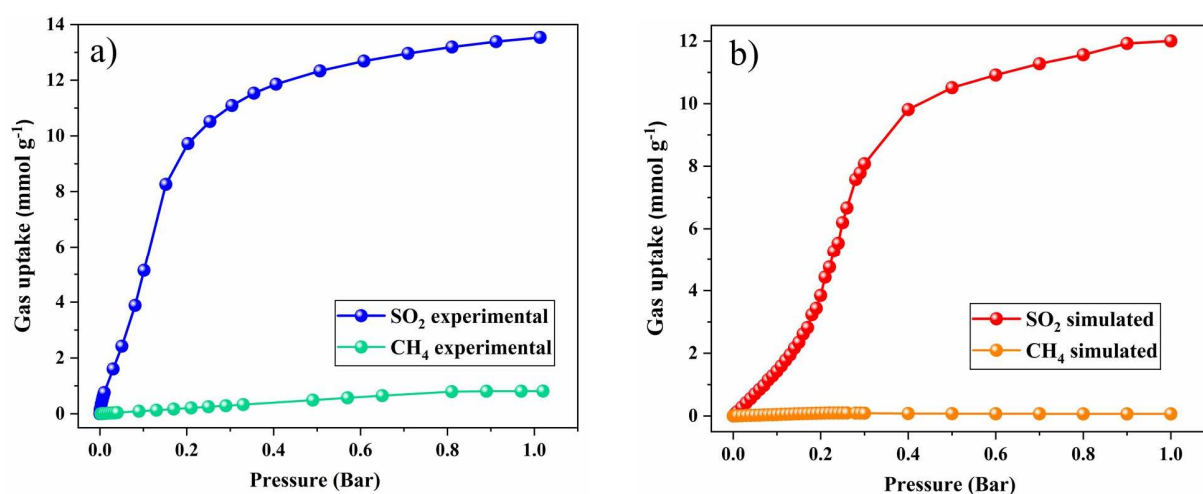


Figure 5. (a) Experimental-simulated single component adsorption isotherms for SO₂ and CH₄ at 298 K and up to 1 bar. (b). Simulated co-adsorption SO₂/CH₄ isotherms with a molar gas composition of 1:99 respectively. In a. filled blue and green circles = SO₂ and CH₄ experimental

single isotherms, respectively and filled red and orange circles = SO₂ and CH₄ simulated isotherms with a molar gas composition of 1:99 respectively.

To support this prediction, we further qualitatively assess the separation ability of DUT-4 using a simple model that consists of evaluating the α^{37} factor as a ratio of the gas uptake of SO₂ and CH₄ as single components (see SI). We found that the α factor is 67.2 and 49.5 at 0.05 and 0.2 bar respectively. Indeed, this experimental finding confirms that DUT-4 can be considered as a promising adsorbent for the selective capture of SO₂ from methane thus offering an opportunity to circumvent the poisoning issue of the methane oxidation catalyst mentioned above.

4. CONCLUSIONS

In summary, DUT-4 exhibits a high SO₂ adsorption capacity at 298 K and 1 bar, very good chemical stability towards dry SO₂, and a high SO₂ cyclability (up to 50 cycles). Furthermore, this Al(III)-MOF was shown to exhibit a remarkable affinity for SO₂ over CH₄ in the whole pressure range (1 bar). This performance was corroborated by computational studies showing that the μ -OH is the preferential SO₂ adsorption site at low pressure. These findings postulate DUT-4 as a promising adsorbent to clean CH₄.

ASSOCIATED CONTENT

Supporting Information. PXRD data, FTIR data, adsorption data, molecular simulation details.

This material is available free of charge via the Internet at <http://pubs.acs.org>.

AUTHOR INFORMATION

Corresponding Author

*E-mail: nancy.davilagz@uanl.edu.mx

*E-mail: argel@unam.mx

*Email: guillaume.maurin1@umontpellier.fr.

ACKNOWLEDGMENTS

The authors thank PAPIIT UNAM Mexico (IN202820) for financial support. A.L.-O. acknowledges a Ph.D. CONACyT grant (733072; 766200). The computational work was performed using HPC resources from GENCI-CINES (Grant A0100907613). Thanks to U. Winnberg (Pharma View Consulting) for scientific discussions. Thanks to G. Ibarra-Winnberg for conceptualizing this contribution.

REFERENCES

- (1) Anderson K, Bows A. Beyond “dangerous” climate change: Emission scenarios for a new world. *Philos Trans R Soc A Math Phys Eng Sci* 2011;369:20–44.
- (2) Roca Villanueva B, Beltrán Salvador M, Gómez Huelgas R. Change climate and health. *Rev Clínica Española (English Ed)* 2019;219:260–5).
- (3) U. S. Environmental Protection Agency, Inventory of U.S. Greenhouse Gas Emissions and Sinks, 2018, <https://www.epa.gov/ghgemissions/inventory-us-greenhouse-gas-emissionsand-sinks>.

- (4) Nevzorova T, Kutcherov V. Barriers to the wider implementation of biogas as a source of energy: A state-of-the-art review. *Energy Strateg Rev* 2019;26:100414.
- (5) Li Y, Alaimo CP, Kim M, Kado NY, Peppers J, Xue J, et al. Composition and Toxicity of Biogas Produced from Different Feedstocks in California. *Environ Sci Technol* 2019.
- (6) European Environment Agency n.d. <https://www.eea.europa.eu/themes/transport/heavy-duty-vehicles> (accessed February 2, 2022)
- (7) Jiang D, Khivantsev K, Wang Y. Low-Temperature Methane Oxidation for Efficient Emission Control in Natural Gas Vehicles: Pd and beyond. *ACS Catal* 2020;10:14304–14. .
- (8) Auvinen P, Nevalainen P, Suvanto M, Oliva F, Llamas X, Barciela B, et al. A detailed study on regeneration of SO₂ poisoned exhaust gas after-treatment catalysts: In pursuance of high durability and low methane, NH₃ and N₂O emissions of heavy-duty vehicles. *Fuel* 2021;291:120223.
- (9) Martínez-Ahumada E, López-Olvera A, Jancik V, E. Sánchez-Bautista J, González-Zamora E, Martis V, et al. MOF Materials for the Capture of Highly Toxic H₂S and SO₂. *Organometallics* 2020;39:883–915.
- (10) Martínez-Ahumada E, Díaz-Ramírez ML, Velásquez-Hernández M de J, Jancik V, Ibarra IA. Capture of toxic gases in MOFs: SO₂, H₂S, NH₃ and NO_x . *Chem Sci* 2021;12:6772–99.

- (11) Carter JH, Morris CG, Godfrey HGW, Day SJ, Potter J, Thompson SP, et al. Long-Term Stability of MFM-300(Al) toward Toxic Air Pollutants. *ACS Appl Mater Interfaces* 2020;12:42949–54.
- (12) Rodríguez-Albelo LM, López-Maya E, Hamad S, Ruiz-Salvador AR, Calero S, Navarro JAR. Selective sulfur dioxide adsorption on crystal defect sites on an isoreticular metal organic framework series. *Nat Commun* 2017;8.
- (13) Tchalala MR, Bhatt PM, Chappanda KN, Tavares SR, Adil K, Belmabkhout Y, et al. Fluorinated MOF platform for selective removal and sensing of SO₂ from flue gas and air. *Nat Commun* 2019;10:1–10.
- (14) Xing S, Liang J, Brandt P, Schäfer F, Nuhnen A, Heinen T, et al. Capture and Separation of SO₂ Traces in Metal–Organic Frameworks via Pre-Synthetic Pore Environment Tailoring by Methyl Groups. *Angew Chemie - Int Ed* 2021;60:17998–8005.
- (15) López-Olvera A, Zárate JA, Martínez-Ahumada E, Fan D, Díaz-Ramírez ML, Sáenz-Cavazos PA, et al. SO₂ Capture by Two Aluminum-Based MOFs: Rigid-like MIL-53(Al)-TDC Breathing MIL-53(Al)-BDC. *ACS Appl Mater Interfaces* n.d.;13:39363–70.
- (16) Han X, Lu W, Chen Y, Da Silva I, Li J, Lin L, et al. High Ammonia Adsorption in MFM-300 Materials: Dynamics and Charge Transfer in Host-Guest Binding. *J Am Chem Soc* 2021;300.
- (17) Feng L, Wang KY, Day GS, Ryder MR, Zhou HC. Destruction of Metal-Organic Frameworks: Positive and Negative Aspects of Stability and Lability. *Chem Rev* 2020;120:13087–133.

- (18) Senkovska I, Hoffmann F, Fröba M, Getzschmann J, Böhlmann W, Kaskel S. New highly porous aluminium based metal-organic frameworks: Al(OH)(ndc) (ndc = 2,6-naphthalene dicarboxylate) and Al(OH)(bpdc) (bpdc = 4,4'-biphenyl dicarboxylate). *Microporous Mesoporous Mater* 2009;122:93–8.
- (19) Vinu M, Lin WC, Raja DS, Han JL, Lin CH. Microwave-assisted synthesis of nanoporous aluminum-based coordination polymers as catalysts for selective sulfoxidation reaction. *Polymers (Basel)* 2017;9.
- (20) Kurisingal JF, Li Y, Sagynbayeva Y, Chitumalla RK, Vuppala S, Rachuri Y, et al. Porous aluminum-based DUT metal-organic frameworks for the transformation of CO₂ into cyclic carbonates: A computationally supported study. *Catal Today* 2020;352:227–36.
- (21) Wang GB, Leus K, Hendrickx K, Wieme J, Depauw H, Liu YY, et al. A series of sulfonic acid functionalized mixed-linker DUT-4 analogues: Synthesis, gas sorption properties and catalytic performance. *Dalt Trans* 2017;46:14356–64.
- (22) Mito-Oka Y, Horike S, Nishitani Y, Masumori T, Inukai M, Hijikata Y, et al. Siloxane D₄ capture by hydrophobic microporous materials. *J Mater Chem A* 2013;1:7885–8.
- (23) Pioquinto-García S, Rosas JM, Loredano-Cancino M, Giraudet S, Soto-Regalado E, Rivas-García P, et al. Environmental assessment of metal-organic framework DUT-4 synthesis and its application for siloxane removal. *J Environ Chem Eng* 2021;9.
- (24) Qian X, Zhang R, Chen L, Lei Y, Xu A. Surface Hydrophobic Treatment of Water-Sensitive DUT-4 Metal-Organic Framework to Enhance Water Stability for Hydrogen Storage. *ACS Sustain Chem Eng* 2019;7:16007–12.

- (25) L. Mayo S, D. Olafson B, A. Goddard W. DREIDING: a generic force field for molecular simulations. *J Phys Chem* 2002;94:8897–909.
- (26) K. Rappe A, J. Casewit C, S. Colwell K, A. Goddard W, M. Skiff W. UFF, a full periodic table force field for molecular mechanics and molecular dynamics simulations. *J Am Chem Soc* 2002;114:10024–35.
- (27) Hamad S, Balestra SRG, Bueno-Perez R, Calero S, Ruiz-Salvador AR. Atomic charges for modeling metal-organic frameworks: Why and how. *J Solid State Chem* 2015;223:144–51.
- (28) Perdew JP, Burke K, Ernzerhof M. Generalized gradient approximation made simple. *Phys Rev Lett* 1996;77:3865–8.
- (29) Hehre WJ, Ditchfield R, Pople JA. Self — Consistent Molecular Orbital Methods . XII . Further Extensions of Gaussian — Type Basis Sets for Use in Molecular Orbital Studies of Organic Molecules Published by the AIP Publishing Articles you may be interested in Selfconsistent molecular orbit 1977;2257.
- (30) H. Ketko M, Kamath G, J. Potoff J. Development of an Optimized Intermolecular Potential for Sulfur Dioxide. *J Phys Chem B* 2011;115:4949–54.
- (31) Jo S, Kim T, Iyer VG, Im W. CHARMM-GUI: A web-based graphical user interface for CHARMM. *J Comput Chem* 2008;29:1859–65.

- (32) Zárata JA, Sánchez-González E, Williams DR, González-Zamora E, Martis V, Martínez A, et al. High and energy-efficient reversible SO₂ uptake by a robust Sc(III)-based MOF. *J Mater Chem A* 2019;7:15580–4.
- (33) Osychenko ON, Astrakharchik GE, Boronat J. *Molecular Physics An International Journal at the Interface Between Chemistry and Physics* Ewald method for polytropic potentials in arbitrary dimensionality Ewald method for polytropic potentials in arbitrary dimensionality. *Mol Phys* 2012;110:227–47.
- (34) Rosales-Sosa GA, Masuno A, Higo Y, Inoue H, Yanaba Y, Mizoguchi T, et al. High Elastic Moduli of a 54Al₂O₃-46Ta₂O₅ Glass Fabricated via Containerless Processing. *Sci Rep* 2015;5:1–8.
- (35) Carter JH, Han X, Moreau FY, Da Silva I, Nevin A, Godfrey HGW, et al. Exceptional Adsorption and Binding of Sulfur Dioxide in a Robust Zirconium-Based Metal-Organic Framework. *J Am Chem Soc* 2018;140:15564–7.
- (36) Yang S, Liu L, Sun J, Thomas KM, Davies AJ, George MW, et al. Irreversible network transformation in a dynamic porous host catalyzed by sulfur dioxide. *J Am Chem Soc* 2013;135:4954–7.
- (37) Sumida K, Rogow DL, Mason JA, McDonald TM, Bloch ED, Herm ZR, et al. Carbon dioxide capture in metal-organic frameworks. *Chem Rev* 2012;112:724–81.