



## European guideline and expert statements on the management of narcolepsy in adults and children

Claudio Bassetti, Ulf Kallweit, Luca Vignatelli, Giuseppe Plazzi, Michel Lecendreux, Elisa Baldin, Leja Dolenc-Groselj, Poul Jennum, Ramin Khatami, Mauro Manconi, et al.

### ► To cite this version:

Claudio Bassetti, Ulf Kallweit, Luca Vignatelli, Giuseppe Plazzi, Michel Lecendreux, et al.. European guideline and expert statements on the management of narcolepsy in adults and children. *Journal of Sleep Research*, 2021, 30 (6), pp.e13387. 10.1111/jsr.13387. hal-03649436

**HAL Id: hal-03649436**

**<https://hal.umontpellier.fr/hal-03649436>**

Submitted on 22 Apr 2022

**HAL** is a multi-disciplinary open access archive for the deposit and dissemination of scientific research documents, whether they are published or not. The documents may come from teaching and research institutions in France or abroad, or from public or private research centers.




L'archive ouverte pluridisciplinaire **HAL**, est destinée au dépôt et à la diffusion de documents scientifiques de niveau recherche, publiés ou non, émanant des établissements d'enseignement et de recherche français ou étrangers, des laboratoires publics ou privés.



Distributed under a Creative Commons Attribution - NonCommercial - NoDerivatives 4.0 International License

## GUIDELINES

# European guideline and expert statements on the management of narcolepsy in adults and children

Claudio L. A. Bassetti<sup>1</sup>  | Ulf Kallweit<sup>2</sup>  | Luca Vignatelli<sup>3</sup>  | Giuseppe Plazzi<sup>3,4</sup>  | Michel Lecendreux<sup>5,6</sup>  | Elisa Baldin<sup>3</sup>  | Leja Dolenc-Groselj<sup>7,8</sup>  | Poul Jennum<sup>9</sup> | Ramin Khatami<sup>1,10</sup>  | Mauro Manconi<sup>1,11</sup>  | Geert Mayer<sup>12,13</sup> | Markku Partinen<sup>14</sup>  | Thomas Pollmächer<sup>15</sup> | Paul Reading<sup>16</sup> | Joan Santamaria<sup>17</sup>  | Karel Sonka<sup>18</sup>  | Yves Dauvilliers<sup>19</sup>  | Gert J. Lammers<sup>20,21</sup> 

<sup>1</sup>Department of Neurology, Inselspital, Bern University Hospital and University of Bern, Bern, Switzerland

<sup>2</sup>Center for Narcolepsy/Hypersomnias, Clin. Sleep and Neuroimmunology, Institute of Immunology, University Witten/Herdecke, Witten, Germany

<sup>3</sup>IRCCS, Istituto delle Scienze Neurologiche di Bologna, UOC Clinica Neurologica, Bologna, Italy

<sup>4</sup>Department of Biomedical, Metabolic and Neural Sciences, University of Modena and Reggio Emilia, Modena, Italy

<sup>5</sup>AP-HP, Pediatric Sleep Center, CHU Robert-Debré, Paris, France

<sup>6</sup>National Reference Centre for Orphan Diseases, Narcolepsy, Idiopathic Hypersomnia and Kleine-Levin Syndrome (CNR narcolepsie-hypersomnie), Paris, France

<sup>7</sup>Institute of Clinical Neurophysiology, University Medical Centre Ljubljana, Ljubljana, Slovenia

<sup>8</sup>Department of Neurology, Faculty of Medicine, University of Ljubljana, Ljubljana, Slovenia

<sup>9</sup>Danish Center for Sleep Medicine, Department of Clinical Neurophysiology, Faculty of Health Sciences, Rigshospitalet, University of Copenhagen, Copenhagen, Denmark

<sup>10</sup>Center of Sleep Medicine, Sleep Research and Epileptology, Clinic Barmelweid, Barmelweid, Switzerland

<sup>11</sup>Sleep Center, Faculty of Biomedical Sciences, Neurocenter of Southern Switzerland, Università della Svizzera Italiana, Lugano, Switzerland

<sup>12</sup>Neurology Department, Hephata Klinik, Schwalmstadt, Germany

<sup>13</sup>Department of Neurology, Philipps-Universität Marburg, Marburg, Germany

<sup>14</sup>Department of Clinical Neurosciences, Clinicum, Helsinki Sleep Clinic, Vitalmed Research Center, Terveystalo Biobank and Clinical Research, University of Helsinki, Helsinki, Finland

<sup>15</sup>Center for Mental Health, Klinikum Ingolstadt, Ingolstadt, Germany

<sup>16</sup>Department of Neurology, James Cook University Hospital, Middlesbrough, UK

<sup>17</sup>Neurology Service, Hospital Clínic of Barcelona, Barcelona, Spain

<sup>18</sup>Department of Neurology and Center of Clinical Neuroscience, First Faculty of Medicine, Charles University and General University Hospital, Prague, Czech Republic

<sup>19</sup>National Reference Centre for Orphan Diseases, Narcolepsy, Idiopathic Hypersomnia, Sleep Unit, Department of Neurology, Gui-de-Chauliac Hospital, CHU Montpellier, University of Montpellier, INM INSERM, Montpellier, France

<sup>20</sup>Sleep Wake Centre SEIN, Heemstede, The Netherlands

<sup>21</sup>Department of Neurology, Leiden University Medical Centre, Leiden, The Netherlands

Bassetti and Kallweit shared first authorship. Dauvilliers and Lammers shared last authorship. Bassetti, Kallweit, Dauvilliers and Lammers contributed equally.

A joint European guideline from the European Academy of Neurology, the European Sleep Research Society and the European Narcolepsy Network.

This article is co-published by the *European Journal of Neurology* and the *Journal of Sleep Research*.

[Correction added on 12 July 2021, after first online publication: The copyright line was changed.]

This is an open access article under the terms of the Creative Commons Attribution-NonCommercial-NoDerivs License, which permits use and distribution in any medium, provided the original work is properly cited, the use is non-commercial and no modifications or adaptations are made.

© 2021 The Authors. *Journal of Sleep Research* published by John Wiley & Sons Ltd on behalf of European Academy of Neurology and European Sleep Research Society

**Correspondence**

Claudio L.A. Bassetti, Department of Neurology, Inselspital, Bern University Hospital and University of Bern, Bern, Switzerland.

Ulf Kallweit, Center for Narcolepsy, Clin. Sleep and Neuroimmunology, Institute of Immunology, University Witten/Herdecke, Witten, Germany.

Email: claudio.bassetti@insel.ch (CLAB); ulf.kallweit@uni-wh.de (UK)

**Funding information**

European Academy of Neurology (EAN), European Sleep Research Society (ESRS), European Narcolepsy Network (EU-NN).

**Summary**

**Background and purpose:** Narcolepsy is an uncommon hypothalamic disorder of presumed autoimmune origin that usually requires lifelong treatment. This paper aims to provide evidence-based guidelines for the management of narcolepsy in both adults and children.

**Methods:** The European Academy of Neurology (EAN), European Sleep Research Society (ESRS), and European Narcolepsy Network (EU-NN) nominated a task force of 18 narcolepsy specialists. According to the EAN recommendations, 10 relevant clinical questions were formulated in PICO format. Following a systematic review of the literature (performed in Fall 2018 and updated in July 2020) recommendations were developed according to the GRADE approach.

**Results:** A total of 10,247 references were evaluated, 308 studies were assessed and 155 finally included. The main recommendations can be summarized as follows: (i) excessive daytime sleepiness (EDS) in adults—scheduled naps, modafinil, pitolisant, sodium oxybate (SXB), solriamfetol (all strong); methylphenidate, amphetamine derivatives (both weak); (ii) cataplexy in adults—SXB, venlafaxine, clomipramine (all strong) and pitolisant (weak); (iii) EDS in children—scheduled naps, SXB (both strong), modafinil, methylphenidate, pitolisant, amphetamine derivatives (all weak); (iv) cataplexy in children—SXB (strong), antidepressants (weak). Treatment choices should be tailored to each patient's symptoms, comorbidities, tolerance and risk of potential drug interactions.

**Conclusion:** The management of narcolepsy involves non-pharmacological and pharmacological approaches with an increasing number of symptomatic treatment options for adults and children that have been studied in some detail.

**KEYWORDS**

cataplexy, European, guideline, management, narcolepsy

## 1 | INTRODUCTION: BACKGROUND AND SCOPE

### 1.1 | Clinical need for a guideline

Narcolepsy is a disabling hypothalamic disorder that presents with a variety of sleep-wake and other symptoms. Excessive daytime sleepiness (EDS) is usually the most troublesome feature although significantly fragmented and disturbed nighttime sleep (DNS) is common with phenomena including sleep paralysis and hallucinatory experiences around sleep-wake transitions (hypnagogic and hypnopompic hallucinations [Bassetti et al., 2019; Yoss & Daly, 1957]). Whereas narcolepsy with typical cataplexy (type 1 narcolepsy, NT1) is considered a distinct entity, associated with hypocretin deficiency, narcolepsy without cataplexy (type 2 narcolepsy, NT2) is less clearly defined and when diagnosed following the current diagnostic criteria a heterogeneous disorder (Bassetti et al., 2019).

Although the precise etiology of narcolepsy is unknown, most evidence suggests it is usually a sporadic acquired immune-mediated condition that develops in people who are genetically predisposed (Latorre et al., 2018; Liblau et al., 2015; Partinen et al., 2014; Yoss & Daly, 1957).

Worldwide prevalence estimates suggest that approximately 25–50 persons out of 100,000 are affected (Oyahon et al., 2002; Partinen & Kronholm, 2017). Some recent studies indicate, that narcolepsy may be less frequent (Tió et al., 2018). Narcolepsy potentially affects every aspect of daily life with considerable personal, social and economic consequences. As a result, quality of life measures of both patients and their families are significantly reduced (Dodel et al., 2007; Jennum et al., 2012). Current treatments include non-pharmacological and pharmacological approaches (Bassetti et al., 2019; Dauvilliers et al., 2017; Kallweit & Bassetti, 2017).

Treatment guidelines for narcolepsy were first published in Europe in 2006 (Billiard, Bassetti et al., 2006) and in the USA in 2007 (Morgenthaler et al., 2007). Criteria for diagnosing narcolepsy into types 1 and 2 (NT1 and NT2) were revised in 2014 by the American Academy of Sleep Medicine. A recent paper addressed the limitations of the current International Classification of Sleep Disorders 3 (ICSD-3) diagnostic criteria and made suggestions for future improvements (Lammers et al., 2020).

Since 2006, there has been considerable developments in our understanding of both the etiopathology and clinical characteristics in narcolepsy. Furthermore, several new drugs have become available. This has prompted the European Academy of Neurology (EAN),

European Sleep Research Society (ESRS) and European Narcolepsy Network (EU-NN) to join forces to provide up-to-date, evidence-based recommendations for narcolepsy treatments. Patient representatives have been included in the task force, expanding its perspective.

## 1.2 | Scope

This guideline focuses on people of any age with a specific diagnosis of narcolepsy (NT1 and NT2). It does not address disorders in the narcoleptic 'borderland' such as idiopathic hypersomnia or any other condition causing EDS. Symptomatic treatments of EDS, cataplexy, and the predominantly nocturnal symptoms of narcolepsy (DNS, sleep paralysis, sleep-related hallucinations) are assessed, including first-line, second-line and combination therapies. It also evaluates pharmacological treatments that are potentially disease modifying as well as therapies for a variety of comorbid conditions. The latter include psychiatric symptoms and fatigue (Droogeleever Fortuyn et al., 2012), obesity, sleep-disordered breathing, rapid eye movement sleep behavior disorder (RBD), restless legs syndrome and periodic limb movements (RLS/PLMS). Where appropriate, evaluations for adults and children are described separately. For some clinical situations, expert statements are included. Patients' view on the management of narcolepsy is also included in a special section.

## 2 | METHODS

The EAN, the ESRS and the EU-NN nominated 18 experts in narcolepsy from 11 European countries to form a task force. Four patient representatives were elected by a patient assembly during the European Narcolepsy Day 2018 and were subsequently added the task force to provide an opinion statement around key areas of clinical management and research outcomes. Within the task force, 10 working sub-groups were appointed, each consisting of two experts responsible for one clinical question.

This guideline was developed in accordance with the recommendations of the GRADE Working Group (<https://www.grade-workinggroup.org/>) and in line with the 2015 practical recommendations for the process of proposing, planning and writing a neurological management guideline by EAN task forces (Leone et al., 2015). For the procedures in detail, see the Supplement Appendix S1 online.

Following preparatory talks in 2016, the task force was established after a signed agreement between the three societies in 2017. The guideline production was finalized in September 2020.

### 2.1 | Guideline questions

As an initial step, key questions and potential outcomes essential for the clinical management of patients with narcolepsy were identified. An explicit list of outcomes for each question was proposed by the

co-chairs and circulated to the rest of the task force working group, prior to rating their relative importance for clinical decision-making. Outcome prioritization was undertaken using a 9-point Likert scale and grouped into three categories (1–3, outcome of low importance; 4–6, outcome important but not critical for decision making and 7–9, outcome critical for decision making). Only outcomes graded as critical or important according to expert opinion were subsequently analysed. Finally, 10 key questions were formulated and organized into five sections (see below). The Patients–Intervention–Comparator–Outcome (PICO) framework was then used to formulate sub-questions, integral to the search strategies and draft recommendations. For the exact wording of the PICO questions and additional information, please see the Supporting Information Appendix S1 and also see below.

#### 2.1.1 | PICO classified into groups and as individual questions

##### *Group/Topic*

1. Are there disease-modifying pharmacological treatments for narcolepsy that can restore hypocretin transmission or reverse the disease process?
2. Can non-pharmacological treatments improve symptoms of narcolepsy?
3. Can pharmacological treatments improve the symptoms of narcolepsy in adults?
4. Can any non-pharmacological or pharmacological treatments improve comorbidities and/or quality of life measures in patients with narcolepsy?
5. Can pharmacological treatments improve the symptoms of narcolepsy in children?

### 2.2 | Search strategy

Published studies were identified from the National Library of Medicine's MEDLINE database, Elsevier's Embase database and the Cochrane Central Register of Controlled Trials by means of specific search strategies using a combination of exploded terms and free text, focusing on narcolepsy and treatments for narcolepsy. The strategy used for MEDLINE was translated to other databases. No language or date of publication restrictions was applied. Rarely, if studies had distinguished between the differing types of narcolepsy, notably NT1 and NT2, this is mentioned in the text. The literature search was performed between July and October 2018 and finally updated in July 2020. For pharmacological treatments, another update was performed in October 2020.

### 2.3 | Data synthesis

A descriptive summary of the included studies with details of study design, number and characteristics of enrolled patients,

intervention(s) and comparator(s), outcome measures and results was first provided in tables and then presented in Summary of Findings tables by individual outcome and intervention.

## 2.4 | Grading the quality of the evidence and developing recommendations

The guideline was developed following the GRADE approach. Overall quality of evidence for each outcome was assessed by the methodology sub-group (EB, LV). For further details, please see the Method chapters found in the Supporting Information Appendix S1 online.

## 3 | RESULTS

A total of 10,241 references were evaluated for possible inclusion. Full texts of 308 studies were assessed with 155 meeting the inclusion criteria. A descriptive summary of the whole process and findings is provided in the Supporting Information Appendix S1. Results of the literature search and overall quality of evidence for individual PICO are also provided in the Supporting Information Appendix S1. References indicated with an asterisk (\*) refer to the Supporting Information.

### 3.1 | Search questions

#### 3.1.1 | Group 1 Question(s)—Disease modification

##### PICO 1

What is the clinical evidence for the efficacy of disease-modifying treatments for the remission or improvement of narcolepsy?

##### Introduction

Preventing total hypocretin neuron loss by an immunomodulatory treatment close to disease onset or in highly selected patients or hypocretin replacement therapy (hypocretin, hypocretin analogues, hypocretin receptor agonists) may be considered as potential treatment strategy.

*Recommendations – Among the disease modifying treatments evaluated none is recommended.*

See Table S1.

##### Future directions/outlook

Specific monoclonal antibody therapies might represent a therapeutic option in the future to prevent or slow hypocretin neuron loss. The potential for severe side effects of such immune-modulatory treatments and uncertainties when to start therapy will require well-designed studies in carefully selected narcolepsy populations.

Selective hypocretin receptor agonists are a promising new class of drugs. Recently pilot trials on the hypocretin receptor agonist TAK-994 (animal data) and TAK-925 (adults with NT1) indicated a significant improvement of EDS (with normalization of the maintenance

of wakefulness test in few cases of NT1) and cataplexy (in animals) (Yukitake et al., 2019).

#### 3.1.2 | Group 2 Question(s) – Non-pharmacological management

##### PICO 2

What is the clinical evidence of non-pharmacological treatments in the management of narcolepsy?

##### Introduction

Non-pharmacological management of symptom control in narcolepsy should always be considered first. Non-pharmacological approaches increase patient involvement and enhance self-empowerment. Factors such as age, gender, profession, specific life situations and comorbidities will influence the potential for using non-pharmacological strategies. In some situations where medication is considered inappropriate such as pregnancy or potentially in early childhood, non-pharmacological management approaches are mandatory.

*Recommendations – We recommend planned daytime naps to improve immediate subjective and objective sleepiness both in drug naïve narcolepsy patients and in those taking stimulant medication, at any age.*

See Table S2.

Although available evidence on non-pharmacological treatment other than scheduled napping is low, the concept of such approaches is strongly supported as they promote better acceptance of the disease and compliance. Informed scientific knowledge of narcolepsy in any patient group is mandatory, including disease mechanisms and treatment options. Attempts to implement a fixed schedule for nocturnal sleep and daytime activities with short scheduled naps during the day are considered important. A general healthy lifestyle including regular physical activity and weight control are also considered important and might be expected to result not only in an improvement of symptom control but also enhanced patient-empowerment. For many patients, joining a patients' organization turns out to be of great help as a source of information, exchange and support.

##### Future directions/outlook

Non-pharmacological treatment is considered important and forms an initial foundation for managing narcolepsy. Patients often have a special interest in non-pharmacological approaches (see below) although available scientific evidence for efficacy is very limited. Studies evaluating the potentially positive impact of special diet, light therapy or exercise programs are needed.

#### 3.1.3 | Group 3 Question(s)—Symptomatic pharmacological treatments in adults

General comment: The overall goal of most symptomatic treatments should focus on improving the sleep-wake cycle of narcoleptic patients with particular attention on daytime performance.

Improving EDS and reducing cataplexy are typically most important. Treatment goals and choice of treatments should take into consideration an individual's pattern of symptoms, preferences and existing co-morbidities.

### PICO 3

What is the clinical evidence for the efficacy of pharmacological treatment of EDS and associated features? Is there a difference in efficacy between different wake-promoting drugs? What is the benefit-to-risk ratio of treatments?

#### Introduction

Excessive daytime sleepiness is usually the most prominent disabling symptom in patients with narcolepsy (Bassetti et al., 2019). EDS can present with different phenotypes including sleep attacks, involuntary napping, automatic behaviors, an excessive need for sleep (hypersomnia sensu strictu), difficulty sustaining attention, and cognitive dysfunction. An improvement in EDS is usually assessed by clinical history or questionnaires. Objective testing such as multiple sleep latency test (often used for diagnosis) and the maintenance of wakefulness test (often used to document treatment response) may provide useful information.

Based on several randomized controlled trials (RCTs) and clinical experience, there is clear evidence that a number of wake-promoting agents and sodium oxybate improve EDS. Treatment choices may change over time and be affected by factors such as age, lifestyle, severity, tolerance and comorbidities. Clinicians should therefore regularly reassess treatment efficacy and safety during follow-up visits. Data on the long-term efficacy and safety are limited. A recent 1-year open-label single-arm pragmatic study supports the long-term safety and efficacy of pitolisant for treatment of EDS in patients with NT1 and NT2 (Dauvilliers et al., 2019). However, one-third of patients stopped the medication due to lack of efficacy or side effects.

A recent trial performed over 24 months (Schinkelshoek et al., 2019) reported a reduction in body mass index in NT1 patients treated with sodium oxybate, confirming previous clinical observations.

Stimulants (methylphenidate, modafinil, amphetamines, and solriamfetol) may increase heart rate and blood pressure with risk of hypertension. These potential side effects require careful monitoring and may lead to specific management strategies (Bosco et al., 2018).

#### Recommendations

See Figure 1 and Table S3.

The lack of head-to-head studies makes comparisons of efficacy between different stimulants/wake-promoting drugs difficult. The alerting effects of stimulating antidepressants were not evaluated as clinical experience suggests any impact on EDS in narcolepsy is at best minor. Antidepressants should not be considered as treatments for EDS.

#### Future directions/outlook

New compounds including novel histamine 3 receptor inverse agonists and hypocretin receptor agonists may soon become available for treatment of EDS in NT1 and NT2.

### PICO 4

What is the clinical evidence for efficacy of pharmacological treatment of moderate to severe cataplexy? Is there a difference in efficacy between different drugs? What is the benefit-to-risk ratio of treatments?

#### Introduction

Cataplexy is a pathognomonic symptom of narcolepsy, which is reported by 60%–70% of all narcolepsy patients (Bassetti et al., 2019). In moderate to severe cataplexy, pharmacological treatment is usually warranted.

#### Recommendations

See Figure 1 and Table S4.

Due to a lack of data, comparison of efficacy of different drugs is not possible.

#### Future directions/outlook

Randomized clinical trials (RCTs) comparing serotonin-norepinephrine reuptake inhibitors (SNRIs) such as venlafaxine against sodium oxybate to assess the specific benefit-to-risk ratio should be considered. New drugs such as hypocretin receptor agonists may represent a valid option for future treatment of cataplexy.

### PICO 5

What is the clinical evidence for efficacy of pharmacological treatment for moderate to severe DNS? Is there a difference in efficacy between different drugs? What is the benefit-to-risk ratio of treatments?

#### Introduction

Nocturnal sleep is significantly disturbed in at least 65% of patients with narcolepsy. Disruption of sleep maintenance is the most common problem with recurring short and long wake periods. Sleep onset is usually unaffected. Over 24 h, the total sleep time of a narcoleptic person is often within normal limits. The extent of sleep fragmentation potentially in association with vivid dreaming and/or nightmares, RBD but also RLS/PLMS and sleep-disordered breathing can adversely influence daytime functioning and EDS prompting many patients to seek treatment for improving DNS.

#### Recommendations

See Figure 1 and Table S5.

#### Future directions/outlook

Different compositions or formulations of sodium oxybate e.g., low-salt, and long acting formulations may have an additional impact on improvement of DNS and are studied in RCTs. There is a need for more RCTs assessing DNS in narcolepsy both for existing drugs and newer compounds.

### PICO 6

What is the clinical evidence for efficacy of the pharmacological treatment of moderate to severe sleep paralysis and hypnagogic/hypnopompic hallucinations? What is the benefit-to-risk ratio of treatments? Is there a difference in efficacy between different drugs?

#### Introduction

Sleep paralysis and hypnagogic/hypnopompic hallucinations are reported by approximately 50% of patients with narcolepsy (Bassetti



et al., 2019). No RCTs focused primarily on these symptoms and none were appropriately powered to detect efficacy of treatments.

#### *Recommendations*

See Figure 1 and Table S6.

#### *Future directions/outlook*

There is a need for specific trials on the impact of compounds including antidepressants and sodium oxybate on sleep paralysis and hypnagogic/hypnopompic hallucinations.

### 3.1.4 | Group 4 Question(s)—Comorbidities

#### *PICO 7*

What is the clinical evidence of treatment for psychiatric comorbid symptoms?

#### *Introduction*

Psychiatric disturbances are frequently present (20%–30%) in narcolepsy, particularly depression and anxiety, potentially as a secondary phenomenon reflecting the psychosocial burden of the disease (Bassetti et al., 2019). Either near diagnosis or during the course of the illness, psychiatric symptoms may require management.

#### *Recommendations*

It is suggested that psychiatric disorders in narcolepsy should be treated in accordance with general principles for a general population. Shared compounds for the symptoms of narcolepsy and depression should be considered where appropriate such as antidepressants for cataplexy and comorbid mood disorder (Weak recommendation). Depressive symptoms need regular re-evaluation (Barateau et al., 2020).

The lack of specific studies does not provide support for any particular treatments for depression in narcolepsy. There is no reason, however, consider well-established treatments for major depression in the general population to be less effective in narcolepsy.

#### *Future directions/outlook*

Specific non-pharmacological approaches including cognitive behavioral therapy and pharmacological approaches for psychiatric co-morbidities in narcolepsy are implicitly needed.

#### *PICO 8*

What is the clinical evidence of efficacy and safety for treatment of other sleep disorders in narcolepsy such as RBD, sleep-disordered breathing, parasomnias, RLS/PLMS? Is there a difference in efficacy between different drugs or approaches?

#### *Introduction*

A variety of sleep disorders such as RLS (prevalence 10%–20%), sleep apnoea (20%–40%) or RBD (25%–70%) are more frequent in narcolepsy than in the general population (Bassetti et al., 2019). The underlying aetiology of other sleep disorders and their clinical impact on narcolepsy remain unclear although specific treatments are often warranted.

*Recommendations* – Other sleep disorders in narcolepsy should be treated in accordance to the general recommendations for their specific treatment in non-narcoleptic patients.

See Table S7.

#### *Future directions/outlook*

Studies evaluating effects of treatments for other sleep disorders in narcolepsy are needed.

#### *PICO 9*

What is the clinical evidence of efficacy for treatments on measures of quality of life, global improvement or psychosocial factors? Is there a difference in efficacy between different drugs?

#### *Introduction*

Improving daily performance, quality of life measures and increasing the ability to work are key aims of the management of narcolepsy given their severe impact.

#### *Special condition: Driving*

The ability to drive safely and the adverse effects of EDS are often extremely important issues for patients and their families. Driving regulations for people suffering from narcolepsy vary between European countries although successful treatment often allows patients to drive. However, any risk in driving crucially depends on patients recognizing or monitoring their levels of EDS and refraining from driving if appropriate.

#### *Recommendations*

No specific recommendations were provided. Clinical global impression, quality of life and prevention of everyday life risks were considered to substantiate the recommendations on symptomatic treatments. Single drugs in Table S8 report the synthesis of effect on these outcomes.

#### *Future directions/outlook*

In future trials, more attention should be given to quality of life measures together with other patient reported outcome measures.

### 3.1.5 | Group 5 Question(s)—Symptomatic pharmacological treatment in children

#### *PICO 10*

What is the clinical evidence for efficacy of pharmacological treatment of any symptom of narcolepsy (including metabolic problems such as obesity and precocious puberty) in children? Is there a difference in efficacy between different treatments?

#### *Introduction*

Initial symptoms of narcolepsy occur before the age of 18 in over 50% of patients (Bassetti et al., 2019) and may start at a very young age also before puberty onset (Postiglione et al., 2018). The nature of narcoleptic symptoms in childhood and adolescence such as cataplexy and EDS differs from the adult picture and may change over time (Pizza et al., 2013). Treatment strategies including a non-pharmacological approach are different from adult strategies and require taking into account the developmental aspects. Particular attention is needed when evaluating safety and the risk-to-benefit ratio of any treatment. Potential treatment side effects such as mood disorder and metabolic upset leading to weight gain or loss should be proactively assessed.

To date there are no established recommendations for the use of narcoleptic drugs when considering pubertal development. Endocrinologists who may prescribe adapted treatments in the case of advanced puberty should carefully monitor pubertal development.

#### Recommendations

See Figure 2 and Table S9.

#### Future directions/outlook

Compounds for the treatment of narcolepsy in children were approved only recently, following appropriate trials. The clinical efficacy of sodium oxybate for the treatment of EDS and cataplexy in children was first reported in 2018. Trials on the safety and efficacy of pitolisant in children are yet to be published and will start soon for solriamfetol. More studies and approved treatments are needed for the management of children and adolescents with narcolepsy.

### 3.1.6 | Overview of quality of evidence and recommendations

See Figures 1 and 2.

## 4 | PATHWAY, STATEMENTS AND EXPERT RECOMMENDATIONS

This guideline provides recommendations that are primarily evidence-based together with opinions from experts. Several clinical questions cannot be satisfactorily addressed because of limited evidence and lack of RCTs. Furthermore, firm conclusions are hampered by a limited systematic approach to formal assessment of symptoms and outcomes using a variety of non-validated and validated measures. Almost no head-to-head trials between drugs have been performed.

This part was completed applying an informal method of consensus, based on an extensive literature review, expert opinion and discussion. The task force reached consensus and agreed on the following recommendations.

Table S10 provides additional information on the medication.

### 4.1 | Pathway for the management of narcolepsy

See Figures 3 and 4.

#### 4.1.1 | Overview of the impact on symptoms of frequently used drugs (adults)

See Figure 5.

### 4.2 | Particular situations

Experts discussed several particular situations in narcolepsy in the absence of any published evidence from formal studies, leading to recommendations that are exclusively based upon expert knowledge and experience. The task force reached full consensus for these recommendations.

#### 4.2.1 | Pregnancy breastfeeding, and contraception

In the majority of patients, the symptoms of NT1, particularly cataplexy, appear to become milder during pregnancy. However, there are no prospective studies and only few published retrospective studies on this topic (Maurovich-Horvat et al., 2010; Thorpy et al., 2013). Because of the teratogenic potential of all drugs used in the treatment of narcolepsy and other risks of complications during

	Drug	EDS		Cataplexy		DNS		SP/HH	
		Rec	QoE	Rec	QoE	Rec	QoE	Rec	QoE
1	Modafinil	↑↑	⊕⊕⊕⊖	↓↓	⊕⊕⊖⊖		no data		no data
	Pitolisant	↑↑	⊕⊕⊕⊖	↑-	⊕⊕⊕⊖		no data	↑-	⊕⊕⊕⊖
	Sodium Oxybate	↑↑	⊕⊕⊕⊖	↑↑	⊕⊕⊕⊖	↑↑	⊕⊕⊕⊖	↑-	⊕⊕⊕⊖
	Solriamfetol	↑↑*	⊕⊕⊕⊖	↓↓	⊕⊕⊕⊖		no data		no data
2	Antidepressants			↑↑	⊕⊕⊕⊖		no data	↑-	⊕⊕⊕⊖
	Amphetamine derivates	↑-	⊕⊕⊕⊖	↓↓	⊕⊕⊕⊖		no data		no data
	Methylphenidate	↑-	⊕⊕⊕⊖	↓↓	no data		no data		no data
	Zolpidem/Zopiclone					↓- #	⊕⊕⊕⊖		no data

Recommendations	
For Strong	↑↑
For Weak	↑-
Against Weak	↓-
Against Strong	↓↓
Quality of Evidence	
High	⊕⊕⊕⊕
Moderate	⊕⊕⊕⊖
Low	⊕⊕⊖⊖
Very Low	⊕⊖⊖⊖

Order: 1. EU-approved medications (in alphabetic order); 2. EU-frequently used medications for narcolepsy; \* needs further evaluation from clinical practice; # chronic use not recommended

**FIGURE 1** Overview of recommendations and of quality of evidence (adults) (SP, sleep paralysis; HH, hypnagogic/hypnopompic hallucinations)



Drug	EDS		Cataplexy		DNS		SP/HH	
	Rec	QoE	Rec	QoE	Rec	QoE	Rec	QoE
Sodium Oxybate	↑↑	⊕⊕⊕⊕	↑↑	⊕⊕⊕⊕	↑-	no data	↑-	no data
Methylphenidate	↑-	⊕⊕⊕⊕		no data		no data		no data
Modafinil	↑-	⊕⊕⊕⊕	↓↓	no data		no data		no data
Pitolisant	↑-*	⊕⊕⊕⊕		⊕⊕⊕⊕		⊕⊕⊕⊕		no data
Antidepressants		no data	↑-	⊕⊕⊕⊕		no data	↑-	⊕⊕⊕⊕
Solriamfetol		no data		no data		no data		no data
Amphetamine derivates	↑-	no data		no data		no data		no data

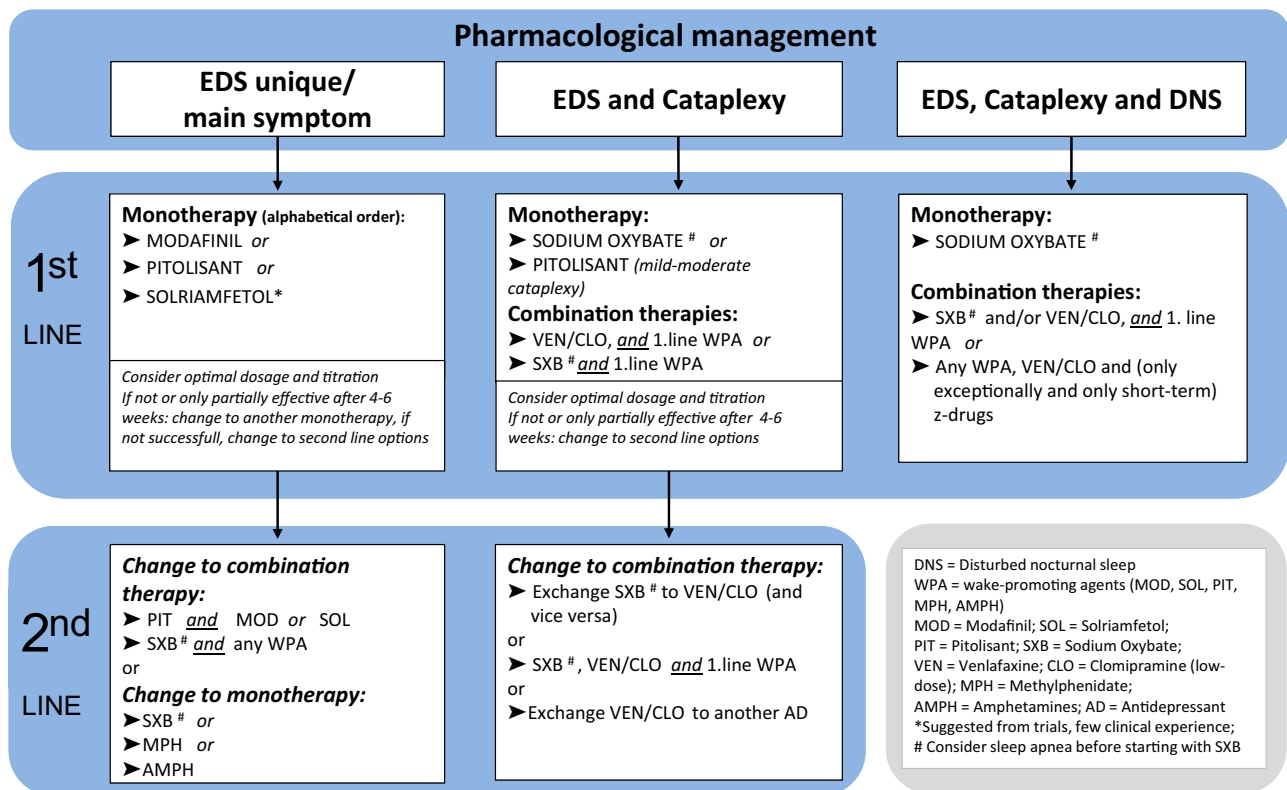
Recommendations	
For Strong	↑↑
For Weak	↑-
Against Weak	↓-
Against Strong	↓↓

Quality of Evidence	
High	⊕⊕⊕⊕
Moderate	⊕⊕⊕⊕
Low	⊕⊕⊕⊕
Very Low	⊕⊕⊕⊕

Order: EU-frequently used medications for narcolepsy (strong, weak recommendation, no recommendation). Only Sodium Oxybate EU- approved. All other medications are not approved for the use in children (off-label); \* Very limited data, in particular on safety, further evaluation needed.

**FIGURE 2** Overview of recommendations and of quality of evidence (children) (SP, sleep paralysis; HH, hypnagogic/hypnopompic hallucinations)



**FIGURE 3** Clinical pathway for the management of narcolepsy (adults)

pregnancy, it is strongly advised to discontinue all drugs before any planned pregnancy (Bassetti et al., 2019). This discontinuation will nearly always have an adverse effect on symptom control which can be particularly challenging prior to successful conception. If total discontinuation of drug therapy is thought not practicable, it is advised to limit treatment to monotherapy.

Of the drugs generally used in narcolepsy, low doses of antidepressants seem relatively safe. However, a recent publication has raised doubts on the previously assumed safety of modafinil, reporting a high prevalence of congenital defects (Damkier & Broe, 2020). There are some data indicating a positive effect of L-carnitine in a reduction of total nap time during the day. (Miyagawa et al., 2013).

The use of medication during breast-feeding in narcolepsy is not generally advised.

If a patient has a young child, initiating or restarting sodium oxybate should only be considered if there is a partner or family member who can reliably oversee the care of the child at night.

Another issue related to pregnancy is the potential pharmacokinetic interaction of prescribed medications with oral contraceptives. Most of the recommended drugs in the treatment of narcolepsy seem to have no relevant interaction. An exception is modafinil, and there is debate about pitolisant. The European Medicines Agency advises dose adjustment and/or additional measures to prevent pregnancy when initiating modafinil or pitolisant treatment in women using low dose oral contraceptives.

#### 4.2.2 | Narcolepsy in the elderly

Clinical experience suggests an improvement of symptoms of narcolepsy such as cataplexy and EDS with age. However, DNS often

worsens, potentially due to age-related accrual of additional sleep disorders. The available evidence on such issues is very limited. It is difficult to establish whether the disorder becomes milder or if patients simply improve their coping mechanisms over the years. Potentially, there may be a less demanding lifestyle after retirement with more planned naps, for example. If there are no significant or relevant comorbidities, pharmacological treatment of narcolepsy is not age dependent. The potential risk of worsening pre-existing cardiovascular disease in the elderly age group, particularly with stimulants, may influence treatment options, as may the presence of hypertension (Jennum et al., 2013; Kovalská et al., 2016).

In general, reduced levels of activity in old age, with or without comorbidities, may affect the impact of EDS and significantly increase its burden. When EDS is adversely affected by inevitable behavioural changes associated with age, manipulation of currently available drug treatment is rarely successful.

#### 4.2.3 | Anaesthesia

There are very few data assessing perioperative risk in NT1 as recently concluded by an expert panel (Hershner et al., 2019). In general, there are no indications to suggest that narcolepsy itself is an independent risk factor for surgery although, depending on the type of anaesthesia, existing comorbidities and medication use may be of concern. Also, sudden discontinuation of narcolepsy medication may cause problems but is not necessary for most surgical procedures. Some narcolepsy patients can have a longer recovery time to wake up from anaesthesia.

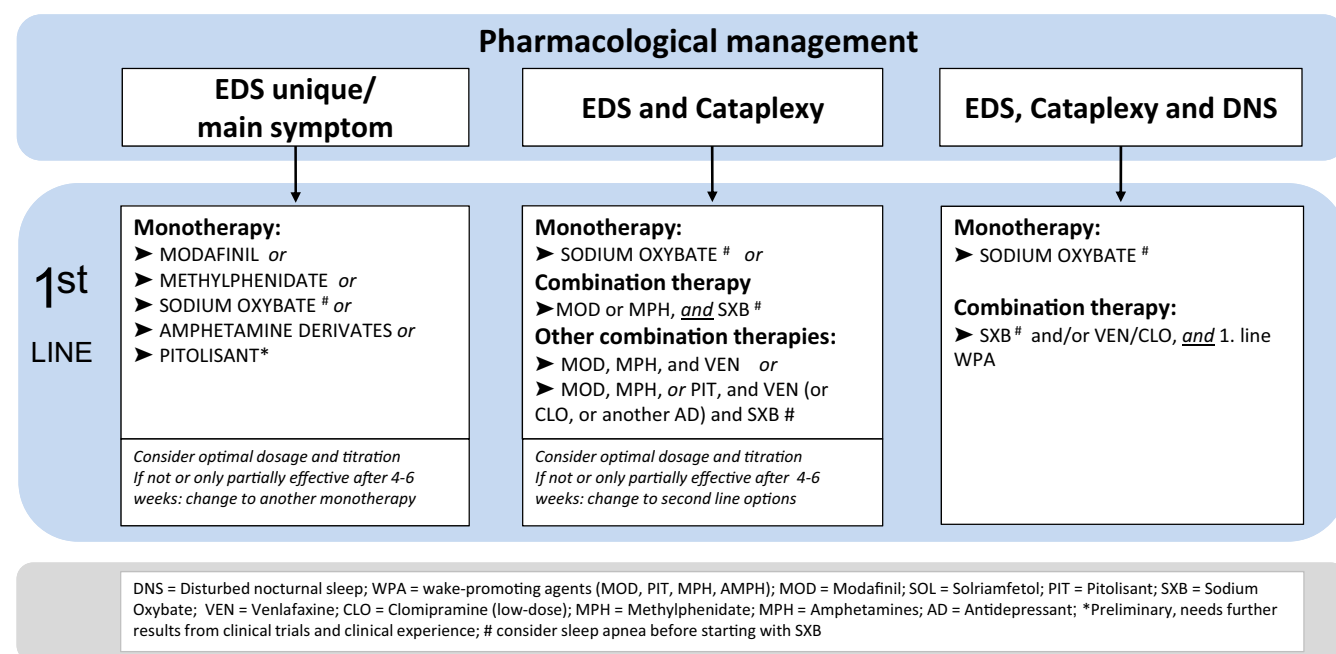


FIGURE 4 Clinical pathway for the management of narcolepsy (children)

Drug	EDS	Cataplexy	DNS
Modafinil	↑↑	↓↓	
Pitolisant	↑↑	↑-	
Sodium Oxybate	↑↑	↑↑	↑↑
Solriamfetol	↑↑*	↓↓	
Venlafaxine / Clomipramine		↑↑#	
Methylphenidate / Amphetamines	↑-	↓↓	
<b>Recommendations</b> For Strong ↑↑      For Weak ↑-      Against Weak ↓-      Against Strong ↓↓			
* needs further evaluation from clinical practice      # based on expert opinion exclusively			

**FIGURE 5** Overview of recommendations of key pharmacological treatments (adults)

#### 4.2.4 | Patients refractory to treatment

With an increasing pharmacological arsenal, it is becoming increasingly rare that patients with narcolepsy are truly refractory to therapy. However, there are large inter-individual differences in treatment effect sizes and occurrence of side effects. If a patient exhibits no response whatsoever to a variety of treatments, it is advisable to reconsider the diagnosis and clarify precise drug dosing and compliance. Also, it should be verified that they have adjusted their lifestyle appropriately and are not attempting to use medication to compensate for any lack of adjustment. A variety of combination therapies are possible in narcolepsy although there is little published evidence to guide precise choices.

It should be noted that complete symptom control in narcolepsy is relatively rare and medication often serves simply to limit the burden of symptoms such as EDS. In published studies, it is common for less than 50% of treated patients to be normalized on subjective measures of EDS (Epworth sleepiness scale < 11).

#### 4.2.5 | Emergencies

In the context of narcolepsy, emergencies are rare, usually relating to medication-induced intoxication or acute withdrawal effects. Regarding the former, the clinical presentation clearly depends on the specific medication that has been overused. The latter typically occurs in NT1 when long-term treatment of cataplexy with anti-depressant therapy is suddenly discontinued, causing status cataplectic, characterized by long sequences of cataplectic attacks without full recovery between episodes (Poryazova et al., 2005). Very rarely, particularly in children, the phenomenon can occur spontaneously in the absence of treatment changes. The anti-hypertensive drug prazosin is an alpha 1 adrenoceptor antagonist which may also aggravate cataplexy and even induce status cataplectic (Aldrich & Rogers, 1989). Managing status cataplectic focuses on environmental adjustments to avoid potential injuries

after falls and restarting cataplexy treatment or avoiding precipitating drugs.

## 5 | PATIENT SECTION—OPINION STATEMENT

Leontien Sickenga, Madeleine Wallenius, Connie Landstedt and Marleny Macario Argueta

Understanding patients' views and needs is central to developing good clinical practice and patient-oriented guidelines. Narcolepsy patients' representatives identified key areas of interest and made the following recommendations and suggestions.

1. When enquiring about the various symptoms of narcolepsy, physicians should be aware that expressions used by patients may diverge from those used by the medical establishment and lead to potential inaccuracy. Loose terms such as fatigue and tiredness used to describe EDS may cause confusion and prompt more detailed interrogation of those symptoms relating to excessive sleepiness. Physicians should formulate questions openly without leading the patient. For example, when enquiring about cataplexy, a general question such as 'how do you react when you laugh?' is appropriate. Further, they should be able to probe other aspects of narcolepsy outside the core symptoms of EDS and cataplexy that may necessitate a fuller understanding of sleep-wake disorders and more specialized medical training.
2. There is an unmet need for specialized ancillary health workers including nurses and psychologists working in sleep centres specializing in narcolepsy. A nurse, in particular, could focus more on practical issues and help manage the daily life of patients as well as addressing practical concerns.
3. Measures of treatment success used in clinical trials, for example, should be reconsidered. Patient reported outcome measures should be incorporated in the individualized management of patients.
4. Physicians and specialized nurses should address non-pharmacological treatments more fully. Discussion of strategies such as regular naps, exercise, good sleeping habits and regular schedules are likely to help and additional input from a psychologist/therapist or dietician may be needed. Patients should also be directed to patient organizations and be given advice about benefits and social support when appropriate.

## 6 | COMMENTS ON RECOMMENDATIONS AND FUTURE DIRECTIONS

Narcolepsy typically has a pleomorphic clinical presentation and produces a considerable variety of different symptoms with a variable clinical course. Prospective and long-term clinical observational studies would help define the natural course of narcolepsy and its

variants, improving the development of disease-modifying drugs and allowing a better long-term evaluation of symptomatic medications.

Although the last 20 years have seen well-designed studies analyzing effectiveness and safety of several symptomatic drugs in narcolepsy, some methodological flaws make results difficult to transfer to clinical practice or to compare results between studies. One issue of concern is that RCTs have had short periods of follow-up, usually limited to around 2 months. In some instances, the so-called 'withdrawal design' has been applied, exposing the study to a high risk of bias. Additionally, older drugs used in narcolepsy such as antidepressants and traditional psychostimulants have been poorly investigated before the era of controlled studies and evidence-based medicine.

Our recommendations for the management of narcolepsy refer to the best available evidence and expert experience. Nevertheless, amongst patients there is considerable inter-individual variation in the efficacy and side effect profile of all commonly used medications. This necessitates a precise individual treatment plan for each patient, contingent on their pattern of symptoms, disease severity and comorbid conditions. This may lead to (co-)treatment with substances that have traditionally been used in the treatment of narcolepsy but have not been studied properly in trials.

It is important to acknowledge that EDS, the usually dominant symptom in narcolepsy, has multifaceted expressions including impaired attention, poor vigilance and cognitive impairment which may be more difficult to treat than unwanted daytime sleep. These important expressions may not be adequately assessed if the main focus is on sleep. Associated problems such as fatigue may be even more refractory to treatment. See the suggested pharmacological management algorithm in Figures 3 and 4.

Further information is required on the current armamentarium of effective drugs with more head-to-head comparison trials along with studies that use drug combinations and a sufficiently long period of follow-up. There is also limited information on levels of compliance with current treatments.

Narcolepsy-relevant outcome measures are generally poorly correlated with measurements of treatment efficacy used in clinical trials. For example, sleep latency is a common outcome measure whereas performance measures on attention tasks requiring prolonged vigilance may be more informative for activities of daily living. Furthermore, by focusing on individual symptoms, the overall impact of therapeutic interventions on narcolepsy is not properly addressed. There is therefore a need for validated disease severity scales along with global measures of how the disease impacts on quality of life that incorporate patient-reported outcomes. Patient involvement in the development of these measures is recommended. The Narcolepsy Severity Scale is a recently described first attempt to assess narcolepsy symptoms in one single scale (Dauvilliers et al., 2020). This may have utility in the quantification of narcoleptic symptoms when monitoring or optimizing management strategies.

There is a significant lack of clinical trials investigating the whole spectrum of pharmacological treatments for narcolepsy in children and other groups potentially meriting special consideration

such as pregnant women and the elderly. This also applies to non-pharmacological approaches including special diets, regular exercise and scheduled naps, for example.

Finally, preliminary clinical and pre-clinical data from studies investigating hypocretin receptor agonists appear promising and could potentially herald a new approach to treatment in narcolepsy. Other potential techniques to restore hypocretin levels such as stem cell replacement or gene therapy remain experimental. Following on from recent studies that have expanded our knowledge of the immune basis of narcolepsy, more specific immunomodulatory treatments close to disease onset are likely to be fruitful in the development of much needed disease-modifying therapy.

## 7 | ADDITIONAL INFORMATION

Table S10 given an overview of medication (titration schedule, mechanism of action, dosage, half-life, European Medicines Agency approval, possible treatment combinations) for narcolepsy in adults.

## 8 | GUIDELINE UPDATE

The present guideline will be updated in 5 years. In the case of major changes in the evidence on the existing benefits and harms of included interventions or if new interventions become available, this update could be approached earlier.

### ACKNOWLEDGEMENTS

The patient representatives Leontien Sickenga, Madeleine Wallenius, Connie Landstedt and Marleny Macario Argueta are thanked for their valuable feedback, suggestions, opinion statement and the fruitful collaboration. Further, Joke Jaarsma (EFNA) is acknowledged for support, Maria Camerlingo (Agenzia sanitaria e sociale regionale, Regione Emilia-Romagna, Italy) for assisting in the search strategy, Julia Junior (Germany) for design support with the figures, Romano Hönger (Bern, CH) and Annika Triller PhD (Witten, Germany) for support with organizational assistance and Dr Stine Knudsen-Heier (Norway) for her important feedback.

### CONFLICT OF INTERESTS

Claudio Bassetti organized teaching events and conferences that were supported by Jazz, UCB Pharma and Bioprojet. One of his IIT studies is supported by UCB Pharma and Jazz. He has also participated in advisory boards of UCB, Bioprojet, Takeda, Idorsia and Jazz Pharmaceuticals. Ulf Kallweit has participated in advisory boards of AOP Orphan Pharmaceuticals, Bioprojet, Harmony Biosciences, Jazz, Takeda and UCB. Giuseppe Plazzi has participated in advisory board of UCB, Bioprojet, Idorsia and Jazz Pharmaceuticals. Michel Lecendreux has received consultancy and lecture fees from UCB, Jazz Pharma, Bioprojet and participated in clinical trials Flamel-Avadel, Bioprojet and Jazz Pharmaceutical. Poul Jennum reports advisory board fees from UCB and Jazz, Ramin Khatami advisory

board and lecture fees from UCB, Geert Mayer advisory boards for UCB Belgium, UCB Pharma Germany, Jazz Pharma UK; speakers bureau for UCB Germany and Belgium, Jazz Pharma UK. Markku Partinen reports grants from Academy of Finland, Bioprojet, Jazz Pharmaceuticals, personal fees from UCB-Pharma, GSK, Takeda, MSD, Orion and Umechrine, outside the submitted work. Paul Reading has received speaker and consultancy fees from UCB Pharma and Bioprojet. Karel Šonka has received consultancy and lecture fees from UCB and Sanofi and participated in clinical trials for Flamel-Avadel, Jazz and Luitpold Pharmaceutical. Yves Dauvilliers has participated in advisory boards of UCB, Bioprojet, TheraNexus, Takeda, Avadel, Idorsia and Jazz Pharmaceuticals. Gert Jan Lammers has participated in advisory boards of UCB, Bioprojet and Jazz Pharmaceuticals; one of his studies is supported by Bioprojet and he served as consultant for Jazz. Leja Dolenc-Groselj, Joan Santamaria, Luca Vignatelli, Elisa Baldin, Mauro Manconi and Thomas Pollmächer described no conflicts of interest.

## AUTHOR CONTRIBUTIONS

Claudio L Bassetti: Conceptualization (equal); methodology (supporting); project administration (lead); supervision (equal); writing—original draft (equal); writing—review and editing (equal). Ulf Kallweit: Conceptualization (equal); investigation (equal); methodology (supporting); project administration (equal); supervision (equal); writing—original draft (equal); writing—review and editing (equal). Luca Vignatelli: Conceptualization (supporting); formal analysis (lead); methodology (lead); project administration (supporting); supervision (supporting); writing—original draft (supporting); writing—review and editing (supporting). Giuseppe Plazzi: Conceptualization (supporting); formal analysis (supporting); investigation (supporting); validation (supporting); writing—review and editing (supporting). Michel Lecendreux: Data curation (supporting); formal analysis (supporting); investigation (supporting); validation (supporting); writing—review and editing (supporting). Elisa Baldin: Formal analysis (supporting); investigation (supporting); methodology (equal); project administration (supporting); validation (supporting); writing—review and editing (supporting). Leja Dolenc Groselj: Data curation (supporting); formal analysis (supporting); investigation (supporting); writing—review and editing (supporting). Poul Jennum: Data curation (supporting); formal analysis (supporting); investigation (supporting); writing—review and editing (supporting). Ramin Khatami: Data curation (supporting); formal analysis (supporting); investigation (supporting); supervision (supporting); writing—review and editing (supporting). Mauro Manconi: Data curation (supporting); investigation (supporting); project administration (supporting); validation (supporting); writing—review and editing (supporting). Geert Mayer: Data curation (supporting); formal analysis (supporting); investigation (supporting); writing—review and editing (supporting). Markku Partinen: Data curation (supporting); investigation (supporting); methodology (supporting); writing—review and editing (supporting). Thomas Pollmächer: Formal analysis (supporting); investigation (supporting); validation (supporting); writing—review and editing (supporting). Paul Reading: Data curation (supporting);

formal analysis (supporting); investigation (supporting); supervision (supporting); writing—review and editing (supporting). Joan Santamaria: Data curation (supporting); formal analysis (supporting); investigation (supporting); writing—review and editing (supporting). Karel Šonka: Data curation (supporting); formal analysis (supporting); investigation (supporting); project administration (supporting); writing—review and editing (supporting). Yves Dauvilliers: Conceptualization (supporting); data curation (supporting); formal analysis (supporting); investigation (supporting); methodology (supporting); project administration (supporting); validation (supporting); writing—original draft (supporting); writing—review and editing (equal). Gert Jan Lammers: Conceptualization (supporting); data curation (supporting); investigation (supporting); supervision (supporting); validation (equal); writing—original draft (equal); writing—review and editing (equal).

## DATA AVAILABILITY STATEMENT

The data that support the findings of this study are available in the Supporting Information.

## ORCID

Claudio L. A. Bassetti  <https://orcid.org/0000-0002-4535-0245>  
 Ulf Kallweit  <https://orcid.org/0000-0003-1975-6919>  
 Luca Vignatelli  <https://orcid.org/0000-0002-9051-7091>  
 Giuseppe Plazzi  <https://orcid.org/0000-0002-1051-0472>  
 Michel Lecendreux  <https://orcid.org/0000-0003-4409-2931>  
 Elisa Baldin  <https://orcid.org/0000-0002-3277-5623>  
 Leja Dolenc-Groselj  <https://orcid.org/0000-0002-8350-951X>  
 Ramin Khatami  <https://orcid.org/0000-0002-1092-6160>  
 Mauro Manconi  <https://orcid.org/0000-0002-1849-7196>  
 Markku Partinen  <https://orcid.org/0000-0002-8182-9368>  
 Joan Santamaria  <https://orcid.org/0000-0003-0879-4135>  
 Karel Šonka  <https://orcid.org/0000-0001-5773-9656>  
 Yves Dauvilliers  <https://orcid.org/0000-0003-0683-6506>  
 Gert J. Lammers  <https://orcid.org/0000-0003-4755-7060>

## REFERENCES

- Aldrich, M. S., & Rogers, A. E. (1989). Exacerbation of human cataplexy by prazosin. *Sleep*, 12, 254–256.
- Aran, A., Lin, L., Nevsimalova, S., Plazzi, G., Hong, S. C., Weiner, K., Zeitzer, J., & Mignot, E. (2009). Elevated anti-streptococcal antibodies in patients with recent narcolepsy onset. *Sleep*, 32, 979–983.
- Barateau, L., Lopez, R., Chenini, S., Pesenti, C., Rasse, A. L., Jaussent, I., & Dauvilliers, Y. (2020). Depression and suicidal thoughts in untreated and treated narcolepsy. *Neurology*, 95(20), e2755–e2768. <https://doi.org/10.1212/WNL.0000000000010737>
- Bassetti, C. L. A., Adamantidis, A., Burdakov, D., Han, F., Gay, S., Kallweit, U., Khatami, R., Koning, F., Kornum, B. R., Lammers, G. J., Liblau, R. S., Luppi, P. H., Mayer, G., Pollmächer, T., Sakurai, T., Sallusto, F., Scammell, T. E., Tafti, M., & Dauvilliers, Y. (2019). Narcolepsy—Clinical spectrum, aetiopathophysiology, diagnosis and treatment. *Nature Reviews Neurology*, 15, 519–539.
- Billiard, M., Bassetti, C., Dauvilliers, Y., Dolenc-Groselj, L., Lammers, G. J., Mayer, G., Pollmächer, T., Reading, P., & Šonka, K. (2006). EFNS guidelines on management of narcolepsy. *European Journal of Neurology*, 13(10), 1035–1048.



- Bosco, A., Lopez, R., Barateau, L., Chenini, S., Pesenti, C., Pépin, J.-L., Jaussent, I., & Dauvilliers, Y. (2018). Effect of psychostimulants on blood pressure profile and endothelial function in narcolepsy. *Neurology*, 90, e479–e491.
- Damkier, P., & Broe, A. (2020). First-trimester pregnancy exposure to modafinil and risk of congenital malformations. *JAMA*, 323, 374–376.
- Dauvilliers, Y., Arnulf, I., Szakacs, Z., Leu-Semenescu, S., Lecomte, I., Scart-Gres, C., Lecomte, J.-M., Schwartz, J.-C., Arnulf, I., Bastuji, H., Dauvilliers, Y., Vieuxcherini, M. F., Pepin, J. L., Quera Salva, M. A., Stoll, A. T., & Szakacs, Z. (2019). Long-term use of pitolisant to treat patients with narcolepsy: Harmony III Study. *Sleep*, 42(11), zsz174.
- Dauvilliers, Y., Barateau, L., Lopez, R., Rassu, A. L., Chenini, S., Beziat, S., & Jaussent, I. (2020). Narcolepsy Severity Scale: A reliable tool assessing symptom severity and consequences. *Sleep*, 43, zsa009.
- Dauvilliers, Y., Roth, T., Guinta, D., Alvarez-Horine, S., Dynin, E., & Black, J. (2017). Effect of sodium oxybate, modafinil, and their combination on disrupted nighttime sleep in narcolepsy. *Sleep Medicine*, 40, 53–57.
- Dodel, R., Peter, H., Spottke, A., Noelker, C., Althaus, A., Siebert, U., Walbert, T., Kesper, K., Becker, H. F., & Mayer, G. (2007). Health-related quality of life in patients with narcolepsy. *Sleep Medicine*, 8, 733–741.
- Droogleever fortuyn, H. A., Fronczek, R., Smitshoek, M., Overeem, S., Lappenschaar, M., Kalkman, J., Renier, W., Buitelaar, J., Lammers, G. J., & Bleijenberg, G. (2012). Severe fatigue in narcolepsy with cataplexy. *Journal of Sleep Research*, 21, 163–169.
- Hershner, S., Kakkar, R., Chung, F., Singh, M., Wong, J., & Auckley, D. (2019). Narcolepsy, anesthesia, and sedation: A survey of the perioperative experience of patients with narcolepsy. *Anesthesia and Analgesia*, 129, 1374–1380.
- Jennum, P., Ibsen, R., Knudsen, S., & Kjellberg, J. (2013). Comorbidity and mortality of narcolepsy: A controlled retro- and prospective national study. *Sleep*, 36, 835–840.
- Jennum, P., Ibsen, R., Petersen, E. R., Knudsen, S., & Kjellberg, J. (2012). Health, social, and economic consequences of narcolepsy: A controlled national study evaluating the societal effect on patients and their partners. *Sleep Medicine*, 13, 1086–1093.
- Kallweit, U., & Bassetti, C. L. (2017). Pharmacological management of narcolepsy with and without cataplexy. *Expert Opinion on Pharmacotherapy*, 18, 809–817.
- Kovalská, P., Kemlink, D., Nevšimalová, S., Maurovich Horvat, E., Jarolímová, E., Topinková, E., & Šonka, K. (2016). Narcolepsy with cataplexy in patients aged over 60 years: A case-control study. *Sleep Medicine*, 26, 79–84.
- Lammers, G. J., Bassetti, C. L. A., Dolenc-Groselj, L. et al (2020). Diagnosis of central disorders of hypersomnolence: A reappraisal. *Sleep Medicine Reviews*, 52, 101306.
- Latorre, D., Kallweit, U., Armentani, E. et al (2018). T cells in patients with narcolepsy target self-antigens of hypocretin neurons. *Nature*, 562, 63–68.
- Leone, M. A., Keindl, M., Schapira, A. H., Deuschl, G., & Federico, A. (2015). Practical recommendations for the process of proposing, planning and writing a neurological management guideline by EAN task forces. *European Journal of Neurology*, 22, 1505–1510.
- Liblau, R. S., Vassalli, A., Seifinejad, A., & Tafti, M. (2015). Hypocretin (orexin) biology and the pathophysiology of narcolepsy with cataplexy. *The Lancet Neurology*, 14, 318–328.
- Maurovich-Horvat, E., Tormášiová, M., Slonková, J. et al (2010). Assessment of pregnancy outcomes in Czech and Slovak women with narcolepsy. *Medical Science Monitor*, 16, SR35–SR40.
- Miyagawa, T., Kawamura, H., Obuchi, M., Ikesaki, A., Ozaki, A., Tokunaga, K., Inoue, Y., & Honda, M. (2013). Effects of oral L-carnitine administration in narcolepsy patients: A randomized, double-blind, cross-over and placebo-controlled trial. *PLoS One*, 8, e53707.
- Morgenthaler, T. I., Kapur, V. K., Brown, T. M., Swick, T. J., Alessi, C., Aurora, R. N., Boehlecke, B., Chesson, A. L., Friedman, L., Maganti, R., Owens, J., Pancer, J., & Zak, R. (2007). Practice parameters for the treatment of narcolepsy and other hypersomnias of central origin. *Sleep*, 30, 1705–1711.
- Ohayon, M. M., Priest, R. G., Zulley, J., Smirne, S., & Paiva, T. (2002). Prevalence of narcolepsy symptomatology and diagnosis in the European general population. *Neurology*, 58, 1826–1833.
- Partinen, M., Kornum, B. R., Plazzi, G., Jennum, P., Julkunen, I., & Vaarala, O. (2014). Narcolepsy as an autoimmune disease: The role of H1N1 infection and vaccination. *The Lancet Neurology*, 13(6), 600–613.
- Partinen, M., & Kronholm, E. (2017). Epidemiology: Principles and application in sleep medicine. In S. Chokroverty (Ed.), *Sleep disorders medicine: Basic science, technical considerations and clinical aspects* (4th ed., pp. 485–521). Springer.
- Pizza, F., Franceschini, C., Peltola, H., Vandi, S., Finotti, E., Ingravalle, F., Nobili, L., Bruni, O., Lin, L., Edwards, M. J., Partinen, M., Dauvilliers, Y., Mignot, E., Bhatia, K. P., & Plazzi, G. (2013). Clinical and polysomnographic course of childhood narcolepsy with cataplexy. *Brain*, 136, 3787–3795.
- Poryazova, R., Siccoli, M., Werth, E., & Bassetti, C. L. (2005). Unusually prolonged rebound cataplexy after withdrawal of fluoxetine. *Neurology*, 65, 967–968.
- Postiglione, E., Antelmi, E., Pizza, F., Lecendreux, M., Dauvilliers, Y., & Plazzi, G. (2018). The clinical spectrum of childhood narcolepsy. *Sleep Medicine Reviews*, 38, 70–85.
- Schinkelshoek, M. S., Smolders, I. M., Donjacour, C. E., Meijden, W. P., Zwet, E. W., Fronczek, R., & Lammers, G. J. (2019). Decreased body mass index during treatment with sodium oxybate in narcolepsy type 1. *Journal of Sleep Research*, 28, e12684.
- Thorpy, M., Zhao, C. G., & Dauvilliers, Y. (2013). Management of narcolepsy during pregnancy. *Sleep Medicine*, 14, 367–376.
- Tió, E., Gaig, C., Giner-Soriano, M., Romero, O., Jurado, M.-J., Sansa, G., Pujol, M., Sans, O., Álvarez-Guerrico, I., Caballol, N., Jimenez, M., Becerra, J.-L., Escartin, A., Monasterio, C., Molins, A., Bove, A., Viña, J., Iranzo, A., Cambrodi, R., ... Santamaria, J. (2018). The prevalence of narcolepsy in Catalunya (Spain). *Journal of Sleep Research*, 27, 1–9.
- Yoss, R. E., & Daly, D. D. (1957). Criteria for the diagnosis of the narcoleptic syndrome. *Proc Staff Meet Mayo Clin.*, 32, 320–328.
- Yukitake, H., Fujimoto, T., Ishikawa, T., Suzuki, A., Shimizu, Y., Rikimaru, K., Ito, M., Suzuki, M., & Kimura, H. (2019). TAK-925, an orexin 2 receptor-selective agonist, shows robust wake-promoting effects in mice. *Pharmacology, Biochemistry and Behavior*, 187, 172794.

## REFERENCES CITED IN SUPPORTING INFORMATION

- \*Ahmed, M., Bassetti, C., Becker, P., et al. (2005). Further evidence supporting the use of sodium oxybate for the treatment of cataplexy: A double-blind, placebo-controlled study in 228 patients. *Sleep Medicine*, 6, 415–421.
- \*Akins, B. E., Miranda, E., Lacy, J. M., & Logan, B. K. (2009). A multi-drug intoxication fatality involving Xyrem (GHB). *Journal of Forensic Sciences*, 54, 495–496.
- \*Alshaikh, M. K., Tricco, A. C., Tashkandi, M., Mamdani, M., Straus, S. E., & BaHammam, A. S. (2012). Sodium oxybate for narcolepsy with cataplexy: Systematic review and meta-analysis. *Journal of Clinical Sleep Medicine*, 8, 451–458.
- \*Aran, A., Einen, M., Lin, L., Plazzi, G., Nishino, S., & Mignot, E. (2010). Clinical and therapeutic aspects of childhood narcolepsy-cataplexy: A retrospective study of 51 children. *Sleep*, 33, 1457–1464.
- \*Auger, R. R., Goodman, S. H., Silber, M. H., Krahn, L. E., Pankratz, V. S., & Slocumb, N. L. (2005). Risks of high-dose stimulants in the treatment of disorders of excessive somnolence: A case-control study. *Sleep*, 28, 667–672.



- \*Barateau, L., Liblau, R., Peyron, C., & Dauvilliers, Y. (2017). Narcolepsy type 1 as an autoimmune disorder: Evidence, and implications for pharmacological treatment. *CNS Drugs*, 31, 821–834.
- \*Baier, P. C., Hallschmid, M., Seeck-Hirschner, M., Weinhold, S. L., Burkert, S., Diessner, N., Göder, R., Aldenhoff, J. B., & Hinze-Selch, D. (2011). Effects of intranasal hypocretin-1 (orexin A) on sleep in narcolepsy with cataplexy. *Sleep Medicine*, 12, 941–946.
- \*Becker, P. M., Schwartz, J. R., Feldman, N. T., & Hughes, R. J. (2004). Effect of modafinil on fatigue, mood, and health-related quality of life in patients with narcolepsy. *Psychopharmacology (Berl)*, 171, 133–139.
- \*Bedard, M. A., Montplaisir, J., Godbout, R., & Lapierre, O. (1989). Nocturnal gamma-hydroxybutyrate. Effect on periodic leg movements and sleep organization of narcoleptic patients. *Clinical Neuropharmacology*, 12, 29–36.
- \*Bedard, M. A., Montplaisir, J., & Godbout, R. (1987). Effect of Ldopa on periodic movements in sleep in narcolepsy. *European Neurology*, 27, 35–38.
- \*Besset, A., Tafti, M., Villemin, E., & Billiard, M. (1993). The effects of modafinil (300 mg) on sleep, sleepiness and arousal in narcoleptic patients. *Neurophysiologie Clinique*, 23, 47–60.
- \*Beusterien, K. M., Rogers, A. E., Walsleben, J. A., Emsellem, H. A., Reblando, J. A., Wang, L., Goswami, M., & Steinwald, B. (1999). Health-related quality of life effects of modafinil for treatment of narcolepsy. *Sleep*, 22, 757–765.
- \*Billiard, M., Besset, A., Montplaisir, J., Laffont, F., Goldenberg, F., Weill, J. S., & Lubin, S. (1994). Modafinil: A double-blind multicentric study. *Sleep*, 17, S107–S112.
- \*Black, J., & Houghton, W. C. (2006). Sodium oxybate improves excessive day-time sleepiness in narcolepsy. *Sleep*, 29, 939–946.
- \*Black, J., Pardi, D., Hornfeldt, C. S., & Inhaber, N. (2009). The nightly administration of sodium oxybate results in significant reduction in the nocturnal sleep disruption of patients with narcolepsy. *Sleep Medicine*, 10, 829–835.
- \*Black, J., Pardi, D., Hornfeldt, C. S., & Inhaber, N. (2010). The nightly use of sodium oxybate is associated with a reduction in nocturnal sleep disruption: A double-blind, placebo-controlled study in patients with narcolepsy. *Journal of Clinical Sleep Medicine*, 6, 596–602.
- \*Black, J. E., Hull, S. G., Tiller, J., Yang, R., & Harsh, J. R. (2010). The long-term tolerability and efficacy of armodafinil in patients with excessive sleepiness associated with treated obstructive sleep apnea, shift work disorder, or narcolepsy: An open-label extension study. *Journal of Clinical Sleep Medicine*, 6, 458–466.
- \*Bogan, R. K., Feldman, N., Emsellem, H. A., Rosenberg, R., Lu, Y., Bream, G., Khayrallah, M., & Lankford, D. A. (2015). Effect of oral JZP-110 (ADX-N05) treatment on wakefulness and sleepiness in adults with narcolepsy. *Sleep Medicine*, 16, 1102–1108.
- \*Bogan, R. K., Roth, T., Schwartz, J., & Miloslavsky, M. (2015). Time to response with sodium oxybate for the treatment of excessive daytime sleepiness and cataplexy in patients with narcolepsy. *Journal of Clinical Sleep Medicine*, 11, 427–432.
- \*Boivin, D. B., Lorrain, D., & Montplaisir, M. (1993). Effects of bromocriptine on periodic limb movements in human narcolepsy. *Neurology*, 43, 2134–2136.
- \*Boivin, D. B., Montplaisir, J., & Lambert, C. (1993). Effects of bromocriptine in human narcolepsy. *Clinical Neuropharmacology*, 16, 120–126.
- \*Boivin, D. B., Montplaisir, J., Petit, D., Lambert, C., & Lubin, S. (1993). Effects of modafinil on symptomatology of human narcolepsy. *Clinical Neuropharmacology*, 16, 46–53.
- \*Boivin, D. B., Montplaisir, J., & Poirier, G. (1989). The effects of L-dopa on periodic leg movements and sleep organization in narcolepsy. *Clinical Neuropharmacology*, 12, 339–345.
- \*Boscolo-Berto, R., Viel, G., Montagnese, S., Raduazzo, D. I., Ferrara, S. D., & Dauvilliers, Y. (2012). Narcolepsy and effectiveness of gamma-hydroxybutyrate (GHB): A systematic review and meta-analysis of randomized controlled trials. *Sleep Medicine Reviews*, 16, 431–443.
- \*Broughton, R. J., Fleming, J. E., George, C. P., Hill, J. D., Kryger, M. H., Moldofsky, H., Montplaisir, J. Y., Morehouse, R. L., Moscovitch, A., & Murphy, W. F. (1997). Randomized, double-blind, placebo-controlled crossover trial of modafinil in the treatment of excessive daytime sleepiness in narcolepsy. *Neurology*, 49, 444–451.
- \*Buckley, P. J., & Wolf, C. T. (2018). Psychosis in a 22-year-old woman with narcolepsy after restarting sodium oxybate. *Psychosomatics*, 59, 298–301.
- \*Chen, S. Y., Clift, S. J., Dahlitz, M. J., Dunn, G., & Parkes, J. D. (1995). Treatment in the narcoleptic syndrome: Self assessment of the action of dexamphetamine and clomipramine. *Journal of Sleep Research*, 4, 113–118.
- \*Chen, W., Black, J., Call, P., & Mignot, E. (2005). Late-onset narcolepsy presenting as rapidly progressing muscle weakness: Response to plasmapheresis. *Annals of Neurology*, 58, 489–490.
- \*Coelho, F. M., Pradella-Hallinan, M., Alves, G. R., Bittencourt, L. R., & Tufik, S. (2007). Report of two narcoleptic patients with remission of hyper-somnolence following use of prednisone. *Arquivos De Neuro-Psiquiatria*, 65, 336–337.
- \*Cvetkovic-Lopes, V., Bayer, L., Dorsaz, S., Maret, S., Pradervand, S., Dauvilliers, Y., Lecendrex, M., Lammers, G.-J., Donjacour, C. E. H. M., Du Pasquier, R. A., Pfister, C., Petit, B., Hor, H., Mühlethaler, M., & Tafti, M. (2010). Elevated Tribbles homolog 2-specific antibody levels in narcolepsy patients. *Journal of Clinical Investigation*, 120, 713–719.
- \*Dauvilliers, Y., Abril, B., Mas, E., Michel, F., & Tafti, M. (2009). Normalization of hypocretin-1 in narcolepsy after intravenous immunoglobulin treatment. *Neurology*, 73, 1333–1334.
- \*Dauvilliers, Y., Carlander, B., Rivier, F., Touchon, J., & Tafti, M. (2004). Successful management of cataplexy with intravenous immunoglobulins at narcolepsy onset. *Annals of Neurology*, 56, 905–908.
- \*Dauvilliers, Y. (2006). Follow-up of four narcolepsy patients treated with intravenous immunoglobulins. *Annals of Neurology*, 60, 153.
- \*Dauvilliers, Y., Bassetti, C., Lammers, G. J., Arnulf, I., Mayer, G., Rodenbeck, A., Leher, P., Ding, C.-L., Lecomte, J.-M., & Schwartz, J.-C. (2013). Pitolisant versus placebo or modafinil in patients with narcolepsy: A double-blind, randomised trial. *The Lancet Neurology*, 12, 1068–1075.
- \*Donjacour, C. E., & Lammers, G. J. (2012). A remarkable effect of alemtuzumab in a patient suffering from narcolepsy with cataplexy. *Journal of Sleep Research*, 21, 479–480.
- \*Drakatos, P., Lykouras, D., D'Ancona, G., Higgins, S., Gildeh, N., Macavei, R., Rosenzweig, I., Steier, J., Williams, A. J., Muza, R., Kent, B. D., & Leschziner, G. (2017). Safety and efficacy of long-term use of sodium oxybate for narcolepsy with cataplexy in routine clinical practice. *Sleep Medicine*, 35, 80–84.
- \*Ferri, R., Zucconi, M., Marelli, S., Plazzi, P., Schenck, C. H., & Ferini-Strambi, L. (2013). Effects of long-term use of clonazepam on non-rapid eye movement sleep patterns in rapid eye movement sleep behavior disorder. *Sleep Medicine*, 14, 399–406.
- \*Filardi, M., Pizza, F., Antelmi, E., Ferri, R., Natale, V., & Plazzi, G. (2018). In-field assessment of sodium oxybate effect in pediatric type 1 narcolepsy: An actigraphic study. *Sleep*, 41(6).
- \*Fronczek, R., Verschuuren, J., & Lammers, G. J. (2007). Response to intravenous immunoglobulins and placebo in a patient with narcolepsy with cataplexy. *Journal of Neurology*, 254, 1607–1608.
- \*Golicki, D., Bala, M. M., Niewada, M., & Wierzbicka, A. (2010). Modafinil for narcolepsy: Systematic review and meta-analysis. *Medical Science Monitor*, 16, Ra177–Ra186.
- \*Guilleminault, C., Mancuso, J., Quera Salva, M. A., Hayes, B., Mitler, M., Poirier, G., & Montplaisir, J. (1986). Viloxazine hydrochloride in narcolepsy: A preliminary report. *Sleep*, 9, 275–279.
- \*Guilleminault, C., Raynal, D., Takahashi, S., Carskadon, M., & Dement, W. (1976). Evaluation of short-term and long-term treatment of the narcolepsy syndrome with clomipramine hydrochloride. *Acta Neurologica Scandinavica*, 54, 71–87.

- \*Hallmayer, J., Faraco, J., Lin, L., Hesselson, S., Winkelmann, J., Kawashima, M., Mayer, G., Plazzi, G., Nevsimanova, S., Bourgin, P., Hong, S.-C., Honda, Y., Honda, M., Högl, B., Longstreth, W. T., Montplaisir, J., Kemlink, D., Einen, M., Chen, J., ... Mignot, E. (2009). Narcolepsy is strongly associated with the T-cell receptor alpha locus. *Nature Genetics*, 41(6), 708–711.
- \*Han, F., Lin, L., Warby, S. C., et al. (2011). Narcolepsy onset is seasonal and increased following the 2009 H1N1 pandemic in China. *Annals of Neurology*, 70, 410–417.
- \*Harsh, J. R., Hayduk, R., Rosenberg, R., Wesnes, K. A., Walsh, J. K., Arora, S., Niebler, G. E., & Roth, T. (2006). The efficacy and safety of armodafinil as treatment for adults with excessive sleepiness associated with narcolepsy. *Current Medical Research and Opinion*, 22(4), 761–774.
- \*Hecht, M., Lin, L., Kushida, C. A., Umetzu, D. T., Taheri, S., Einen, M., & Mignot, E. (2003). Report of a case of immunosuppression with prednisone in an 8-year-old boy with an acute onset of hypocretin-deficiency narcolepsy. *Sleep*, 26, 809–810.
- \*Helmus, T., Rosenthal, L., Bishop, C., Roehrs, T., Syron, M. L., & Roth, T. (1997). The alerting effects of short and long naps in narcoleptic, sleep deprived, and alert individuals. *Sleep*, 20, 251–257.
- \*Hishikawa, Y., Ida, H., Nakai, K., & Kaneko, Z. (1966). Treatment of narcolepsy with imipramine (tofranil) and desmethylinipramine (per-tofran). *Journal of the Neurological Sciences*, 3(5), 453–461.
- \*Holfinger, S., Roy, A., & Schmidt, M. (2018). Stevens-Johnson syndrome after armodafinil use. *Journal of Clinical Sleep Medicine*, 14, 885–887.
- \*Huang, Y. S., & Guilleminault, C. (2009). Narcolepsy: Action of two gamma-aminobutyric acid type B agonists, baclofen and sodium oxybate. *Pediatric Neurology*, 41, 9–16.
- \*Hublin, C., Partinen, M., Heinonen, E. H., Puukka, P., & Salmi, T. (1994). Selegiline in the treatment of narcolepsy. *Neurology*, 44, 2095–2101.
- \*Husain, A. M., Yancy, W. S., Carwile, S. T., Miller, P. P., & Westman, E. C. (2004). Diet therapy for narcolepsy. *Neurology*, 62, 2300–2302.
- \*Inocente, C., Arnulf, I., Bastuji, H., Thibault-Stoll, A., Raoux, A., Reimão, R., Lin, J.-S., & Franco, P. (2012). Pitolisant, an inverse agonist of the histamine H3 receptor: An alternative stimulant for narcolepsy-cataplexy in teenagers with refractory sleepiness. *Clinical Neuropharmacology*, 35, 55–60.
- \*Inoue, Y., Nanba, K., Higami, S., Honda, Y., Takahashi, Y., & Arai, H. (2002). Clinical significance of sleep-related breathing disorder in narcolepsy. *Psychiatry and Clinical Neurosciences*, 56, 269–270.
- \*Ivanenko, A., Tauman, R., & Gozal, D. (2003). Modafinil in the treatment of excessive daytime sleepiness in children. *Sleep Medicine*, 4, 579–582.
- \*Jin, L., Shi, L., Zhang, Y., Chen, B. B., Wang, X. L., & Liu, Y. H. (2019). Antidepressants for the treatment of narcolepsy: A prospective study of 148 patients in northern China. *Journal of Clinical Neuroscience*, 63, 27–31.
- \*Kallweit, U., Bassetti, C. L. A., Oberholzer, M., Fronczek, R., Béguin, M., Strub, M., & Lammers, G. J. (2018). Coexisting narcolepsy (with and without cataplexy) and multiple sclerosis: Six new cases and a literature review. *Journal of Neurology*, 265, 2071–2078.
- \*Knudsen, S., Biering-Sorensen, B., Kornum, B. R., Petersen, E. R., Ibsen, J. D., Gammeltoft, S., Mignot, E., & Jennum, P. J. (2012). Early IVIg treatment has no effect on post-H1N1 narcolepsy phenotype or hypocretin deficiency. *Neurology*, 79, 102–103.
- \*Knudsen, S., Mikkelsen, J. D., Bang, B., Gammeltoft, S., & Jennum, P. J. (2010). Intravenous immunoglobulin treatment and screening for hypocretin neuron-specific autoantibodies in recent onset childhood narcolepsy with cataplexy. *Neuropediatrics*, 41, 217–222.
- \*Kunz, D., & Mahlberg, R. (2010). A two-part, double-blind, placebo-controlled trial of exogenous melatonin in REM sleep behaviour disorder. *Journal of Sleep Research*, 19, 591–596.
- \*Lammers, G. J., Arends, J., Declerck, A. C., Ferrari, M. D., Schouwink, G., & Troost, J. (1993). Gamma-hydroxybutyrate and narcolepsy: A double-blind placebo-controlled study. *Sleep*, 16, 216–220.
- \*Langford, J., & Gross, W. L. (2011). Psychosis in the context of sodium oxybate therapy. *Journal of Clinical Sleep Medicine*, 7, 665–666.
- \*Larrosa, O., de la Llave, Y., Barrio, S., Granizo, J. J., & Garcia-Borreguero, D. (2001). Stimulant and antiepileptic effects of reboxetine in patients with narcolepsy: A pilot study. *Sleep*, 24, 282–285.
- \*Lecendreux, M., Berthier, J., Corny, J., Bourdon, O., Dossier, C., & Delclaux, C. (2017). Intravenous immunoglobulin therapy in pediatric narcolepsy: A nonrandomized, open-label, controlled, longitudinal observational study. *Journal of Clinical Sleep Medicine*, 13, 441–453.
- \*Lecendreux, M., Churlaud, G., Pitoiset, F., Regnault, A., Tran, T. A., Liblau, R., Klatzmann, D., & Rosenzweig, M. (2017). Narcolepsy type 1 is associated with a systemic increase and activation of regulatory T cells and with a systemic activation of global T cells. *PLoS One*, 12, e0169836.
- \*Lecendreux, M., Maret, S., Bassetti, C., Mouren, M. C., & Tafti, M. (2003). Clinical efficacy of high-dose intravenous immunoglobulins near the onset of narcolepsy in a 10-year-old boy. *Journal of Sleep Research*, 12, 347–348.
- \*Lecendreux, M., Poli, F., Oudiette, D., Benazzouz, F., Donjacour, C. E. H. M., Franceschini, C., Finotti, E., Piza, F., Bruni, O., & Plazzi, G. (2012). Tolerance and efficacy of sodium oxybate in childhood narcolepsy with cataplexy: A retrospective study. *Sleep*, 35, 709–711.
- \*Lee, E. K., & Douglass, A. B. (2015). Baclofen for narcolepsy with cataplexy: Two cases. *Nat Sci Sleep*, 7, 81–83.
- \*Liakoni, E., Dempsey, D. A., Meyers, M., et al. (2018). Effect of gamma-hydroxybutyrate (GHB) on driving as measured by a driving simulator. *Psychopharmacology (Berl)*, 235, 3223–3232.
- \*Lippert, J., Young, P., Gross, C., et al. (2019). Specific T-cell activation in peripheral blood and cerebrospinal fluid in central disorders of hypersomnolence. *Sleep*, 1, 42.
- \*Luo, G., Ambati, A., Lin, L., et al. (2018). Autoimmunity to hypocretin and molecular mimicry to flu antigens in type 1 narcolepsy. *PNAS*, 115, 12323–12332.
- \*Malhotra, A., Shapiro, C., Pepin, J.-L., Hedner, J., Ahmed, M., Foldvary-Schaefer, N., Strollo, P. J., Mayer, G., Sarmiento, K., Baladi, M., Chandler, P., Lee, L., & Schwab, R. (2020). Long-term study of the safety and maintenance of efficacy of solriamfetol (JZP-110) in the treatment of excessive sleepiness in participants with narcolepsy or obstructive sleep apnea. *Sleep*, 43(2), zsz220.
- \*Mamelak, M., Swick, T., Emsellem, H., Montplaisir, J., Lai, C., & Black, J. (2015). A 12-week open-label, multicenter study evaluating the safety and patient-reported efficacy of sodium oxybate in patients with narcolepsy and cataplexy. *Sleep Medicine*, 16, 52–58.
- \*Mansukhani, M. P., & Kotagal, S. (2012). Sodium oxybate in the treatment of childhood narcolepsy-cataplexy: A retrospective study. *Sleep Medicine*, 13, 606–610.
- \*Mayer, G., Ewert Meier, K., & Hephata, K. (1995). Selegiline hydrochloride treatment in narcolepsy. A double-blind, placebo-controlled study. *Clinical Neuropharmacology*, 18, 306–319.
- \*Mayer, G., Plazzi, G., Iranzo, Á., Ortega-Albás, J., Quinell, T., Pesch, H., Serralheiro, P., Schlitz, A.-F., Wuilleme, D., & Bentz, J. W. G. (2018). Long-term compliance, safety, and tolerability of sodium oxybate treatment in patients with narcolepsy type 1: A post-authorization, non-interventional surveillance study. *Sleep*, 41(9), zsy128.
- \*Mayer, G. (2016). Efficacy of sodium oxybate on REM sleep behavior disorder in a patient with narcolepsy type 1. *Neurology*, 87, 2594–2595.
- \*Mitler, M. M., Hajdukovic, R., Erman, M., & Koziol, J. A. (1990). Narcolepsy. *Journal of Clinical Neurophysiology*, 7, 93–118.
- \*Mitler, M. M., Hajdukovic, R., & Erman, M. K. (1993). Treatment of narcolepsy with methamphetamine. *Sleep*, 16, 306–317.
- \*Mitler, M. M., Shafor, S., Hajdukovich, R., Timms, R. M., & Browman, C. P. (1986). Treatment of narcolepsy: Objective studies on methylphenidate, pemoline, and protriptyline. *Sleep*, 9, 260–264.

- \*Miyata, R., Hayashi, M., Kohyama, J., & Honda, M. (2017). Steroid therapy ameliorated cataplexy in three children with recent-onset of narcolepsy. *Sleep Medicine*, 29, 86–87.
- \*Moldofsky, H., Broughton, R. J., & Hill, J. D. (2000). A randomized trial of the long-term, continued efficacy and safety of modafinil in narcolepsy. *Sleep Medicine*, 1, 109–116.
- \*Moller, L. R., & Ostergaard, J. R. (2009). Treatment with venlafaxine in six cases of children with narcolepsy and with cataplexy and hypnagogic hallucinations. *Journal of Child and Adolescent Psychopharmacology*, 19, 197–201.
- \*Morse, A. M., Kelly-Pieper, K., & Kothare, S. V. (2019). Management of excessive daytime sleepiness in narcolepsy with baclofen. *Pediatric Neurology*, 93, 39–42.
- \*Mullington, J., & Broughton, R. (1993). Scheduled naps in the management of daytime sleepiness in narcolepsy-cataplexy. *Sleep*, 16, 444–456.
- \*Murali, H., & Kotagal, S. (2006). Off-label treatment of severe childhood narcolepsy-cataplexy with sodium oxybate. *Sleep*, 29, 1025–1029.
- \*Nordstrand, S. H., Hansen, B. H., Kamaleri, Y., et al. (2018). Changes in quality of life in individuals with narcolepsy type 1 after the H1N1-influenza epidemic and vaccination campaign in Norway: A two-year prospective cohort study. *Sleep Medicine*, 50, 175–180.
- \*Noujaim, M. G., Mourad, A., & Clough, J. D. (2019). Sodium oxybate: A cause of extreme involuntary weight loss in a young lady. *Case Reports in Medicine*, 2019, 6537815.
- \*Ortega-Albas, J. J., Lopez-Bernabe, R., Garcia, A. L., & Gomez, J. R. (2010). Suicidal ideation secondary to sodium oxybate. *Journal of Neuropsychiatry and Clinical Neurosciences*, 22(3), 352.
- \*Overeem, S., Dalmau, J., Bataller, L., Nishino, S., Mignot, E., Verschuuren, J., & Lammers, G. J. (2004). Hypocretin-1 CSF levels in anti-Ma2 associated encephalitis. *Neurology*, 62, 138–140.
- \*Parkes, J. D., & Fenton, G. W. (1973). Levo(-)-amphetamine and dextro(+) amphetamine in the treatment of narcolepsy. *Journal of Neurology, Neurosurgery and Psychiatry*, 36, 1076–1081.
- \*Parkes, J. D., & Schachter, M. (1979). Clomipramine and clonazepam in cataplexy. *Lancet*, 2, 1085–1086.
- \*Parkes, J. D. (1973). Clomipramine (Anafranil) in the treatment of cataplexy. *Journal of International Medical Research*, 1, 427–431.
- \*Pataka, A. D., Frangulyan, R. R., Mackay, T. W., Douglas, N. J., & Riha, R. L. (2012). Narcolepsy and sleep-disordered breathing. *European Journal of Neurology*, 19, 696–702.
- \*Plazzi, G., Poli, F., Franceschini, C., Parmeggiani, A., Pirazzoli, P., Bernardi, F., Mignot, E., Cicognani, A., & Montagna, P. (2008). Intravenous high-dose immunoglobulin treatment in recent onset childhood narcolepsy with cataplexy. *Journal of Neurology*, 255, 1549–1554.
- \*Plazzi, G., Ruoff, C., Lecendreux, M., Dauvilliers, Y., Rosen, C. L., Black, J., Parvataneni, R., Guinta, D., Wang, Y. G., & Mignot, E. (2018). Treatment of paediatric narcolepsy with sodium oxybate: A double-blind, placebo-controlled, randomised-withdrawal multicentre study and open-label investigation. *Lancet Child Adolesc Health*, 2, 483–494.
- \*Poli, F., Ricotta, L., Vandi, S., Franceschini, C., Pizza, F., Palaia, V., Moghadam, K. K., Banal, D., Vetruigno, R., Thorpy, M. J., & Plazzi, G. (2012). Catathrenia under sodium oxybate in narcolepsy with cataplexy. *Sleep and Breathing*, 16, 427–434.
- \*Poryazova, R., Tartarotti, S., Khatami, R., Baumann, C. R., Valko, P., Kallweit, U., Werth, E., & Bassetti, C. L. (2011). Sodium oxybate in narcolepsy with cataplexy: Zurich sleep center experience. *European Neurology*, 65, 175–182.
- \*Prince, V., Philippidou, M., Walsh, S., & Creamer, D. (2018). Stevens-Johnson syndrome induced by modafinil. *Clinical and Experimental Dermatology*, 43, 191–192.
- \*Ratkiewicz, M., & Splaingard, M. (2013). Treatment of cataplexy in a three-year-old using venlafaxine. *Journal of Clinical Sleep Medicine*, 9, 1341–1342.
- \*Reinisch, L. W., MacFarlane, J. G., Sandor, P., & Shapiro, C. M. (1995). REM changes in narcolepsy with selegiline. *Sleep*, 18, 362–367.
- \*Ristanovic, R. K., Liang, H., Hornfeldt, C. S., & Lai, C. (2009). Exacerbation of cataplexy following gradual withdrawal of antidepressants: Manifestation of probable protracted rebound cataplexy. *Sleep Medicine*, 10, 416–421.
- \*Roehrs, T., Zorick, F., Wittig, R., Paxton, C., Sicklessteel, J., & Roth, T. (1986). Alerting effects of naps in patients with narcolepsy. *Sleep*, 9, 194–199.
- \*Rogers, A. E., Aldrich, M. S., & Lin, X. (2001). A comparison of three different sleep schedules for reducing daytime sleepiness in narcolepsy. *Sleep*, 24, 385–391.
- \*Rogers, A. E., & Aldrich, M. S. (1993). The effect of regularly scheduled naps on sleep attacks and excessive daytime sleepiness associated with narcolepsy. *Nursing Research*, 42, 111–117.
- \*Roth, T., Dauvilliers, Y., Guinta, D., Alvarez-Horine, S., Dynin, E., & Black, J. (2017). Effect of sodium oxybate on disrupted nighttime sleep in patients with narcolepsy. *Journal of Sleep Research*, 26, 407–414.
- \*Ruoff, C., Swick, T. J., Doekel, R., Emsellem, H. A., Feldman, N. T., Rosenberg, R., Bream, G., Khayrallah, M. A., Lu, Y., & Black, J. (2016). Effect of oral JZP-110 (ADX-N05) on wakefulness and sleepiness in adults with narcolepsy: A phase 2b study. *Sleep*, 39, 1379–1387.
- \*Ruppert, E., Zagala, H., Chambe, J., Comtet, H., Kilic-Huck, U., Lefebvre, F., Bataillard, M., Schroder, C., Calvel, L., & Bourgin, P. (2018). Intravenous immunoglobulin therapy administered early after narcolepsy type 1 onset in three patients evaluated by clinical and polysomnographic follow-up. *Behavioural Neurology*, 2018, 1671072.
- \*Rye, D. B., Dihenia, B., & Bliwise, D. L. (1998). Reversal of atypical depression, sleepiness, and REM-sleep propensity in narcolepsy with bupropion. *Depression and Anxiety*, 7, 92–95.
- \*Saletu, M. T., Anderer, P., Saletu-Zyhlarz, G. M., Mandl, M., Arnold, O., Nosiska, D., Zeitlhofer, J., & Saletu, B. (2005). EEG-mapping differences between narcolepsy patients and controls and subsequent double-blind, placebo-controlled studies with modafinil. *European Archives of Psychiatry and Clinical Neuroscience*, 255, 20–32.
- \*Salin-Pascual, R. J. (2002). Improvement in cataplexy and daytime somnolence in narcoleptic patients with venlafaxine XR administration. *Sleep Hypnosis*, 4, 22–25.
- \*Sanyal, D., & Ghosh, M. (2017). A case of modafinil induced mania in a child suffering from narcolepsy. *Bengal J Private Psychiatry*, 8, 14–15.
- \*Sarkanen, T., Alén, R., & Partinen, M. (2016). Transient impact of rituximab in H1N1 vaccination-associated narcolepsy with severe psychiatric symptoms. *The Neurologist*, 21, 85–86.
- \*Sarkanen, T., Niemelä, V., Landtblom, A. M., & Partinen, M. (2014). Psychosis in patients with narcolepsy as an adverse effect of sodium oxybate. *Frontiers in Neurology*, 5, 136.
- \*Schachter, M., & Parkes, J. D. (1980). Fluvoxamine and clomipramine in the treatment of cataplexy. *Journal of Neurology, Neurosurgery and Psychiatry*, 43, 171–174.
- \*Schrader, H., Kayed, K., Bendixen Markset, A. C., & Treidene, H. E. (1986). The treatment of accessory symptoms in narcolepsy: A double-blind cross-over study of a selective serotonin re-uptake inhibitor (femoxetine) versus placebo. *Acta Neurologica Scandinavica*, 74, 297–303.
- \*Scrima, L., Hartman, P. G., Johnson, F. H., & Hiller, F. C. (1989). Efficacy of gamma-hydroxybutyrate versus placebo in treating narcolepsy-cataplexy: Double-blind subjective measures. *Biological Psychiatry*, 26, 331–343.
- \*Scrima, L., Hartman, P. G., Johnson, F. H., Thomas, E. E., & Hiller, F. C. (1990). The effects of gamma-hydroxybutyrate on the sleep of narcolepsy patients: A double-blind study. *Sleep*, 13, 479–490.
- \*Shindler, J., Schachter, M., Brincat, S., & Parkes, J. D. (1985). Amphetamine, mazindol, and fencamfamin in narcolepsy. *British Medical Journal (Clinical Research Ed)*, 290, 1167–1170.

- \*Szakacs, Z., Dauvilliers, Y., Mikhaylov, V., Poverennova, I., Krylov, S., Jankovic, S., Sonka, K., Leher, P., Lecomte, I., Lecomte, J.-M., Schwartz, J.-C., Poluektov, M., Yakupov, E., Kalinkin, A., Aksu, M., Yilmaz, H., Benbir, G., Wolynczyk-Gmaj, D., Jernajczyk, W., ... Tavarari, A. N. (2017). Safety and efficacy of pitolisant on cataplexy in patients with narcolepsy: A randomised, double-blind, placebo-controlled trial. *The Lancet Neurology*, 16, 200–207.
- \*Tafti, M., Hor, H., Dauvilliers, Y., Lammers, G. J., Overeem, S., Mayer, G., Javidi, S., Iranzo, A., Santamaria, J., Peraïta-Adrados, R., Vicario, J. L., Arnulf, I., Plazzi, G., Bayard, S., Poli, F., Pizza, F., Geisler, P., Wierzbicka, A., Bassetti, C. L., ... Kutilik, Z. (2014). DQB1 locus alone explains most of the risk and protection in narcolepsy with cataplexy in Europe. *Sleep*, 37, 19–25.
- \*Thakrar, C., Patel, K., D'ancona, G., Kent, B. D., Nesbitt, A., Selsick, H., Steier, J., Rosenzweig, I., Williams, A. J., Leschziner, G. D., & Drakatos, P. (2018). Effectiveness and side-effect profile of stimulant therapy as monotherapy and in combination in the central hypersomnias in clinical practice. *Journal of Sleep Research*, 27, e12627.
- \*The U.S. Xyrem Multicenter Study Group (2002). A randomized, double blind, placebo-controlled multicenter trial comparing the effects of three doses of orally administered sodium oxybate with placebo for the treatment of narcolepsy. *Sleep*, 25, 42–49.
- \*The Xyrem® International Study Group (2005). A double-blind, placebo-controlled study demonstrates sodium oxybate is effective for the treatment of excessive daytime sleepiness in narcolepsy. *Journal of Clinical Sleep Medicine*, 1, 391–397.
- \*Thorpy, M. J., Shapiro, C., Mayer, G., Corser, B. C., Emsellem, H., Plazzi, G., Chen, D., Carter, L. P., Wang, H., Lu, Y., Black, J., & Dauvilliers, Y. (2019). A randomized study of solriamfetol for excessive sleepiness in narcolepsy. *Annals of Neurology*, 85, 359–370.
- \*Thorpy, M. J., Snyder, M., Aloe, F. S., Ledereich, P. S., & Starz, K. E. (1992). Short-term triazolam use improves nocturnal sleep of narcoleptics. *Sleep*, 15, 212–216.
- \*US Xyrem Multicenter Study Group (2003). A 12-month, open-label, multicenter extension trial of orally administered sodium oxybate for the treatment of narcolepsy. *Sleep*, 26, 31–35.
- \*Uchiyama, M., Mayer, G., & Meier-Ewert, K. (1994). Differential effects of extended sleep in narcoleptic patients. *Electroencephalography and Clinical Neurophysiology*, 91, 212–218.
- \*US Modafinil in Narcolepsy Multicenter Study Group (1998). Randomized trial of modafinil for the treatment of pathological somnolence in narcolepsy. *Annals of Neurology*, 43, 88–97.
- \*US Modafinil in Narcolepsy Multicenter Study Group (2000). Randomized trial of modafinil as a treatment for the excessive daytime somnolence of narcolepsy. *Neurology*, 54, 1166–1175.
- \*Valko, P. O., Khatami, R., Baumann, C. R., & Bassetti, C. L. (2008). No persistent effect of intravenous immunoglobulins in patients with narcolepsy with cataplexy. *Journal of Neurology*, 255, 1900–1903.
- \*Viste, R., Soosai, J., Vikin, T., Thorsby, P. M., Nilsen, K. B., & Knudsen, S. (2017). Long-term improvement after combined immunomodulation in early post-H1N1 vaccination narcolepsy. *Neurology - Neuroimmunology Neuroinflammation*, 4, e389.
- \*Vorspan, F., Warot, D., Consoli, A., Cohen, D., & Mazet, P. (2005). Mania in a boy treated with modafinil for narcolepsy. *American Journal of Psychiatry*, 162, 813–814.
- \*Wang, J., & Greenberg, H. (2013). Status cataplecticus precipitated by abrupt withdrawal of venlafaxine. *Journal of Clinical Sleep Medicine*, 9, 715–716.
- \*Weinhold, S. L., Seeck-Hirschner, M., Nowak, A., Hallschmid, M., Goder, R., & Baier, P. C. (2014). The effect of intranasal orexin-A (hypocretin-1) on sleep, wakefulness and attention in narcolepsy with cataplexy. *Behavioral Brain Research*, 262, 8–13.
- \*Wu, P., Jones, S., Ryan, C. J., Michail, D., & Robinson, T. D. (2008). Modafinil-induced psychosis. *Internal Medicine Journal*, 38, 677–678.
- \*Yasui-Furukori, N., Kusunoki, M., & Kaneko, S. (2009). Hallucinations associated with modafinil treatment for narcolepsy. *Journal of Clinical Psychopharmacology*, 29, 408.
- \*Zvosec, D. L., Smith, S. W., & Hall, B. J. (2009). Three deaths associated with use of Xyrem. *Sleep Medicine*, 10, 490–493.

## SUPPORTING INFORMATION

Additional supporting information may be found online in the Supporting Information section.

**How to cite this article:** Bassetti CL, Kallweit U, Vignatelli L, et al. European guideline and expert statements on the management of narcolepsy in adults and children. *J Sleep Res*. 2021;30:e13387. <https://doi.org/10.1111/jsr.13387>