



HAL
open science

C-Alkyl-bis-phosphoryl chelating systems for the potential recovery of strategic metals

Abdoul Razak Halidou Dougourikoye, Rachida Babouri, Jean-Noël Null Volle, Amadou Tidjani Ilagouma, Jean-Luc Pirat, David Virieux

► **To cite this version:**

Abdoul Razak Halidou Dougourikoye, Rachida Babouri, Jean-Noël Null Volle, Amadou Tidjani Ilagouma, Jean-Luc Pirat, et al.. C-Alkyl-bis-phosphoryl chelating systems for the potential recovery of strategic metals. ARKIVOC - Online Journal of Organic Chemistry, 2020, 6, pp.168-180. 10.24820/ark.5550190.p011.204 . hal-03081252

HAL Id: hal-03081252

<https://hal.umontpellier.fr/hal-03081252v1>

Submitted on 31 May 2022

HAL is a multi-disciplinary open access archive for the deposit and dissemination of scientific research documents, whether they are published or not. The documents may come from teaching and research institutions in France or abroad, or from public or private research centers.

L'archive ouverte pluridisciplinaire **HAL**, est destinée au dépôt et à la diffusion de documents scientifiques de niveau recherche, publiés ou non, émanant des établissements d'enseignement et de recherche français ou étrangers, des laboratoires publics ou privés.



Distributed under a Creative Commons Attribution 4.0 International License

C-Alkyl-bis-phosphoryl chelating systems for the potential recovery of strategic metals

Abdoul Razak Halidou Dougourikoye,^{a,b} Rachida Babouri,^a Jean-Noël Volle,^a Amadou TidJani Ilagouma,^b
Jean-Luc Pirat,^a and David Virieux^{a*}

^a ICGM, Univ. Montpellier, ENSCM, CNRS, Montpellier, France

^b Département de Chimie, Faculté des Sciences, Université Abdou Moumouni, B.P. 10662, Niamey, Niger

E-mail: david.virieux@enscm.fr

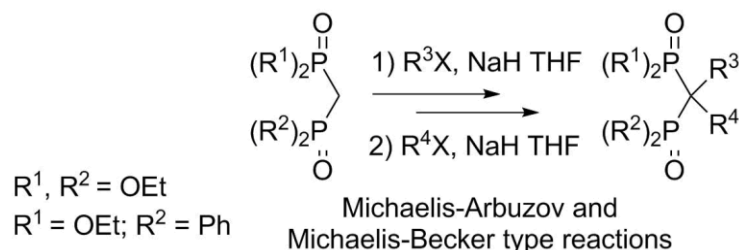
Received 03-26-2020

Accepted 04-27-2020

Published on line 05-10-2020

Abstract

Methylene-bis-phosphonic acid and derivatives are used as complexing agents, diagnostics, therapeutics and show interesting virustatic properties. We describe the syntheses of mono- and di-substituted bisphosphonates and mono- and disubstituted diethyl ((diphenylphosphoryl)methyl)phosphonate as possible chelating systems for the recovery of strategic metals.



Keywords: Methane-bisphosphonic acid and derivatives, diethyl((diphenylphosphoryl) methyl)phosphonate, chelating systems

Introduction

Bisphosphonates (BPs) were introduced first in 1865 by Nikolay Menshutkin, a Russian scientist from Saint Petersburg State University.¹ German chemists then described BPs as effective anti-scaling agents.² Today, substituted bisphosphonates are mostly applied for medical purposes when calcium metabolism is affected (treatment of Paget's disease, osteoporosis, metastatic bone disease, multiple myeloma and several rare bone diseases, and as antibiotics, hormones and anti-cancer drugs).^{3,4,5,6,7,8}

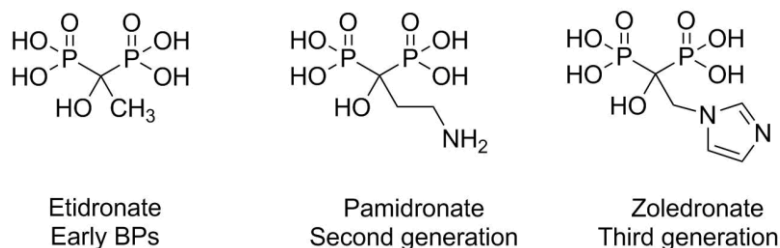


Figure 1. BPs that have been approved for clinical use.

Currently, other areas of research are investigating the applicability of BPs for wastewater treatment or valuable metals extraction. For instance, the demand for Rare Earth Elements (REEs), a group of 17 metals, including 15 lanthanides, yttrium and scandium, have become of strategic importance for hi-tech applications (electronic devices, electric cars)⁹ and are considered as critical materials on a worldwide market scale for future technologies.¹⁰

The P-C-P backbone of BPs and the alkyl side chains on the central carbon atom have a determinant role in their physicochemical properties, each leading to different solubilities in solvents or their affinity to metal cations. All of this makes BPs very promising compounds for a large number of applications.

Results and Discussion

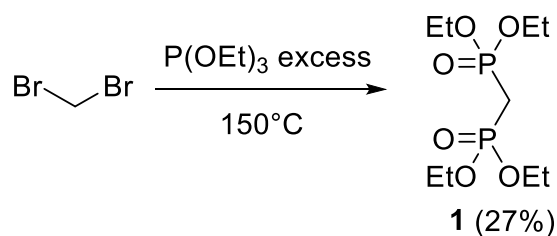
As part of our ongoing efforts in the synthesis of original and active phosphorus compounds, we, herein, report the preparation of various BPs and mixed mono- and di-substituted phosphine oxide-phosphonates for potential applications in the recovery of strategic metals. Even if REEs are important elements, such syntheses have to be cost effective for industrial purposes. Therefore, this work was focused on the use of the simplest and least expensive methods to obtain BP-complexing systems which would allow the recycling of rare earth metals. We first synthesized tetraethyl methylene bisphosphonate, and then carried out substitution reactions on the methylene bridge with functional groups in order to provide the desired complementary properties.

Syntheses of tetraethyl methylene bis(phosphonate)

Two different approaches have been taken to obtain the desired tetraethyl methylene bis(phosphonate) under the best conditions.

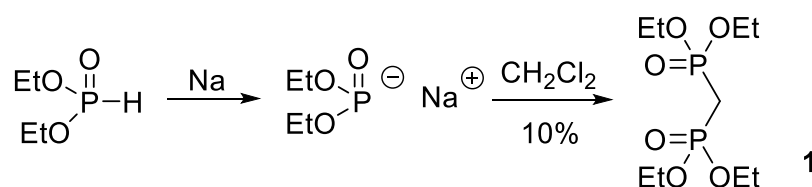
In the first method, dibromomethane and an excess of triethyl phosphite were mixed and heated to 150°C.¹¹ The reaction was stopped after 48 hours following total consumption of the triethyl phosphite. At the end of the reaction, the ³¹P NMR spectrum indicated that fairly large amounts of by-products were formed,

most of which was a byproduct of the Arbuzov reaction, diethyl ethylphosphonate (69%). Distillation with a Kugelrohr apparatus allowed us to obtain the desired compound (**1**) in 27% yield (Scheme 1).



Scheme 1: Tetraethyl methylene bis(phosphonate) synthesis by direct double Arbuzov reaction.

In the second approach, tetraethyl methylenebis(phosphonate) was obtained in two steps. The first step consisted of the reaction of metallic sodium with an excess of diethyl phosphite, followed by the addition of dichloromethane in the second step (Scheme 2).^{12,13}



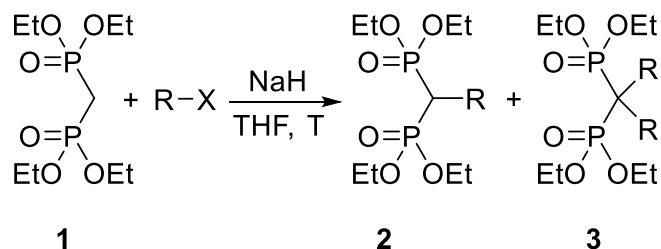
Scheme 2. Tetraethyl methylene bis(phosphonate), synthesis by double Michaelis-Becker reaction on dichloromethane.

Product (**1**) was obtained after distillation using a molecular pump at 10⁻⁴ mbar, in 10% yield. The first method was preferably used to synthesize tetraethyl methylene bis(phosphonate) (**1**).

Substitution reactions on methylene bridge of BPs

Generally, the alkylation reactions of the methylene bridge of BPs have been carried out using sodium,^[7] sodium hydride with¹⁴ or without¹⁵ crown ethers, and with cesium carbonate or potassium carbonate under microwave activation.¹⁷ The mono-alkyl predominating BP was generally obtained in the presence of the di-alkyl species.

We decided to carry out alkylation reactions with different alkyl halides, including those having aromatic moieties or long alkyl chains to avoid cyclization reactions when α,ω -alkyl dihalides were used (Scheme 3). Sodium hydride was used as the base and dry THF as the solvent. After reactions at room temperature or 50 °C (see Table 1), the expected compounds were obtained by purification using silica gel chromatography. The substituted bisphosphonates were isolated in moderate to quantitative yields. It can be noticed that selectivity (mono vs double substitution) was hardly controlled when using small alkyl halides (Table 1, entries 1 and 2), and the reaction was pushed to the formation of the disubstituted derivatives (**3a-b**) in nearly quantitative yields.

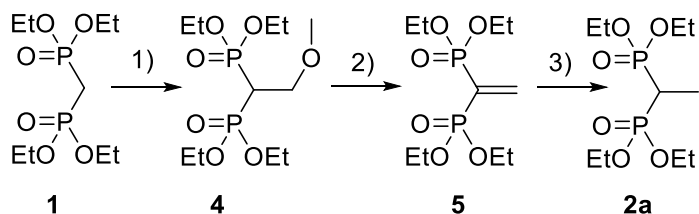


Scheme 3. Alkylation reaction of the methylene bridge of the BP (1).

Table 1. Alkylation reaction of the methylene bridge of the BP (1)

Entry	R-X	T °C	Product	Yield 2	Yield 3
1	CH ₃ I (excess, 4.4 eq)	20	a	0%	99%
2	EtBr (excess, 4.4 eq)	20	b	0%	98%
3	Br-(CH ₂) ₈ -Br	20	c	21%	-
4	CH ₃ -(CH ₂) ₇ -Br	50	d	28%	-
5	<i>p</i> -CH ₃ -C ₆ H ₄ -CH ₂ -Br	50	e	58%	3%
6	Br-CH ₂ -(C ₆ H ₄) ₈ -CH ₂ -Br	20	f	38%	5%

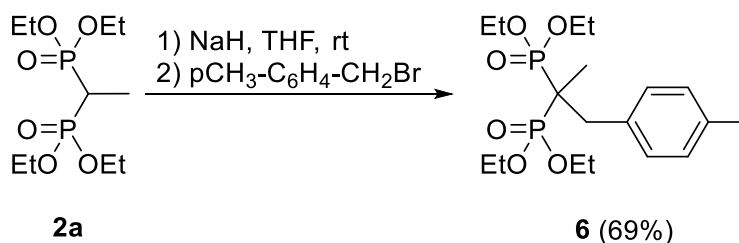
To avoid the formation of symmetrical disubstituted BPs (3), we then carried out the synthesis of vinylene bisphosphonate (5) whose reduction gave the methylated BPs (2a) (Scheme 4).¹⁸



1) (CH₂O)_n, Et₂NH/MeOH, reflux, 24 h, 94%, 2) PTSA, Toluene, reflux, 24 h, 47%, 3) H₂ 1 atm, Pd/C, rt, 96%.

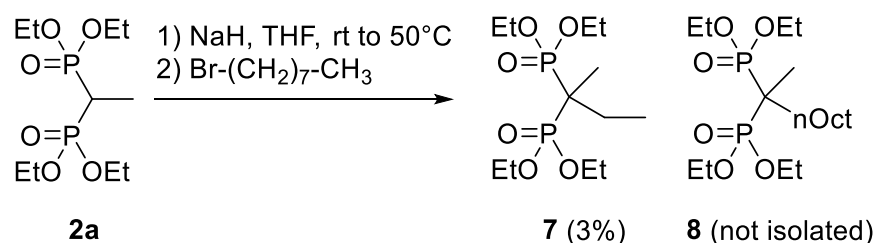
Scheme 4. Selective synthesis of tetraethyl ethane-1,1-diylbis(phosphonate) (2a).

Alkylation of 2a was performed by reaction with sodium hydride, followed by a nucleophilic substitution on *p*-methylbenzyl bromide (Scheme 5). The resulting BP (6) was isolated in 69% yield, in spite of the hindered character of the central carbon atom.



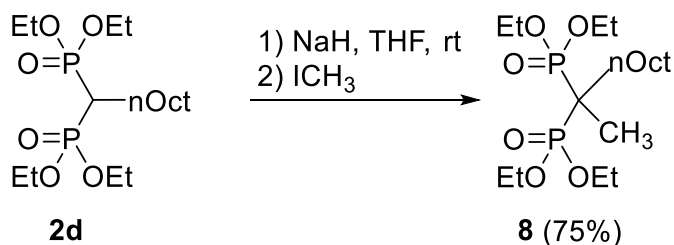
Scheme 5. Synthesis of the dialkylated compounds.

We then tried to introduce an octyl chain from BP (**2a**) (Scheme 6). Unfortunately, we did not succeed in forming the expected product (**8**). On the other hand, we isolated ethyl-substituted BP (**7**) in low yield. The latter resulted from a nucleophilic attack of the phosphoryl carbanion on the ethyl group of another molecule of **2a**, the phosphonate group playing the role of leaving group.



Scheme 6. Alkylation of the monomethyl BP (**2a**).

Subsequently, we synthesized dialkyl-BP (**8**) using the reverse sequence (Scheme 7). Alkylation of **2d** by methyl iodide led to BP (**8**) which was isolated in 75% yield. Therefore, it appeared noticeably more effective to introduce the largest substituent first, to control the mono-substitution vs the di-substitution, followed by the introduction of the smallest substituent once the reactive system was sterically hindered.



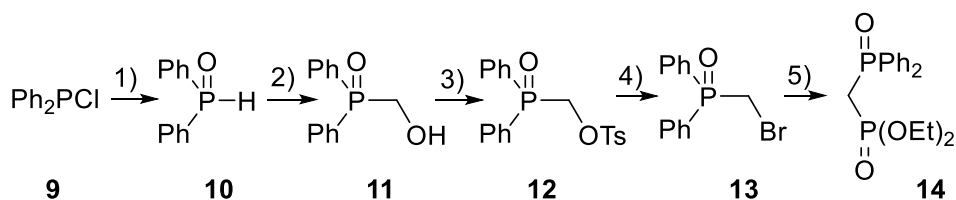
Scheme 7. Scheme: Synthesis of disubstituted BP (**8**).

Synthesis of diethyl ((diphenylphosphoryl)methyl)phosphonate

Mixed phosphine oxide-phosphonates were obtained through a 5-step sequence from chlorodiphenylphosphine (**9**) (Scheme 8). The first step was the hydrolysis of **9** to give the secondary phosphine oxide (**10**) which was isolated in 88% yield. Functionalization of **10** was accomplished by the reaction of an excess of paraformaldehyde in the presence of catalytic amounts of triethylamine at 80 °C. After 7 hours of reaction, the ³¹P NMR showed the disappearance of the starting reagent and the formation of a broad signal for diphenyl hydroxymethylphosphine oxide (**11**). Consecutive treatment of the crude by hot ethanol cleaved the polymeric acetals of **11**, usually formed by consecutive reaction with the excess of formaldehyde. Phosphine oxide (**11**) was then isolated in 94% yield and it could be used without additional purification.

Transformation of the alcohol function of **11** into a good leaving group was accomplished by the reaction with *para*-toluene sulfonyl chloride (TsCl) in the presence of triethylamine. After treatment, the tosylate (**12**) was obtained quantitatively. The bromine derivative (**13**) was obtained by Finkelstein reaction using sodium bromide in acetone. The mixture was heated to 75 °C while stirring for one week. A larger-scale reaction (12.8 g of **12**) required 2 weeks to reach completion. After recrystallization, the bromide derivative (**13**) was obtained in quantitative yield. An Arbuzov reaction with triethyl phosphite permitted the formation of diethyl diphenylphosphinoxymethyl phosphonate (**14**).

Previous results in our lab have shown that the reaction is much more efficient with the bromine derivative than with the chlorine one. The ^{31}P NMR spectra showed the presence of two doublets corresponding to the two different phosphorus atoms. Each phosphorus showed a doublet with a coupling constant of 14.4 Hz.

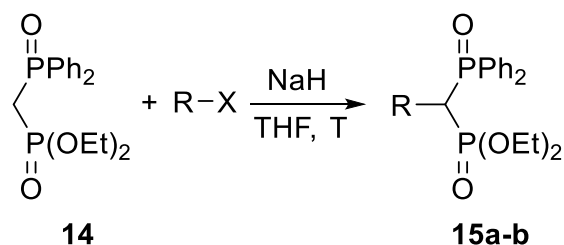


1) H_2O , THF, 0°C to RT, 88%; 2) $\text{H}(\text{CH}_2\text{O})_n\text{H}$, Et_3N , 80°C , 94%; 3) TsCl, Et_3N , DCM, 100%; 4) NaBr, CH_3CN , 100%; 5) $\text{P}(\text{OEt})_3$ excess, reflux, 69%.

Scheme 8. Synthesis of diethyl ((diphenylphosphoryl)methyl) phosphonate (**14**).

Alkylation of the methylene bridge of the diethyl ((diphenylphosphoryl)methyl)phosphonate (BP derivatives)

As already illustrated with BPs (**2**) and (**3**), syntheses of substituted phosphine oxide-phosphonates (**15**) were carried out using the same conditions (Scheme 9). Reactions of **14** with sodium hydride for the deprotonation of the methylene bridge, and then substitution reactions with various alkyl halides (*para*-bromomethyltoluene and 1,4-bis(bromomethyl)benzene) were attempted. Monosubstituted **15a** was isolated in 32% yield and **15b** in 30% yield after purification by chromatography on silica gel (Table 2).



Scheme 9. Alkylation reaction of the methylene bridge of the BP derivatives.

Table 2. Alkylation reaction of the methylene bridge of the BP derivatives.

Entry	R-X	T °C	Product	Yield (%)
1	<i>p</i> - $\text{CH}_3\text{-C}_6\text{H}_4\text{-CH}_2\text{-Br}$	50 °C	15a	32%
2	$\text{Br-CH}_2\text{-(C}_6\text{H}_4)_8\text{-CH}_2\text{-Br}$	20 °C	15b	30%

Conclusions

We were able to synthesize new bisphosphonates and mixed phosphonate-phosphine oxides using Michaelis-Arbuzov and Michaelis-Becker reactions. Such compounds were easily mono- and di-substituted on the

methylene bridge, thanks to alkylation reactions with various alkyl halides or by selective introduction of a methyl group from vinylene bisphosphonate. Further developments will be reported in due course and will focus on the recovery of strategic metals.

Experimental Section

General. ^1H -NMR spectra were recorded on a BRUKER Ultrashield 400 plus (400.13 MHz) instrument. The chemical shifts are expressed in parts per million (ppm) referenced to residual chloroform- d_1 (CDCl_3 , 7.27 ppm), DMSO- d_6 ($(\text{CD}_3)_2\text{SO}$, 2.50 ppm), D_2O (4.79 ppm), methanol- d_4 (CD_3OD , 3.31 ppm) or acetonitrile- d_3 (CD_3CN , 1.94 ppm). Coupling constants are expressed in Hertz (Hz). The following abbreviations are used to express the multiplicity: s (singlet), d (doublet), t (triplet), q (quadruplet), quint (quintuplet), h (hextuplet), hept (heptuplet), m (multiplet), br (broad signal). ^{13}C -NMR spectra were recorded on the same instrument at 100.6 MHz. The chemical shifts are expressed in parts per million (ppm), reported from the central of chloroform- d_1 (CDCl_3 , 77.16 ppm), DMSO- d_6 ($(\text{CD}_3)_2\text{SO}$, 39.52 ppm), methanol- d_4 (CD_3OD , 49.00 ppm) or acetonitrile- d_3 (CD_3CN , 118.26, 1.32 ppm). Coupling constants are expressed in Hertz (Hz). The following abbreviations are used to express the multiplicity: s (singlet), d (doublet), t (triplet). ^{31}P -NMR spectra were recorded on the same instrument at 161.99 MHz. The chemical shifts are expressed in parts per million (ppm), reported from H_3PO_4 85%. The following abbreviations are used to express the multiplicity: s (singlet), d (doublet). Mass Spectra (MS): For low and high resolution spectra, the spectrometers used were electrospray ionization (ESI) WATERS Micromass Q-ToF spectrometer with as internal reference H_3PO_4 (0.1 % in water/ acetonitrile, 1 : 1). Chromatography: Thin Layer Chromatography (TLC) was performed on precoated plates of silica gel 60 F254 Merck. Visualisation was performed with UV light followed by phosphomolybdic acid solution or permanganate solution followed by heating as developing agents. Flash Chromatography was performed manually with silica gel 60 Å 35-70 μm SDS or using a CombiFlash Companion/TS with prepacked column (4 to 120 g scale) with 35-70 μm . Purification of solvents and reagents: Solvent were purified before using by classical techniques under nitrogen: Tetrahydrofuran, diethyl ether, toluene, dichloromethane and acetonitrile were obtained from a dry solvent dispenser. Dimethylformamide was dried over activated 3 Å molecular sieves. All air and/or water sensitive reactions were carried out under nitrogen atmosphere with dry, freshly distilled solvents and reagents when possible. All corresponding glassware was carefully dried under vacuum with a flameless heat gun.

General procedure. Synthesis of tetraethyl methylene bis(phosphonate) (BPs) derivatives

Tetraethyl methylenebis(phosphonate) (1). First method. In a dry, and nitrogen-flushed 500 mL three-necked, round-bottom flask equipped with a Dean Stark and a condenser were charged triethyl phosphite (147.62 mL, 0.86 mol, 6 eq) and dibromoethane (10 mL, 0.14 mol, 1 eq). The mixture was heated at 150 °C under stirring for 48 hours. A vacuum distillation using Kugelrohr apparatus was used to purify the product (40×10^{-3} mbar, 100°C). A colorless oil was obtained (11 g, yield 27%).

Second method. In a dry, and nitrogen-flushed 500 mL three-necked round-bottom flask equipped with a condenser was charged diethyl phosphite (80 g, 0.57 mol, 3 eq) followed by step-wise addition of portions of sodium metal (6.5 g, 0.28 mol, 1.47 eq) while stirring. Dichloromethane (16 g, 0.19 mol, 1 eq) was then added dropwise (initially 10 g followed by 6 g, 1 h and 30 min later), and the mixture was stirred at room temperature for 53 h. Hexane (100 mL) was added, the mixture was filtered and the filtrate solvent was evaporated. After vacuum distillation to remove impurities, the pure product was obtained from distillation

94°C (70×10^{-3} mbar) at 102°C (20×10^{-3} mbar) as a colorless oil (5.34 g, yield 10%). ^{31}P -NMR (162 MHz, DMSO) δ 19.44 (s). ^1H -NMR (400 MHz, CDCl_3) δ 4.19 – 4.11 (m, 8H, $4\text{OCH}_2\text{CH}_3$), 2.41 (t, J 21.0 Hz, 2H, PCH_2P), 1.32 (t, J 7.1 Hz, 12H, $4\text{OCH}_2\text{CH}_3$). ^{13}C -NMR (101 MHz, CDCl_3) δ 62.72 – 62.57 (m, C_2), 25.45 (t, J 136.8 Hz, C_1), 16.42 (m, C_3).

Tetraethyl propane-2,2-diylbis(phosphonate) (3a). In a dry, and nitrogen-flushed three-necked round-bottom flask equipped with a condenser were charged dry benzene (5 mL), tetraethyl methylenebisphosphonate (2.5g, 8.67 mmol, 1 eq), methyl iodide (5.41g, 38.16 mmol, 4.4 eq) and tBuOK (2.14g, 19.80 mmol, 2.2 eq). The mixture was stirred at room temperature for one day. The solvent was subsequently removed under vacuum. After treatment with distilled water, extraction with dichloromethane, and drying over MgSO_4 followed by filtration and evaporation of the solvent, a colorless oil was obtained (2.71g, yield 99%). ^{31}P -NMR (162 MHz, CDCl_3) δ 27.59 (s). ^1H -NMR (400 MHz, CDCl_3) δ 4.21 – 4.14 (m, 8H, OCH_2CH_3), 1.42 (t, J 16.3 Hz, 6H, $\text{C}(\text{CH}_3)_2$), 1.32 (t, J 7.1 Hz, 12H, OCH_2CH_3). ^{13}C -NMR (101 MHz, CDCl_3) δ 62.78 – 62.59 (m, C_2), 36.70 (t, J 136.6 Hz, C_1), 19.56 (t, J 5.6 Hz, C_4), 16.61 – 16.43 (m, C_3).

Tetraethyl pentane-3,3-diylbis(phosphonate) (3b). In a dry and nitrogen-flushed three-necked equipped with a condenser were charged dry benzene (5 mL), tetraethylmethylene bisphosphonate (1.8g, 6.24 mmol, 1 eq), ethyl bromide (3g, 27.47 mmol, 4.4 eq) and sodium hydride 60% in oil (0.33g, 13.73 mmol, 2.2 eq). The mixture was stirred at room temperature for one day. The solvent was then evaporated. After treatment with distilled water, extraction with dichloromethane, drying over MgSO_4 followed by filtration and evaporation of the solvent, a colorless oil was obtained (2.1g, yield 98%). ^{31}P -NMR (162 MHz, CDCl_3) δ 27.14 (s). ^1H -NMR (400 MHz, CDCl_3) δ 4.14 – 4.06 (m, 8H, OCH_2CH_3), 1.96 – 1.85 (m, 4H, $\text{C}(\text{CH}_2\text{CH}_3)_2$), 1.25 (t, J 7.1 Hz, 12H, OCH_2CH_3), 0.98 (t, J 7.5 Hz, 6H, $\text{C}(\text{CH}_2\text{CH}_3)_2$). ^{13}C -NMR (101 MHz, CDCl_3) δ 62.31 – 62.17 (m, C_2), 46.07 (t, J 130.2 Hz, C_1), 22.77 (t, J 4.7 Hz, C_4), 16.51 – 16.38 (m, C_3), 9.24 (t, J 7.2 Hz, C_5).

Tetraethyl (2-methoxyethane-1,1-diyl)bis(phosphonate) (4). Step 1. In a three-necked flask containing 250 mL of MeOH, extra dry, anhydrous diethylamine (9.05 ml, 86.74 mmol, 1 eq) and paraformaldehyde (13.02 g, 433.70 mmol, 5 eq) were introduced. The mixture was then heated until a clear and homogeneous solution was obtained (~ 10h at reflux), and then tetraethyl methylenebisphosphonate (21.55 mL, 86.74 mmol, 1 eq) was added and mixture stirred while refluxing for 20 h. The mixture was concentrated in vacuo, taken up in methanol, concentrated again to expel paraformaldehyde and excess diethylamine, then taken up in toluene and concentrated to remove traces of MeOH. After evaporation of solvent, we obtained 26.98 g of yellow oil (94% yield). ^{31}P -NMR (162 MHz, CDCl_3) δ 21.20 (s). ^1H -NMR (400 MHz, CDCl_3) δ 4.23 – 4.07 (m, 8H, OCH_2CH_3), 3.85 (td, J 16.2, 5.5 Hz, 2H, $\text{CHCH}_2\text{OCH}_3$), 3.33 (s, 3H, $\text{CHCH}_2\text{OCH}_3$), 2.65 (tt, J 23.8, 5.5 Hz, 1H, $\text{CHCH}_2\text{OCH}_3$), 1.30 (t, J 7.1 Hz, 12H, OCH_2CH_3). ^{13}C -NMR (101 MHz, CDCl_3) δ 67.94 (t, J 4.5 Hz, C_4), 62.46 (dd, J 6.8 Hz, C_2), 58.55 (s, C_5), 38.65 (t, J 132.6 Hz, C_1), 16.19 (dd, J 6.7 Hz, C_3). HRMS (TOF MS ES^+) (m/z) : $[\text{M}+\text{H}]^+$ calcd for $\text{C}_{11}\text{H}_{27}\text{O}_7\text{P}$ 333.1232. Found: 333.1232.

Tetraethyl ethene-1,1-diylbis(phosphonate) (5). Step 2. The yellow oil obtained previously was again taken up in toluene and decanted into a Dean-Stark assembly. A catalytic amount of p-toluenesulfonic acid monohydrate (0.8 g, 4.2 mmol) was added and the mixture was refluxed for 18 h. The mixture was then concentrated under vacuum, taken up in dichloromethane and washed twice with water. The organic fractions were combined and dried over anhydrous Mg_2SO_4 and then concentrated in vacuum. The distillation under pressure (83°C, 0.02 Torr) of the yellow oil gave 12.76 (47% yield) of the desired tetraethyl vinylbisphosphonate as a colorless oil. ^{31}P -NMR (162 MHz, CDCl_3) δ 13.00 (s). ^1H -NMR (400 MHz, CDCl_3) δ 6.92 (dd, 2H, J 37.8 Hz, $\text{H}_2\text{C}=\text{C}$), 4.19 – 3.91 (m, 8H, OCH_2CH_3), 1.28 (t, J 7.1 Hz, 12H, OCH_2CH_3). ^{13}C -NMR (101 MHz, CDCl_3) δ 148.76 (s, C_4), 131.93 (t, J 166.4 Hz, C_1), 62.38 (t, J 2.8 Hz, C_2), 16.01 (t, J 6.5 Hz, C_3). HRMS (TOF MS ES^+) (m/z) : $[\text{M}+\text{H}]^+$ calcd for $\text{C}_{11}\text{H}_{23}\text{O}_6\text{P}_2$ 301.0970. Found: 301.0969.

Tetraethyl ethane-1,1-diylbis(phosphonate) (2a). In a two-necked flask under nitrogen containing 210 mL of ethyl acetate were added vinylbisphosphonate (12.46 g, 41.50 mmol, 1 eq) and palladium on charcoal 10% (1.87 g, 17.43 mmol). Through a septum was added hydrogen at atmospheric pressure. After 72 hours of stirring, the mixture was filtered, and the solvent evaporated, to give 12.04 g (96% yield) of a colorless oil. ³¹P-NMR (162 MHz, CDCl₃) δ 24.01 (s). ¹H-NMR (400 MHz, CDCl₃) δ 4.20 – 4.12 (m, 8H, OCH₂CH₃), 2.35 (tq, *J* 23.6, 7.4 Hz, 1H, PCH(CH₃)P), 1.44 (td, *J* 17.2, 7.4 Hz, 1H, PCH(CH₃)P), 1.32 (t, *J* 7.1 Hz, 1H, OCH₂CH₃). ¹³C-NMR (101 MHz, CDCl₃) δ 62.21 (dd, *J* 6.8, 6.8 Hz, C₂), 30.88 (t, *J* 136.1 Hz, C₁), 16.09 (dd, *J* 6.3, 1.8 Hz, C₃), 9.97 (t, *J* 6.2 Hz, C₄). HRMS (TOF MS ES⁺) (*m/z*): [M+H]⁺ calcd for C₁₀H₂₅O₆P₂ 303.1126. Found: 303.1127.

General procedure for substitution on the bisphosphonate's methylene bridge

In a dry and nitrogen-flushed three-necked flask equipped with a condenser were charged dry tetrahydrofuran, tetraethyl methylenebisphosphonate, alkyl halide derivatives and sodium hydride 60% in oil. The mixture was stirred at room temperature or heated two days at 50 °C depending on the nature of the electrophile. The solvent was then concentrated under vacuum. The residue was treated with distilled water and extracted with dichloromethane. The organic layers were combined, dried over MgSO₄ and concentrated after filtration. The crude was purified by chromatography on silica gel.

Tetraethyl (9-bromononane-1,1-diyl)bis(phosphonate) (2c). Tetraethyl methylenebisphosphonate (1 g, 3.48 mmol, 1 eq), 1,8-dibromooctane (1.89 g, 6.96 mmol, 2 eq), sodium hydride 60% in oil (0.153 g, 3.82 mmol, 1.1 eq). After separation on silica gel (AcOEt / MeOH 7:3) a colorless oil was obtained (0.20 g, yield 12%). ³¹P-NMR (162 MHz, CDCl₃) δ 24.14 (s). ¹H-NMR (400 MHz, CDCl₃) δ 4.21 – 4.12 (m, 8H, 4OCH₂CH₃), 3.40 (t, *J* 6.9 Hz, 2H, CH₂Br), 2.25 (tt, *J* 24.1, 6.0 Hz, 1H, PCHP), 1.93 – 1.73 (m, 4H, PCH(CH₂)P, CH₂CH₂Br), 1.60 – 1.35 (m, 22H, 4OCH₂CH₃, PCHPCH₂CH₂CH₂CH₂CH₂CH₂CH₂CH₂CH₂Br). ¹³C-NMR (101 MHz, CDCl₃) δ 62.46 (dd, *J* 16.0, 6.7 Hz, C₂), 36.77 (t, *J* 134.6 Hz, C₁), 29.17 (d, *J* 19.3 Hz, C₁₀, C₁₁), 28.42 (d, *J* 56.3 Hz, C₆, C₇, C₈, C₉), 25.55 (t, *J* 5.0 Hz, C₄, C₅), 16.45 (dd, *J* 6.3, 2.5 Hz, C₃). HRMS (TOF MS ES⁺) (*m/z*): [M+H]⁺ calcd for C₁₇H₃₈O₆P₂Br 479.1327. Found: 479.1328

Tetraethyl nonane-1,1-diylbis(phosphonate) (2d). Tetraethylmethylene bisphosphonate (4.31 mL, 17.34 mmol, 1 eq), 1-bromooctane (6.03 mL, 34.69 mmol, 2 eq), sodium hydride 60% in oil (1.04 g, 26.02 mmol, 1.5 eq). After separation on silica gel (AcOEt / MeOH 9:1), a colorless oil was obtained (1.92 g, yield 28%). ³¹P-NMR (162 MHz, CDCl₃) δ 23.96 (s). ¹H-NMR (400 MHz, CDCl₃) δ 4.03 – 3.90 (m, 8H, CH₂CH₃), 2.08 (tt, *J* 24.1, 6.0 Hz, 1H, PCHP), 1.82 – 1.69 (m, 2H, -CH₂CH₂CH₃), 1.44 – 1.26 (m, 2H, PCHPCH₂CH₂CH₂CH₂CH₂CH₂CH₂CH₂CH₃), 1.17–1.07 (m, 22H, OCH₂CH₃, PCHPCH₂CH₂CH₂CH₂CH₂CH₂CH₂CH₂CH₂CH₃), 0.68 (t, *J* 6.9 Hz, 3H, -CH₂CH₂CH₂CH₃). ¹³C-NMR (101 MHz, CDCl₃) δ 62.20 (dd, *J* 3.4, 15.7 Hz, C₂), 36.51 (t, *J* 133.3 Hz, C₁), 31.58 (s, C₉, C₅), 29.06 (s, C₆, C₈), 28.94 (d, *J* 0.7 Hz, C₇), 28.84 (t, *J* 6.5 Hz, C₁₁), 25.29 (t, *J* 5.1 Hz, C₁₀), 22.38 (s, C₄), 16.14 (dd, *J* 6.4, 2.7 Hz, C₃), 13.81 (s, C₁₁). HRMS (TOF MS ES⁺) (*m/z*): [M+H]⁺ calcd for C₁₇H₃₉O₆P₂ 401.2222. Found: 401.2219.

Tetraethyl (2-(p-tolyl)ethane-1,1-diyl)bis(phosphonate) (2e). Tetraethylmethylene bisphosphonate (4.31 mL, 17.34 mmol, 1 eq), 4-methylbenzyl bromide (4.81 g, 26.02 mmol, 1.5 eq), sodium hydride 60% (0.83 g, 20.81 mmol, 1.3 eq). After separation on silica gel (AcOEt / MeOH 9.5:0.5), the mono derivative was obtained as a pale yellow oil (3.59 g, yield 53%,) and the di derivative (**3e**) as a pale yellow oil (0.19 g, yield 2.21%). ³¹P-NMR (162 MHz, CDCl₃) δ 23.11 (s). ¹H-NMR (400 MHz, CDCl₃) δ 7.15 (d, *J* 8.0 Hz, 2H, CH_{ar}), 7.07 (d, *J* 7.9 Hz, 2H, CH_{ar}), 4.18 – 4.01 (m, 8H, OCH₂CH₃), 3.20 (td, *J* 16.5, 6.2 Hz, 2H, P-CH(CH₂)-P), 2.62 (tt, *J* 23.9, 6.2 Hz, 1H, PCHP), 2.30 (s, 3H, CH₂-Ar-CH₃), 1.26 (q, *J* 7.1 Hz, 12H, OCH₂CH₃). ¹³C-NMR (101 MHz, CDCl₃) δ 136.34 (t, *J* 7.4 Hz, C₅), 135.73 (s, C₈), 128.63 (d, *J* 12.2 Hz, C₆, C₇), 62.32 (dd, *J* 6.7, 17.9 Hz, C₂), 38.93 (t, *J* 132.2 Hz, C₁), 30.57 (t, *J* 7.8 Hz, C₄), 20.81 (s, C₉), 16.10 (d, *J* 3.4 Hz, C₃). HRMS (TOF MS ES⁺) (*m/z*): [M+H]⁺ calcd for C₁₇H₃₁O₆P₂ 393.1596. Found: 393.1598.

Tetraethyl (1,3-di-p-tolylpropane-2,2-diyl)bis(phosphonate) (3e). ^{31}P -NMR (162 MHz, CDCl_3) δ 24.49 (s). ^1H -NMR (400 MHz, CDCl_3) δ 7.32 (d, J 8.1 Hz, 4H, CHar), 7.04 (d, J 7.9 Hz, 4H, CHar), 3.99 (m, 8H, OCH_2CH_3), 3.28 (t, J 16.1 Hz, 4H, $\text{P-C}(\text{CH}_2)_2\text{-P}$), 2.30 (s, 6H, $\text{CH}_2\text{-Ar-CH}_3$), 1.13 (t, J 7.1 Hz, 12H, OCH_2CH_3). ^{13}C -NMR (101 MHz, CDCl_3) δ 136.09 (s, C_8), 133.69 (t, J 6.7 Hz, C_5), 131.72 (s, C_6), 128.13 (s, C_7), 62.30 (dd, J 5.3, 12 Hz, C_2), 48.94 (t, J 131.2 Hz, C_1), 37.36 (t, J 4.6 Hz, C_4), 21.14 (s, C_9), 16.22 (dd, J 5.1, 12.3 Hz, C_3). HRMS (TOF MS ES^+) (m/z): $[\text{M}+\text{H}]^+$ calcd for $\text{C}_{25}\text{H}_{39}\text{O}_6\text{P}_2$ 497.2222. Found: 497.2223.

Tetraethyl (2-(4-(bromomethyl)phenyl)ethane-1,1-diyl)bis(phosphonate) (2f). Tetraethylmethylene bisphosphonate (1 g, 3.48 mmol, 1 eq), 1,4-bis(bromomethyl)benzene (1.83 g, 6.96 mmol, 2 eq), sodium hydride 60% (0.208 g, 5.22 mmol, 1.5 eq). After separation on silica gel (AcOEt / MeOH 9.5:0.5), the mono derivative was obtained as a yellow oil (0.40 g, yield 25%), and the di derivative (**3f**) as a yellow oil (0.12 g, yield 5%). ^{31}P -NMR (162 MHz, CDCl_3) δ 22.76 (s). ^1H -NMR (400 MHz, CDCl_3) δ 7.30 (d, J 8.1 Hz, 2H, CHar), 7.25 (d, J 8.1 Hz, 2H, CHar), 4.41 (s, 2H, CH_2Br), 4.17-4.03 (m, 8H, OCH_2CH_3), 3.17 (td, J 16.4, 6.4 Hz, 2H, $\text{P-CH}(\text{CH}_2)\text{-P}$), 2.62 (tt, J 23.7, 6.4 Hz, 1H, PCHP), 1.25 (td, J 7.0 Hz, 12H, OCH_2CH_3). ^{13}C -NMR (101 MHz, CDCl_3) δ 140.16 (s, C_5), 136.20 (s, C_8), 129.55 (s, C_6), 129.11 (s, C_7), 62.68 (dd, J 22.42, 6.7 Hz, C_2), 39.10 (t, J 132.9 Hz, C_1), 33.56 (s, C_9), 31.15 (t, J 4.9 Hz, C_4), 16.33 (dd, J 6.6 Hz, C_3). HRMS (TOF MS ES^+) (m/z): $[\text{M}+\text{H}]^+$ calcd for $\text{C}_{17}\text{H}_{30}\text{O}_6\text{P}_2\text{Br}$ 471.0701. Found: 471.0704.

Tetraethyl (1,3-bis(4-(bromomethyl)phenyl)propane-2,2-diyl)bis(phosphonate) (3f). ^{31}P -NMR (162 MHz, CDCl_3) δ 23.85 (s). ^1H -NMR (400 MHz, CDCl_3) δ 7.40 (d, J 8.2 Hz, 4H, CHar), 7.27 (d, J 8.3 Hz, 4H, CHar), 4.42 (s, 4H, $2\text{CH}_2\text{Br}$), 4.05 – 3.94 (m, 8H, OCH_2CH_3), 3.31 (t, J 16.1 Hz, 4H, $\text{P-C}(\text{CH}_2)_2\text{P}$), 1.07 (t, J 7.1 Hz, 12H, OCH_2CH_3). ^{13}C -NMR (101 MHz, CDCl_3) δ 137.18 (t, J 6.5 Hz, C_5), 136.28 (s, C_8), 132.20 (s, C_6), 128.20 (s, C_7), 62.56 – 62.39 (m, C_2), 48.65 (t, J 131.5 Hz, C_1), 37.67 (t, J 4.6 Hz, C_4), 33.60 (s, C_9), 16.24 (t, J 6.5 Hz, C_3). HRMS (TOF MS ES^+) (m/z): $[\text{M}+\text{H}]^+$ calcd for $\text{C}_{25}\text{H}_{37}\text{O}_6\text{P}_2\text{Br}_2$ 653.0432. Found: 653.0433.

Tetraethyl (1-(p-tolyl)propane-2,2-diyl)bis(phosphonate) (6). Tetraethylethane-1,1-diylbisphosphonate (2 g, 6.62 mmol, 1 eq), 4-methylbenzyl bromide (2.57 g, 13.90 mmol, 1.2 eq), sodium hydride 60% (0.69 g, 17.37 mmol, 1.5 eq). After extraction with ACN (100mL) and hexane (3x50mL), the product was obtained as a pale yellow oil (3.22 g, yield 69%). ^{31}P -NMR (162 MHz, CDCl_3) δ 26.48 (s). ^1H -NMR (400 MHz, CDCl_3) δ 7.17 (d, J 8.0 Hz, 2H, CHar), 7.04 (d, J 7.8 Hz, 2H, CHar), 4.17 – 4.08 (m, 8H, OCH_2CH_3), 3.20 (dd, J 15.6, 13.8 Hz, 2H, $\text{PC}(\text{CH}_3)(\text{CH}_2)\text{P}$), 2.30 (s, 3H, $-\text{CH}_2\text{-Ar-CH}_3$), 1.40 (t, J 16.7 Hz, 3H, $\text{PC}(\text{CH}_3)(\text{CH}_2)\text{P}$), 1.25 (dt, J 17.4, 7.1 Hz, 12H, OCH_2CH_3). ^{13}C -NMR (101 MHz, CDCl_3) δ 136.11 (s, C_8), 133.02 (t, J 8.3 Hz, C_5), 131.51 (s, C_6), 128.19 (s, C_7), 64.72 – 62.58 (m, C_2), 42.38 (t, J 133.2 Hz, C_1), 37.22 (t, J 4.2 Hz, C_4), 21.11 (s, C_{10}), 16.51 – 16.33 (m, C_3), 16.16 (t, J 6.2 Hz, C_9). HRMS (TOF MS ES^+) (m/z): $[\text{M}+\text{H}]^+$ calcd for $\text{C}_{18}\text{H}_{33}\text{O}_6\text{P}_2$ 407.1752. Found: 407.1747.

Tetraethyl butane-2,2-diylbis(phosphonate) (7). Tetraethylethane-1,1-diylbisphosphonate (3 g, 9.93 mmol, 1 eq), 1-bromooctane (2.59 mL, 14.89 mmol, 1.5 eq), sodium hydride 60% (0.59 g, 14.89 mmol, 1.5 eq). After separation on silica gel (AcOEt / MeOH 9.5:0.5), a colorless oil was obtained (0.10 g, yield 3%). ^{31}P -NMR (162 MHz, CDCl_3) δ 27.52 (s). ^1H -NMR (400 MHz, CDCl_3) δ 4.18 (q, J 7.1 Hz, 8H, OCH_2CH_3), 2.01 – 1.83 (m, 2H, $\text{H}_3\text{C-C-CH}_2\text{CH}_3$), 1.41 (t, J 16.6 Hz, 3H, $\text{H}_3\text{C-C-CH}_2\text{CH}_3$), 1.32 (t, J 7.1 Hz, 12H, OCH_2CH_3), 1.08 (t, J 7.5 Hz, 3H, $\text{H}_3\text{C-C-CH}_2\text{CH}_3$). ^{13}C -NMR (101 MHz, CDCl_3) δ 63.07 – 62.10 (m, C_2), 41.09 (t, J 133.7 Hz, C_1), 26.30 (t, J 4.6 Hz, C_5), 16.61 – 16.42 (m, C_3), 16.33 (t, J 5.7 Hz, C_4), 9.50 (t, J 6.4 Hz, C_6). HRMS (TOF MS ES^+) (m/z): $[\text{M}+\text{H}]^+$ calcd for $\text{C}_{12}\text{H}_{29}\text{O}_6\text{P}_2$ 331.1439. Found: 331.1441.

Tetraethyl decane-2,2-diylbis(phosphonate) (8). Tetraethylnonane-1,1-diylbisphosphonate (0.2 mL, 0.49 mmol, 1 eq), iodomethane (0.03mL, 0.59 mmol, 1.2 eq), sodium hydride 60% in oil (0.02 g, 0.59 mmol, 1.5 eq). After extraction with DCM and water, a yellow oil was obtained (0.15 g, yield 75%). ^{31}P -NMR (162 MHz, CDCl_3) δ 27.52 (s). ^1H -NMR (400 MHz, CDCl_3) δ 4.17 (m, 8H, OCH_2CH_3), 1.81 (dd, J 32.9, 16.5 Hz, 2H, $\text{PC}(\text{CH}_2)\text{P}$), 1.54 (m, 2H, $\text{PC}(\text{CH}_2\text{CH}_2)\text{P}$), 1.42 (t, J 16.6 Hz, 3H, $\text{PC}(\text{CH}_3)\text{P}$), 1.33 – 1.26 (m, 22H,

OCH₂CH₃, PCPCH₂CH₂CH₂CH₂CH₂CH₂CH₂CH₂CH₂CH₃), 0.87 (t, *J* 6.9 Hz, 3H, -CH₂CH₃). ¹³C-NMR (101 MHz, CDCl₃) δ 62.50 (dd, *J* 15.6, 6.8 Hz, C₂), 40.96 (t, *J* 133.3 Hz, C₁), 33.35 (t, *J* 4.9 Hz, C₅), 31.89 (s, C₆), 30.38 (s, C₇), 29.30 (d, *J* 6.6 Hz, C₈, C₉), 24.57 (t, *J* 5.9 Hz, C₁₀), 22.69 (s, C₁₁), 16.80 (t, *J* 5.7 Hz, C₄), 16.57 – 16.42 (m, C₃), 14.12 (s, C₁₂). HRMS (TOF MS ES⁺) (*m/z*): [M+H]⁺ calcd for C₁₈H₄₁O₆P₂ 415.2378. Found: 415.2374.

Diethyl ((diphenylphosphoryl)methyl)phosphonate derivatives

Diphenylphosphine oxide (10). In a dry and nitrogen-flushed three-necked flask fitted with a condenser and a dropping funnel, were charged tetrahydrofuran (100 mL), chlorodiphenylphosphine (15 mL, 81.17 mmol, 1 eq) at 0 °C. Water (10 mL, 811.70 mmol, 10 eq) was then added dropwise into the flask through the dropping funnel, and the reaction mixture was stirred for two hours at room temperature. The THF was evaporated and the oil obtained was diluted in DCM (120 mL). The solution was washed with sodium bicarbonate (50 mL). The organic phase was dried over magnesium sulfate, filtered and concentrated. A white solid was obtained (14.43 g, 88%). ³¹P-NMR (162 MHz, DMSO-d₆) δ 18.52 (s). ³¹P-NMR (162 MHz, DMSO-d₆) δ 18.52 (d, *J* 481.4 Hz). ¹H-NMR (400 MHz, CDCl₃) δ 8.68 (s, 1H, P-H), 7.75 – 7.36 (m, 10H, CH_{ar}). ¹³C-NMR (101 MHz, CDCl₃) δ 132.68 (s, C₄), 131.50 (d, *J* 101.1 Hz, C₁, C_{1'}), 130.51 (d, *J* 11.4 Hz, C₂, C₆), 128.80 (d, *J* 12.5 Hz C₃, C₅).

Diphenylhydroxymethylphosphine oxide (11). In a dry and nitrogen-flushed two-necked flask with a condenser, were charged diphenylphosphine oxide (4.5 g, 68.84 mmol, 1 eq), *para*-formaldehyde (0.86 g, 82.61 mmol, 1.2 eq) and trimethylamine (3.90 mL, 89.49 mmol, 1.3 eq). The mixture was heated at 80 °C for five hours under stirring. Trimethylamine was evaporated and the solid was taken up in ethanol and heated for two (2) hours under stirring. After evaporation of the ethanol, a white powder was obtained (15.19 g, yield 94%). ³¹P-NMR (162 MHz, CDCl₃) δ 31.97 (s). ¹H-NMR (400 MHz, CDCl₃) δ 7.78 – 7.29 (m, 10H, CH_{ar}), 6.14 (sL, 1H, CH₂OH), 4.40 (s, 2H, CH₂OH). ¹³C-NMR (101 MHz, CDCl₃) δ 132.21 (d, *J* 2.7 Hz, C₄, C_{4'}), 131.47 (d, *J* 9.3 Hz, C₂, C₆), 130.90 (d, *J* 96.7 Hz, C₁), 128.69 (d, *J* 11.6 Hz, C₃, C₅), 61.25 (d, *J* 82.8 Hz, C₇).

(Diphenylphosphoryl)methyl 4-methylbenzenesulfonate (12). In a dry and nitrogen-flushed two-necked flask fitted with a condenser was charged diphenylhydroxymethylphosphine oxide (4.45 g, 18.07 mmol, 1 eq). Dichloromethane was added (50 mL) and the solution was cooled to 0 °C. Trimethylamine (2.64 mL, 18.97 mmol, 1.05 eq) was then added and the mixture was stirred for 30 min at room temperature. The solution was again cooled to 0 °C and *p*-toluenesulfonyl chloride (3.61 g, 18.97 mmol, 1.05 eq) was added. The reaction mixture was stirred for 30 min at 0 °C followed by overnight at room temperature. Water (100 mL) was then added and the mixture was extracted with dichloromethane (3 × 200 mL). After drying over magnesium sulfate and concentration, a white solid was obtained (6.95 g, yield 100%). ³¹P-NMR (162 MHz, CDCl₃) δ 25.81 (s). ¹H-NMR (400 MHz, CDCl₃) δ 7.75 – 7.40 (m, 12H, CH_{ar}), 7.27 – 7.25 (m, 2H, CH_{ar}), 4.60 (d, *J* 7.2 Hz, 2H, CH₂O), 2.42 (s, 3H, CH₃). ¹³C-NMR (101 MHz, CDCl₃) δ 145.67 (s, C₈), 132.95 (d, *J* 12.8 Hz), 131.60 (d, *J* 9.8 Hz), 130.62 (d, *J* 9.8 Hz), 130.11 (s), 129.65 (s), 128.99 (s), 64.85 (d, *J* 82.1 Hz), 21.91 (s, C₁₄).

(Bromomethyl)diphenylphosphine oxide (13). In a 500-mL two-necked flask fitted with a condenser were charged acetonitrile (240 mL), the diphenylphosphorylmethyl-*p*-toluenesulfonate (5.33 g, 12.93 mmol, 1 eq) and sodium bromide (5.67 g, 55.17 mmol, 4 eq). The mixture was heated at 100 °C for one week. After filtration and evaporation of the solvent, the solid obtained was recrystallized in ethanol (3 times). A white solid was obtained (2.65 g, yield 65%). ³¹P-NMR (162 MHz, CDCl₃) δ 27.15 (s). ¹H-NMR (400 MHz, CDCl₃) δ 7.83 – 7.75 (m, 4H, CH_{ar}), 7.62 – 7.45 (m, 6H, CH_{ar}), 3.80 (d, *J* 5.7 Hz, 2H, CH₂Br). ¹³C-NMR (101 MHz, CDCl₃) δ 132.70 (d, *J* 2.8 Hz, C₄), 131.57 (d, *J* 9.4 Hz, C₂, C₆), 130.10 (d, *J* 104.9 Hz, C₁, C_{1'}), 128.89 (d, *J* 12.2 Hz, C₃, C₅), 23.65 (d, *J* 69.6 Hz, C₇).

Diethyl ((diphenylphosphoryl)methyl)phosphonate (14). In a dry and nitrogen-flushed 25-mL three-necked flask equipped with a Dean Stark apparatus and condenser were charged bromométhyldiphenylphosphine oxide (1.04 g, 3.53 mmol, 1 eq) and triethylphosphite (0.72 mL, 4.24 mmol, 1.2 eq). The mixture was heated at 150°C for 48h under stirring. After cooling, vacuum distillation to remove excess triethylphosphite was done. After silica gel column chromatography (AcOEt/MeOH, 9:1), the desired product was obtained as a white solid (0.86 g, yield 69%). ³¹P-NMR (162 MHz, DMSO) δ 22.60 (d, *J* 14.4 Hz), 20.48 (d, *J* 14.4 Hz). ¹H-NMR (400 MHz, DMSO) δ 7.93 – 7.78 (m, 4H, CH_{ar}), 7.62 – 7.45 (m, 6H, CH_{ar}), 4.01 – 3.85 (m, 4H, 2CH₂CH₃), 3.41 (dd, *J* 20.6, 13.9 Hz, 2H, PCH₂P), 1.07 (t, *J* 7.1 Hz, 6H, 2CH₂CH₃). ¹³C-NMR (101 MHz, DMSO) δ 134.53 (dd, *J* 102.97 Hz, C₁), 131.47 (d, *J* 2.7 Hz, C₄), 131.10 (d, *J* 9.8 Hz, C₂, C₆), 128.93 (d, *J* 12.0 Hz, C₃, C₅), 61.40 (d, *J* 6.0 Hz, C₈, C₁₆), 27.53 (dd, *J* 129.8, 62.3 Hz, C₇), 15.95 (d, *J* 6.6 Hz, C₉).

Diethyl (2-(4-(bromomethyl)phenyl)-1-(diphenylphosphoryl)ethyl)phosphonate (15a). ³¹P-NMR (162 MHz, CDCl₃) δ 29.56-29.54 (bs), 23.00 (d, *J* 3.4 Hz). ¹H-NMR (400 MHz, CDCl₃) δ 7.92 – 7.85 (m, 2H), 7.80 – 7.70 (m, 2H), 7.60 – 7.35 (m, 6H), 7.15 (d, *J* 8.2 Hz, 2H), 7.00 (d, *J* 8.2 Hz, 2H), 4.41 (s, 3H), 4.04 – 3.71 (m, 4H), 3.41 – 3.09 (m, 2H), 2.08 – 1.98 (m, 1H), 1.05 (dt, *J* 21.7, 7.1 Hz, 6H). ¹³C-NMR (101 MHz, CDCl₃) δ 139.85 – 139.53 (m, C₁), 136.39 (s, C₁₄), 135.87 (s, C₁₁), 131.23 (dd, *J* 22.5, 9.4 Hz, C₂), 129.06 (d, *J* 30.1 Hz, C₃), 128.76 (d, *J* 6.4 Hz, C₁₃), 128.61 (d, *J* 12.0 Hz, C₁₂), 128.29 (d, *J* 12.3 Hz, C₄), 62.46 (dd, *J* 12.8, 6.8 Hz, C₈), 41.10 (dd, *J* 132.1, 58.3 Hz, C₇), 33.37 (s, C₁₆), 30.03 (s, C₁₀), 15.97 (d, *J* 6.4 Hz, C₉).

Diethyl (1-(diphenylphosphoryl)-2-(p-tolyl)ethyl)phosphonate (15b). ³¹P-NMR (162 MHz, CDCl₃) δ 29.86 (d, *J* 4.1 Hz), 23.29 (d, *J* 4.1 Hz). ¹H-NMR (400 MHz, CDCl₃) δ 8.00 - 7.85 (m, 2H), 7.85 - 7.65 (m, 2H), 7.54 – 7.33 (m, 6H), 6.92 (q, *J* 8.1 Hz, 4H), 4.04 – 3.73 (m, 4H), 3.35 – 2.95 (m, 2H), 2.24 (s, 3H), 1.27 (m, 1H), 1.04 (dt, *J* 19.0, 7.1 Hz, 6H). ¹³C-NMR (101 MHz, CDCl₃) δ 136.48 (dd, *J* 8.1, 4.4 Hz, C₁), 135.80 (s, C₁₁, C₁₄), 131.60 (dd, *J* 4.1, 2.9 Hz, C₂), 131.37 (d, *J* 9.3 Hz, C₃), 131.21 (d, *J* 9.1 Hz, C₁₂), 128.71 (d, *J* 22.4 Hz, C₄), 128.32 (dd, *J* 28.7, 12.1 Hz, C₁₃), 62.23 (dd, *J* 11.7, 6.8 Hz, C₈), 41.52 (dd, *J* 131.6, 58.2 Hz, C₇), 29.92 (dd, *J* 4.1, 2.0 Hz, C₁₀), 20.95 (s, C₁₆), 15.99 (dd, *J* 6.4, 0.8 Hz, C₉). HRMS (TOF MS ES⁺) (*m/z*) : [M+H]⁺ calcd for C₂₅H₃₁O₄P₂ 457.1692. Found: 457.1711.

Acknowledgements

This work was partially supported by a grant of the French Embassy in Niamey (NIGER).

Supplementary Material

Copies of spectra of compounds are provided in the supplementary material file available on the Publisher's website.

References

1. Menshutkin, N. *Ann. Chem. Pharmacol.* **1865**, *133*, 317.
2. Cremers, S., Drake, M.T., Hal Ebetino, F., Bilezikian, J.P., Graham, R., Russell, G. *Br J Clin Pharmacol.* **2019**, *85*, 1052.
<https://doi.org/10.1111/bcp.13867>

3. Rogers, M. J. ; Crockett, J. C.; Coxon, F. P.; Mönkkönen, J. *Bone* **2011**, *49*, 34.
<https://doi.org/10.1016/j.bone.2010.11.008>
4. Papapoulos, S. E. *Best Pract. Res. Clin. Endocrinol. Metab.* **2008**, *22*, 831.
<https://doi.org/10.1016/j.beem.2008.07.001>
5. Cremers, S.; Papapoulos, S. *Bone* **2011**, *49*, 42.
<https://doi.org/10.1016/j.bone.2011.01.014>
6. Russell, R. G. G. *Bone* **2011**, *49*, 2.
<https://doi.org/10.1016/j.bone.2011.04.022>
7. Russell, R. G. G.; Xia, Z.; Dunford, J. E.; Oppermann, U.; Kwaasi, A.; Hulley, P. A.; Kavanagh, K. L.; Triffitt, J. T.; Lundy, M. W.; Phipps, R. J. ; Barnett, B. L.; Coxon, F. P.; Rogers, M. J. ; Watts, N. B.; Ebetino, F. H. *Ann. N. Y. Acad. Sci.* **2007**, *1117*, 209.
<https://doi.org/10.1196/annals.1402.089>
8. Ebetino, F. H.; Hogan, A.-M. L.; Sun, S.; Tsoumpra, M. K.; Duan, X.; Triffitt, J. T.; Kwaasi, A. a; Dunford, J. E.; Barnett, B. L.; Oppermann, U.; Lundy, M. W.; Boyde, A.; Kashemirov, B. a; McKenna, C. E.; Russell, R. G. G. *Bone* **2011**, *49*, 20.
<https://doi.org/10.1016/j.bone.2011.03.774>
9. Binnemans, K.; Jones, P. T.; Blanpain, B.; Van Gerven, T.; Yang, Y.; Walton, A.; Buchert, M. J. *Clean. Prod.* **2013**, *51*, 1.
<https://doi.org/10.1016/j.jclepro.2012.12.037>
10. Massar, S; Ruberti, M. *Resources Policy* **2013**, *38*, 36.
<https://doi.org/10.1016/j.resourpol.2012.07.001>
11. Sulzer-Mossé, S.; Tissot, M.; Alexakis, A. *Org. Lett.* **2007**, *9*, 3749.
<https://doi.org/10.1021/ol0514121>
12. Viornerly, C.; Péchy, P.; Boegli, M.; Aronsson, B.-O.; Descouts, P.; Grätzel, M. *Phosphorus Sulfur Silicon Relat. Elem.* **2002**, *177* (1), 231.
<https://doi.org/10.1080/10426500108546631>
13. Li, G.; Wu, M.; Liu, F.; Jiang, J. *Synthesis* **2015**, *47*, 3783.
<https://doi.org/10.1055/s-0035-1560463>
14. Barney, R. J. ; Wasko, B. M.; Dudakovic, A.; Hohl, R. J. ; Wiemer, D. F. *Bioorg. Med. Chem.* **2010**, *18*, 7212.
<https://doi.org/10.1016/j.bmc.2010.08.036>
15. Göbel, R.; Richter, F.; Weichmann, *Phosphorus Sulfur Silicon Relat. Elem.* **1992**, *73*, 67.
16. SzaJ nman, S.H.; Rosso, V.S.; Malayil, L.; Smith, A.; Moreno, S.N.J. ; Docampo, R.; Rodriguez, J. B. *Org. Biomol. Chem.* **2012**, *10*, 1424.
<https://doi.org/10.1039/C1OB06602A>
17. Greiner, I.; Grün, A.; Ludányi, K.; Keglevich, G. *Heteroat. Chem.* **2011**, *22*, 11.
<https://doi.org/10.1002/hc.20648>
18. SzaJ nman, S.H.; Rosso, V.S.; Malayil, L.; Smith, A.; Moreno, S.N.J. ; Docampo, R.; Rodriguez, J. B. *Org. Biomol. Chem.* **2012**, *10*, 1424.
<https://doi.org/10.1039/C1OB06602A>

This paper is an open access article distributed under the terms of the Creative Commons Attribution (CC BY) license (<http://creativecommons.org/licenses/by/4.0/>)