



HAL
open science

An integrated closed system for fish-plankton aquaculture in Amazonian fresh water

S. Gilles, R. Ismiño, H. Sánchez, F. David, Juan Núñez, R. Dugué, M. Darias,
U. Römer

► **To cite this version:**

S. Gilles, R. Ismiño, H. Sánchez, F. David, Juan Núñez, et al.. An integrated closed system for fish-plankton aquaculture in Amazonian fresh water. *Animal*, 2014, 8 (8), pp.1319-1328. 10.1017/S1751731114001165 . hal-03025683

HAL Id: hal-03025683

<https://hal.umontpellier.fr/hal-03025683>

Submitted on 16 Sep 2021

HAL is a multi-disciplinary open access archive for the deposit and dissemination of scientific research documents, whether they are published or not. The documents may come from teaching and research institutions in France or abroad, or from public or private research centers.

L'archive ouverte pluridisciplinaire **HAL**, est destinée au dépôt et à la diffusion de documents scientifiques de niveau recherche, publiés ou non, émanant des établissements d'enseignement et de recherche français ou étrangers, des laboratoires publics ou privés.

An integrated closed system for fish-plankton aquaculture in Amazonian fresh water

S. Gilles^{1,2,3†}, R. Ismiño^{1,3}, H. Sánchez^{1,3}, F. David⁴, J. Núñez^{1,2}, R. Dugué^{1,2},
M. J. Darias^{1,2,3} and U. Römer^{1,5,6}

¹Laboratoire Mixte International – Evolution et Domestication de l'Ichtyofaune Amazonienne; ²Institut de Recherche pour le Développement (IRD), UMR 226 ISE-M, Institut des Sciences de l'Evolution de Montpellier, Université de Montpellier II, 34095 Montpellier, France; ³Instituto de Investigaciones de la Amazonia Peruana (IIAP), apartado postal 185, Iquitos, Peru; ⁴Ecole Nationale Supérieure Agronomique de Toulouse (ENSAT), 31326 Castanet Tolosan, France; ⁵Animal Research Group, Institute of Biogeography (UTIB), University of Trier, Department of Geo-Sciences, Universitätsstraße 15, 54286 Trier, Germany; ⁶Linteler Straße 19, 33334 Gütersloh, Germany

(Received 11 September 2013; Accepted 4 April 2014; First published online 22 May 2014)

*A prototype of an integrated closed system for fish-plankton aquaculture was developed in Iquitos (Peruvian Amazonia) in order to cultivate the Tiger Catfish, *Pseudoplatystoma punctifer* (Castelnaud, 1855). This freshwater recirculating system consisted of two linked sewage tanks with an intensive rearing unit (a cage) for *P. punctifer* placed in the first, and with a fish-plankton trophic chain replacing the filters commonly used in clear water closed systems. Detritivorous and zooplanktivorous fishes (Loricariidae and Cichlidae), maintained without external feeding in the sewage volume, mineralized organic matter and permitted the stabilization of the phytoplankton biomass. Water exchange and organic waste discharge were not necessary. In this paper we describe the processes undertaken to equilibrate this ecosystem: first the elimination of an un-adapted spiny alga, *Golenkinia* sp., whose proliferation was favored by the presence of a small rotifer, *Trichocerca* sp., and second the control of this rotifer proliferation via the introduction of two cichlid species, *Acaronia nassa* Heckel, 1840 and *Satanoperca jurupari* Heckel, 1840, in the sewage part. This favored some development of the green algae *Nannochloris* sp. and *Chlorella* sp. At that time we took the opportunity to begin a 3-month rearing test of *P. punctifer*. The mean specific growth rate and feed conversion ratio (FCR) of *P. punctifer* were 1.43 and 1.27, respectively, and the global FCR, including fish in the sewage part, was 1.08. This system has proven to be suitable for growing *P. punctifer* juveniles out to adult, and provides several practical advantages compared with traditional recirculating clear water systems, which use a combination of mechanical and biological filters and require periodic waste removal, leading to water and organic matter losses.*

Keywords: integrated multi-trophic aquaculture, closed fish-plankton system, *Pseudoplatystoma punctifer*, *Chlorella*, Cichlidae, sustainability

Implications

The objective of this work was to create a completely isolated and self-contained fish-rearing system that would be environmentally sustainable, combining effluent recycling with secondary fish production and simultaneously reducing work time and avoiding the use of filters. In terms of fish production, the prototype rearing system allowed us to obtain a suitable food conversion ratio for rearing *Pseudoplatystoma punctifer* (Castelnaud, 1855), and in addition fish from the sewage unit could also be considered for human consumption.

Introduction

Human populations will continue to grow in the future, especially in tropical developing nations, affecting tropical

ecosystems to some extent by virtue of the need for expansion of agricultural as well as aquacultural production (Laurance *et al.*, 2014). This suggests the necessity of developing production systems requiring fewer resources in order to reduce the ecological costs of human food production by (a) improved use of resources and (b) minimizing waste production and water pollution. To the latter end, alternative recirculating aquaculture systems have already been developed by the aquaculture industry in continental waters, for example those involving the construction of artificial freshwater wetlands using macrophytes (Culley *et al.*, 1981; Corpron and Armstrong, 1983; Schwartz and Boyd 1995; Lin *et al.*, 2003; Schulz *et al.*, 2003; Li *et al.*, 2007; Zachritz *et al.*, 2008; Martins *et al.*, 2010; Zhang *et al.*, 2011). Wetlands as recirculation filters have also been developed for large-scale shrimp aquaculture in brackish water (Tilley *et al.*, 2002), and for sea-water fish production

† E-mail: Sylvain.Gilles@ird.fr

(Hussenot *et al.*, 1998; Brown *et al.*, 1999). Furthermore, the integration of fish culture with vegetable cultivation, sometimes referred to as 'aquaculture hydroponics' (Naegel, 1977; Lewis *et al.*, 1978; Seawright *et al.*, 1998) or 'aquaponics' (Rakocy, 1999a and 1999b; Adler *et al.*, 2000) makes good ecological as well as economic sense.

Green water closed systems combining intensive rearing tanks and extensive rearing ponds have been tested in fresh water (Liao and Chen, 1983; Mires *et al.*, 1990; Diab *et al.*, 1992; Mires and Amit, 1992; Chin *et al.*, 1993; Hargreaves, 2006) in order to establish a food chain relevant to integrated multi-trophic aquaculture. But in these systems the rearing water is discarded at the end of the production cycle, because of its high concentration of phytoplankton and organic matter. In the partitioned aquaculture system (Drapcho and Brune, 2000; Brune *et al.*, 2001 and 2003; Turker *et al.*, 2003) intensive rearing units are coupled with a raceway containing high-density algae for ammonia removal and primary oxygen supply. In this case the phytoplankton needs to be continuously collected by a rolling filter in the sewage-treatment channel and removed from the system.

An alternative system was developed in Senegal (Gilles *et al.*, 2013), using brackish water for rearing the West African detritivorous and euryhaline tilapia, *Sarotherodon melanotheron heudelotii* Dumeril, 1858 (Pauly, 1976; Trewavas, 1983; Falk *et al.*, 2000). The fish were fed commercially manufactured pellets in the intensive part of the system, but were not supplied with food in the sewage ponds, obliging them to consume waste material (i.e. dead algae, feces, uneaten food) in order to mineralize this organic matter. However, it was necessary to regulate the increase in phytoplanktonic biomass resulting from fish excretion (Gilles *et al.*, 2008). Thus this system was a microcosm where a phytoplankton monoculture (*Chlorella* sp., 4 to 5 µm diameter, naturally seeded) was grazed by a zooplankton monoculture (*Brachionus plicatilis* Müller, 1786, naturally seeded) in a pond located apart from the main circulation. In this system the water was completely recycled, compensating only for evaporation, and the sediment from the zooplankton pond was partially recycled.

The main difficulty within outdoor green-water ponds in high-latitude climates lies in keeping the phytoplanktonic population stabilized independent of seasonal changes in temperature and light (Sevrin-Reyssac, 1997; Brune *et al.*, 2003). For this reason tropical regions are more suitable for outdoor green water aquaculture systems. In addition, fresh- and sea-water outdoor rearing systems can potentially be colonized by a large range of phytoplanktonic species depending on environmental parameters (i.e. pH, CaCO₃ concentration, eutrophication level), while phytoplankton diversity is lower in brackish-water environments. In this regard, in brackish water it seems to be more appropriate to select the small green algae of the genus *Chlorella* (Witt *et al.*, 1981), which are the most suitable for this kind of rearing system because of their high purification and growth-rate efficiency (Neori *et al.*, 2004; Gilles *et al.*, 2008). Moreover, high levels of dissolved inorganic carbon stimulate spontaneous *Chlorella* sp. development in photosynthetic

suspended aquaculture systems (King, 1970; Drapcho and Brune, 2000; Makarevičienė *et al.*, 2011). Furthermore, these algae are able to develop even under low light intensity (Pipes and Koutsoyannis, 1961; Sevrin-Reyssac, 1997), which could be advantageous during cloudy periods.

In this paper we describe a new prototype, based on the Senegal system but run using fresh water and tested on the grow-out stage of the Amazonian Tiger Catfish, *Pseudoplatystoma punctifer* Castelnau, 1855 (formerly identified as *P. fasciatum* Linnaeus, 1766, e.g. by Núñez *et al.*, 2008 and 2011) in the intensive part of the circuit. This fish is of major importance for the diversification of South American aquaculture. It is reared in Brazil, and grown out in semi-intensive ponds and intensive floating cages (Bicudo *et al.*, 2012). Detritivorous and zooplankton-feeding fish were included in the sewage part of the system. We focus first of all on the difficulties of finding an effective composition for the ecosystem (ecological balance). Second, we describe the stabilization of the rearing system with food input (forcing), its performance, and its nitrogen budget, all during the 3-month period from August to November 2012. The major challenges of this integrated production were, (i) to minimize the use of water, thus permitting the system to be filled with ground water alone, (ii) to use the waste to increase fish production, (iii) to minimize work time required by avoiding the need for filter cleaning and (iv) to create a rearing environment less susceptible to pathogen introduction and proliferation than a classic clear water closed system.

Material and methods

Description of the prototype

The prototype was developed at the Instituto de Investigaciones de la Amazonía Peruana (IIAP) center at Quistococha, Iquitos (03° 45' S, 73° 10' W), Peru. It operated as a closed recirculating system (Figure 1), housed in a greenhouse with mosquito net protection, and employing two connected lined wooden sewage tanks (T1 and T2 – extensive or sewage part) with a cage (intensive part) containing *P. punctifer* juveniles suspended in the first. Two lined wooden zooplankton tanks (Z) were connected in parallel with the main circuit (T1 and T2) following (Gilles *et al.*, 2013), in order to eventually control the phytoplankton biomass. Each sewage tank had a useable volume of 3 m³ of water (4 m long × 1.5 m wide × 0.5 m deep) and the cage a useable volume of 0.24 m³ (1.25 m long × 0.6 m wide × 0.32 m deep). The free space around and beneath the cage permitted water circulation. The mesh size of the cage netting was 5 mm. An aeration (stripping) column (2500 mm high, 200 mm diameter) was installed in the water feed to tank 1 (Figure 1). Two re-circulating 260-W pumps were used in alternation. The flow rate was 20 m³/h and the retention time (in hours) was 0.15 in each tank (T1 and T2) and 0.3 in the circuit as a whole (T1 + T2). A 12 m³/h blower allowed water mixing in order to avoid stratification of the water and reduce sedimentation of detritus and phytoplankton. A well supplied fresh ground water to compensate for evaporation from the circuit.

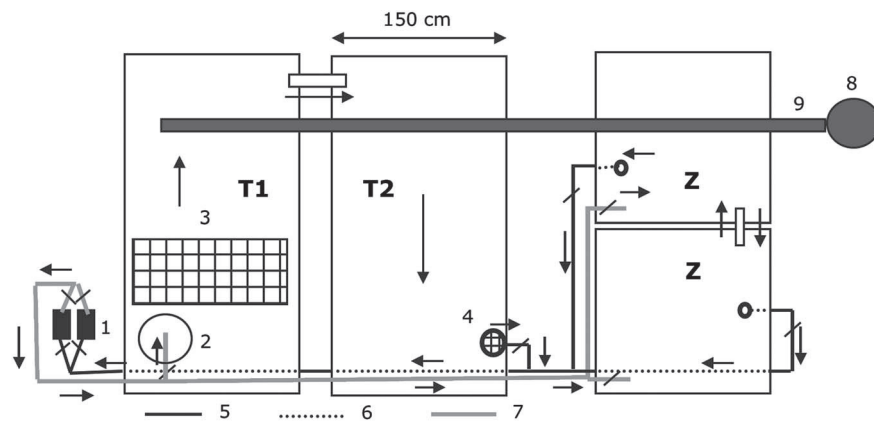


Figure 1 Schematic view of the prototype: T1 and T2 = tank 1 and tank 2, Z = zooplankton tanks, 1 = pumps, 2 = stripping column, 3 = cage, 4 = filter, 5 = draft tube, 6 = draft tube under the tanks, 7 = backflow tube, 8 = blower, 9 = air supply tube.

Table 1 Fish from the sewage section

Family	Species	Author/date
Cichlidae	Cichlasomatinae: <i>Acaronia nassa</i>	Heckel, 1840
	Geophaginae: <i>Satanoperca jurupari</i>	Heckel, 1840
Loricariidae	<i>Glyptoperichthys punctatus</i>	Kner, 1854
	<i>Glyptoperichthys scrophus</i>	Cope, 1874
	<i>Liposarcus pardalis</i>	Castelnau, 1855
	<i>Acanthicus hystrix</i>	Spix and Agassiz, 1829
	<i>Ancistrus</i> (undescribed species)	Kner, 1854

Study periods

The study covered an 18-month initial period, from January 2011 to August 2012, during which we aimed to establish a stable and efficient biological (ecological) composition within the system. Once the system was stabilized, its productivity was assessed over a second, 3-month period, from August 21 to November 23, 2012.

Biological material: fish

The Tiger Catfish (*P. punctifer* Castelnau, 1855) has previously been used in aquaculture and in our experiments under the name *Pseudoplatystoma fasciatum* Linnaeus, 1766. We follow Buitrago-Suárez and Burr (2007) in the basic identification of the up to 1 m long species of the genus. But conclusions drawn in García-Dávila *et al.* (2013) indicate that all the specimens used in our study belong to the more abundant genetic cluster 1 identified within what is thought to actually represent the species *P. punctifer*. Specimens used during the second period were obtained from a single brood ($n = 46$), hatched at IAP's hatchery in April 2012 (and hence 4.5 months old). These fish consumed floating pellet food, and their phase of expressing cannibalistic behavior was over. In the sewage part representatives of two families of fish, Loricariidae (armored catfish) and Cichlidae (Table 1), were involved in the mineralization of organic matter (dead algae, feces, uneaten food) and in zooplankton feeding. The idea of using armored catfish – which are mainly periphyton grazers – in the sewage part

was to establish whether they could also consume and mineralize dead algae from the bottom of the tanks. At the beginning of the first study period (January 2011) we introduced specimens of *Glyptoperichthys scrophus* Cope, 1874 ($n = 12$) and *Glyptoperichthys punctatus* Kner, 1854 ($n = 6$). According to Fishbase (www.fishbase.org, as at December 15, 2013), both species are adaptable omnivores that eat a large variety of foods as well as being very good algae eaters. In September 2011, 43 specimens of an unidentified species of *Ancistrus* Kner, 1854 were introduced into the system in order to encourage organic matter degradation. These fish are periphyton and microbenthos grazers (Evers and Seidel, 2005; Seidel and Evers, 2005). Specimens of *Liposarcus pardalis* Castelnau, 1855 ($n = 19$), and *Acanthicus hystrix* Spix and Agassiz, 1829 ($n = 9$) were incorporated into the ecosystem in March 2012. These species are grazers that feed on algae (periphyton), detritus, and opportunistically on small invertebrates as well (Fisch-Muller, 2003). Additional summarized details of the life history of suckermouth catfishes (the group to which the above-mentioned species used in our experiments belong) can be found in Evers and Seidel (2005) and Seidel and Evers (2005).

At the beginning of the project an undetermined cichlid species of the genus *Aequidens* Eigenmann and Bray, 1894 and two species of *Apistogramma* Regan, 1913, *A. agassizii* (Steindachner, 1875) and *A. bitaeniata* Pellegrin, 1936, were used experimentally in order to control the development of zooplankton, but without any success. Detailed information

on the natural history of *Aequidens* species are published by Stawikowski and Werner (1998), on that of the *Apistogramma* species by Römer (2000 and 2006). Therefore juveniles of the cichlid species *Acaronia nassa* Heckel, 1840 ($n = 39$), and *Satanoperca jurupari* Heckel, 1840 ($n = 60$) were introduced into the system in August 2012, at the beginning of the second period, with the objective of eliminating an undetermined rotifer of the genus *Trichocerca* Lamarck, 1801. Adult and semi-adult (mature but not fully grown) individuals of these cichlid species used in our study are primarily carnivorous (Stawikowski and Werner, 1987, 1998 and 2004; Goulding *et al.*, 1988; U.R., personal observation). Wayne (1985) performed stomach contents analyses on 82 specimens of *A. nassa* and confirmed the carnivorous lifestyle of this fish: palemonid shrimps, dragonfly larvae and small fish were most commonly found. It is a solitary, lurking predator that hovers near the bottom and captures prey by the sudden protrusion of its huge mouth (Wayne, 1985; Stawikowski and Werner, 1987 and 1998). *Satanoperca jurupari*, does not, despite its common name of 'earth eater', eat earth, but sticks its snout into the substrate and takes in mouthfuls which it sifts for tiny pieces of food from the mud and sand of the river bed (Weidner, 2000; Lucanus, 2009). This food includes fruit seeds, crustaceans, insects and their larvae (Weidner, 2000; Stawikowski and Werner, 2004).

Monitoring of physicochemical parameters

Water temperature (°C), dissolved oxygen (DO) concentration (mg/l O₂) and pH were measured in the tanks twice a day, at 0700 (before sunrise) and 1500, using a CyberScan DO 300/310 dissolved-oxygen and temperature meter (Eutech Instruments, Singapore) and a Hanna HI 9025 pH meter (Hanna Instruments Inc., RI, USA). Dissolved N-NH₄⁺ + N-NH₃, N-NO₂⁻ and N-NO₃⁻ levels (mg/l) were assessed by colorimetric methods using a Hanna C203 photometer (Hanna Instruments Inc.) after vacuum filtration using Whatman GF/F membrane filters (0.7-µm pore size, Ø 47 mm; Florham Park, NJ, USA). Light intensity (Wh/m² per day) in the greenhouse, above the water's surface, was measured with an SP Lite 2 pyranometer (Kipp & Zonen, Delft, The Netherlands) every 10 s.

Monitoring of biological parameters

Specific compositions of phytoplankton were determined using an Olympus CX41 microscope (100× magnification, 0.65× eyepiece; Olympus, Shinjuku, Tokyo, Japan). Algal density (AD) was determined by colorimetric methods using a Hanna C203 photometer (Hanna Instruments Inc.), with the ammonia medium range program at 420-nm wavelength and a tungsten lamp source. A calibration curve was established by comparing the optical density (OD) measured with the photometer and the actual AD, which was assessed from counts using a Malassez cell and an Olympus CX41 microscope (20× magnification; Olympus). In order to compute the mean AD, each sample count was performed on 12 optical fields, of which the highest and the lowest algal

densities were removed. The observed relationship between OD and AD (cells/ml) was:

$$AD = 1.125 e^{2.0620D}, r^2 = 0.9918, df = 3$$

AD was also estimated using a Secchi disk. Rotifer densities (individuals/ml) were determined from counts made under an Olympus SZX9/12 stereomicroscope (Olympus). As with the algae, counts were performed on 12 × 50 µl samples, with the highest and lowest values being discarded. All fish were netted out and weighed individually using a 0.1-g precision scale balance (Jinan Jinzhong Electronic Scale Co., Ltd, Shandong, China, Model 3 S/new SU-15). *P. punctifer* from the cage were weighed on days 0, 17, 43, 66 and 91 of the second period. The fish were sorted and a number of the smallest individuals ($n = 16$) removed on day 43 in order to reduce the biomass in the cage. All Loricariidae and Cichlidae from the sewage part were weighed at the beginning and end of the second period.

Fish feeding and growth during the second period

The extruded pellets (Puripaiche 45[®]) used to feed *P. punctifer* during the study contained 45% protein, 10% lipids, 2.5% fiber, 12% ash and 12% moisture. The daily feeding rate was 3% of BW from day 0 to day 43, and 2.8% of BW from day 44 to day 91. Floating food, well accepted by *P. punctifer* (S.G. and U.R., personal observation) allowed monitoring of the effective food intake by the fish. Fish growth was evaluated using the daily growth index (DGI):

$$DGI = (ww_2^{1/3} - ww_1^{1/3}) \times (t_2 - t_1)^{-1} \times 100$$

and the specific growth rate (% ww/day):

$$SGR = (\ln ww_2 - \ln ww_1) \times (t_2 - t_1)^{-1} \times 100$$

where ww_1 and ww_2 are the mean individual wet weights (g) of fish at times t_1 and t_2 (days), respectively.

Evaluation of the nitrogen budget during the second period.

To assess the nitrogen (N) budget in the system the following equations were used:

$$N_{input} = N_{period\ end} - N_{period\ start}$$

(since the system operating implies no sedimentation, no waste discharge, and no N gaseous lost) where, in the overall circuit:

$$N_{input} = N_{food}$$

$$N_{period\ start} = N_{initial\ algae} + N_{initial\ dissolved\ in\ water} + N_{initial\ fish}$$

$$N_{period\ end} = N_{final\ algae} + N_{final\ dissolved\ in\ water} + N_{final\ fish}$$

$$N_{food} = (N_{final\ algae} - N_{initial\ algae}) + (N_{final\ dissolved\ in\ water} - N_{initial\ dissolved\ in\ the\ water}) + (N_{final\ fish} - N_{initial\ fish})$$

$$N_{food} = N_{fish\ retention} + N_{fish\ excretion}$$

$$N_{fish\ retention} = N_{final\ fish} - N_{initial\ fish}$$

$$N_{fish\ excretion} = (N_{final\ algae} - N_{initial\ algae}) + (N_{final\ dissolved\ in\ water} - N_{initial\ dissolved\ in\ the\ water})$$

A bibliographic approach was employed in the nitrogen (N) budget assessment, using the Channel Catfish, *Ictalurus punctatus* Rafinesque, 1818 (a siluriform comparable to *P. punctifer*), N retention (%) of N consumed (Small, 2006), the tilapia (cichlid) N retention (%) of N consumed (Beveridge *et al.*, 1991), and the N composition of *Chlorella* sp. (Gilles *et al.*, 2013). The N retention of the Channel Catfish was 36.3%, with a 36% protein floating catfish food, and a FCR of 1.24. Given that 63.7% N consumed by *P. punctifer* was excreted and then consumed by omnivorous fish in the sewage part (mainly cichlids, whose weight gain increased significantly), with a 47% N retention, it is possible to check if the N excreted by sewage fish corresponds to N dissolved plus N included in phytoplankton (last equation). Using the same protocol for measuring the OD as was employed in Senegal (Gilles *et al.*, 2013), with the same or closely related alga species (*Chlorella*), it is possible to establish a relationship between OD and N amount corresponding to the phytoplankton density.

Results

First study period

The first objective using this new prototype in fresh water was to stabilize a phytoplankton population in the closed recirculating system, avoiding any accumulation of sediment and anaerobic conditions resulting from organic matter decomposition. Some seeding was performed in the system using samples from natural green water pools in order to try and establish a phytoplankton population. But during this first period the proliferation of a small rotifer, *Trichocerca* sp., which spontaneously appeared in the system, prevented the development of small green algae such as *Chlorella* sp. Instead this zooplankton favored the proliferation of an undetermined large spiny alga of the genus *Golenkinia* Chodat, 1894, whose growth was unstable and which had a tendency to flocculate, causing the recirculating closed system to become inoperative.

After the alga *Golenkinia* sp. had been eliminated via sterilization using chlorinated water, we were able to introduce two undetermined phytoplanktonic species of the genera *Nannochloris* Naumann, 1921 (\varnothing 3 μ m) and *Chlorella* Beijerinck, 1890 (\varnothing 9 μ m) into the circuit. Some small algae of the genus *Scenedesmus* Meyen, 1829 were also observed occasionally but eventually disappeared. But these green algae populations remained unstable as a result of predation by the rotifer. We soon observed green feces produced by the Loricariidae, and no sedimentation, indicating that these fish were actively consuming dead algae. From January 2011 to August 2012 the mean individual biomass (MIB) of *G. scrophus* increased from 120.8 g to 149.7 g, with a survival rate (SR) of 92% (initial and final biomass of 1450 g and 1653 g, respectively), while the MIB of *G. punctatus* increased from 95.6 to 128.1 g with an SR of 67% (initial and final biomass of 574 and 515 g, respectively). From September 2011 to August 2012 the MIB of *Ancistrus* sp. decreased from 58.0 to 56.3 g with an SR of 56% (initial and final biomass of 2494

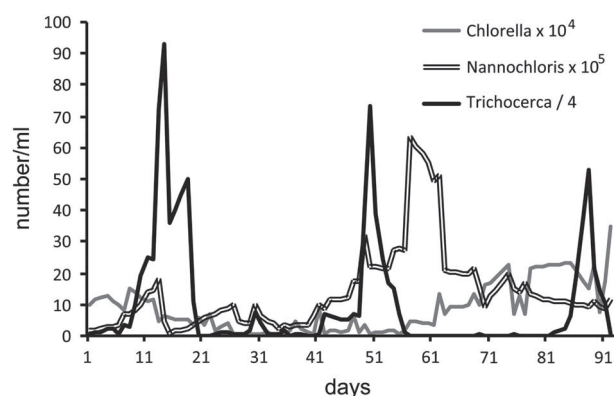


Figure 2 Temporal evolution of algal and rotifer densities in the water of the recirculating system during the second study period.

and 1356 g, respectively). From March 2012 to August 2012 the MIB of *Liposarcus pardalis* remained stable, from 258.0 to 258.1 g, with an SR of 74% (initial and final biomass of 4902 and 3629 g, respectively), and the MIB of *Acanthicus hystrix* increased from 6.2 to 14.5 g with an SR of 89% (initial and final biomass of 56 and 116 g, respectively).

Second study period

The introduction of the cichlids *A. nassa* and *S. jurupari* at the beginning of the second period (day 0) was followed by the progressive disappearance of the rotifer *Trichocerca* sp. (Figure 2) and the continuous population development of the two species of the genera *Chlorella* and *Nannochloris*, with episodic low-level colonization by specimens of the genus *Scenedesmus*. Successive rotifer blooms, followed by extinctions, indicated significant predation on this zooplankton (Figure 2). The decrease from rotifer bloom peaks indicates progressive loss of regeneration capability associated with progressive reduction in the number of dormant eggs produced during each predation event. Two months after the end of the study period the *Trichocerca* sp. population had completely disappeared, and the alga *Nannochloris* sp. became scarce. Thanks to the continuing low phytoplankton concentration (3×10^5 cells/ml), regulation of the algal biomass by additional zooplankton tanks was not necessary during this period. Consequently, no waste accumulation (dead algae) was observed, contrary to what has been observed in brackish water in association with the use of zooplankton ponds (Gilles *et al.*, 2013). Water exchange was not necessary, with only some compensation for evaporation required. Integral recycling was effective.

Physicochemical and biological parameters

Figure 3 shows the relationship between DO at 1500 and the daily light intensity during the second period. Limits for values of dissolved total ammonia nitrogen (TAN), N-NO_2^- and N-NO_3^- and their evolution during the study period are shown in Table 2 and Figure 4. On day 32 the highest level of TAN (4.16 mg/l) was achieved and corresponded to the lowest level of OD (Figure 5). The following day the algal growth started to recover, and the TAN concentration

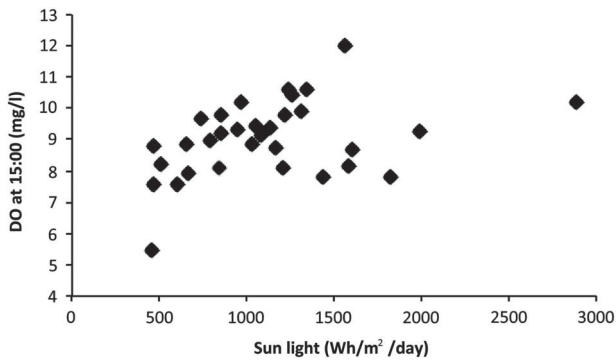


Figure 3 Relationship between sunlight intensity (Wh/m² per day) in the greenhouse and dissolved oxygen (DO) in the water of the recirculating system.

Table 2 Physicochemical parameters of the water in the recirculating system and light intensity

Mean daily water temperature (°C)	24.0 to 33.4
Mean DO (mg/l) at 0700 and 1500 h	7.4 ± 1.1 and 8.3 ± 1.4
Mean pH at 0700 and 1500 h	6.5 ± 0.4 and 8.8 ± 0.7
N-NH ₄ ⁺ /NH ₃ (TAN; mg/l)	From 0.4 to 4.2
N-NO ₂ ⁻ (mg/l)	From 0.0 to 1.9
N-NO ₃ ⁻ (mg/l)	From 2.9 to 24.3
Mean sunlight intensity (Wh/m ² per day)	From 450 to 2880

DO = dissolved oxygen; TAN = total ammonia nitrogen; Wh = watts × hours.

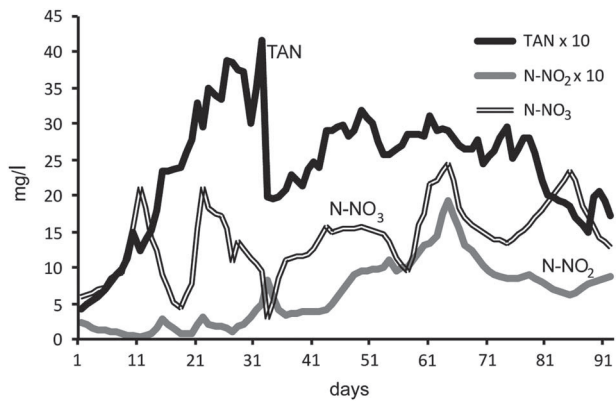


Figure 4 Temporal evolutions of total ammonia nitrogen (TAN), N-NO₂⁻ and N-NO₃⁻ dissolved in the water of the recirculating system during the second study period.

decreased from 4.16 to 1.98 mg/l. During the last 2 months of the study period the progressive development of the algal biomass coincided with a progressive decrease in the TAN and N-NO₃⁻ concentrations, while the N-NO₂⁻ concentration remained stable (Figures 4 and 5).

Fish productivity during the second period

Results of fish production were obtained during the stabilization of the artificial ecosystem (Table 3), which did not affect *P. punctifer* growth in the cage (Figure 6). The total food distributed during this period was 6320 g, equivalent to 5.4 g/m² per day at the beginning and 10.8 g/m² per day at the end of the trial for the whole prototype.

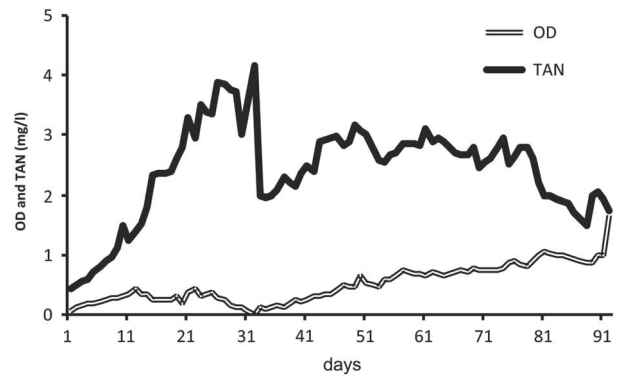


Figure 5 Temporal evolution of optical density (OD) as algal concentration and total ammonia nitrogen (TAN) dissolved in the water of the recirculating system during the second study period.

Table 3 Performance and productivity of the system during the second period (2012)

Growth period (days)	91
Initial <i>Pseudoplatystoma punctifer</i> MIB in the cage (g)	47
Final <i>P. punctifer</i> MIB in the cage (g)	224
Total <i>Pseudoplatystoma punctifer</i> biomass produced (g)	4963
Total fish biomass produced in the system (g)	5543
Productivity of the system (kg/m ² per year)	1.7
DGI in the cage	2.71
SGR in the cage (%)	1.43
<i>Pseudoplatystoma punctifer</i> FCR in the cage	1.27
Global FCR in the system	1.08
<i>Pseudoplatystoma punctifer</i> survival in the cage (%)	92.8
Average daily water evaporation (% total water volume)	0.4
Specific water consumption (liters/kg fish produced)	373

MIB = mean individual biomass; DGI = daily growth index; SGR = specific growth rate; FCR = food conversion ratio.

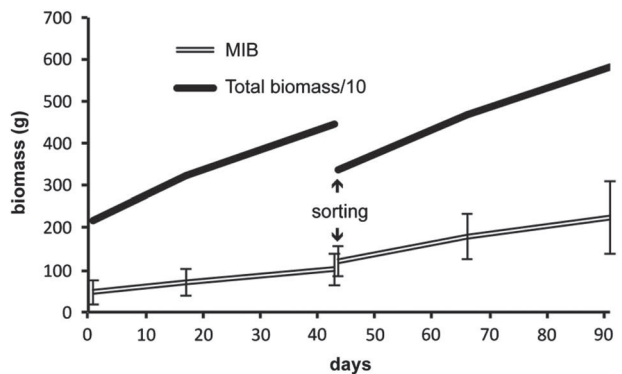


Figure 6 Temporal evolution of mean individual biomass (MIB) and total biomass of *Pseudoplatystoma punctifer* during the second study period.

Pseudoplatystoma punctifer initial and final biomass was 2177 and 5828 g, respectively (and 1104 g were also removed during the sorting). Global final fish density in the system was 1.2 kg/m² or 2.4 kg/m³, and 24.3 kg/m³ in the cage. Sewage fish productivity was 0.8 kg/m² per year. A drop in the DGI from 3.05 to 1.86 together with a rise in the coefficient of variation from 29.9% to 38.9% and in the

Table 4 Cichlid and Loricariid performances in sewage tanks during the second period

	IMIB (g)	FMIB (g)	SR %	IB (g)	FB (g)
<i>Acaronia nassa</i> T1	9.0	38.5	70	216	616
<i>Acaronia nassa</i> T2	8.0	7.0	79	116	82
<i>Satanoperca jurupari</i> T1	1.3	11.0	33	40	110
<i>Satanoperca jurupari</i> T2	1.3	3.5	53	38	56
<i>Glyptoperichthys scrophus</i>	149.7	167.8	100	1647	1846
<i>Glyptoperichthys punctatus</i>	128.1	147.5	100	512	590
<i>Liposarcus pardalis</i>	258.1	258.6	100	3613	3620
<i>Acanthicus hystrix</i>	14.5	15.5	100	116	124
<i>Ancistrus</i> sp.	56.3	58.6	92	1351	1289

IMIB = initial mean individual biomass; FMIB = final mean individual biomass; SR = survival rate; IB = initial biomass; FB = final biomass; T1 and T2 = tank 1 and tank 2.

FCR from 1.15 to 2.05 was observed for *P. punctifer* during the periods from 43 to 66 and from 67 to 91 days (Figure 6).

The initial biomass of the cichlids in the sewage unit was 410 g, and their final biomass was 864 g. Cichlid growth was higher in the first tank (Figure 1, T1), which included the *P. punctifer* rearing cage, compared with that in the second (Figure 1, T2), dedicated solely to sewage (Table 4). The initial biomass of Loricariidae was 7240 g, their final biomass 7469 g. Their growth and SRs were similar in tanks 1 and 2. Mean daily evaporation in the closed system was 4% of the water volume, and the total biomass produced during the period was 5848.8 g. So the specific water consumption was 373 l/kg of fish produced.

Evaluation of the nitrogen budget during the second period

The N amount included in the food was 455 g, 165.4 g of which was retained by *P. punctifer* and 289.4 g excreted, using the Channel Catfish retention rate (Small, 2006). On the basis that N excreted by *P. punctifer* was retained by sewage fish, directly eating feces, dead algae, and bacteria, and indirectly consuming dissolved N (urine), then using a retention rate of 43% (Beveridge *et al.*, 1991), the N amount retained by the sewage fish was 136.0 g, and 153.4 g excreted. The relationship established between OD and the concentration of N phytoplanktonic in the water permitted calculation of the amount of N retained by algae during the period as 71.2 g. The difference between final N and initial N dissolved in the water (TAN + N-NO₂ + N-NO₃) was 64.9 g. So the total N amount in the water (phytoplanktonic + dissolved) was 136.2 g. Thus the error in the estimation of the N budget was: $N_{\text{fish excretion}} - N_{\text{in the water}} = 17.2$ g. This error represents 3.9% of the total final N amount in the system.

Discussion

Physicochemical and biological parameters

A high water flow rate into the stripping column induced intense gas exchange and so dampened the effects of photosynthesis (O₂ production, H₂CO₃ consumed) and

Table 5 Comparison of *Pseudoplatystoma punctifer* rearing performances between classic clear water (Bicudo *et al.*, 2012) and green water (present data) closed systems

	Clear water	Green water
Period (days)	49	91
Initial MIB (g)	113	61
Final MIB (g)	237	224
FCR	1.3	1.27
SGR (% per day)	1.5	1.43
Initial density in cage (kg/m ³)	5	9.1
Final density in cage (kg/m ³)	10.5	24.3
Final global density (kg/m ³)	2.5	2.4

MIB = mean individual biomass; FCR = food conversion ratio; SGR = specific growth rate.

Initial MIB and SGR in green water calculated taking account of the sorting at day 43.

respiration (H₂CO₃ production), showing low DO and pH level differences between morning and afternoon (Table 2). Values of DO at 1500 depended on the sunlight intensity during the few minutes before measuring, which explains why we observed a high degree of DO-value variation for a given level of daily light energy (Figure 3). But we observed good DO concentrations at low levels of light intensity (500 Wh/m² per day), confirming that *Chlorella* sp. is a low light intensity tolerant alga (Pipes and Koutsoyannis, 1961). Phytoplankton concentration (OD) increased slowly from day 33 to the end of the second study period with acceleration during the last days (Figure 5), which corresponds to a decrease in TAN and overall N-NO₃ concentrations (Figure 4). So N absorption by phytoplankton worked correctly in our system. The quasi equilibrate N budget demonstrates good fish excretion recycling by the system, and explains why the global FCR was much better than that obtained in brackish water (1.08 v. 1.69) (Gilles *et al.*, 2013).

Differences in phytoplankton characteristics between fresh and brackish water

Important differences in phytoplanktonic concentration were observed between the prototype freshwater ecosystem (30 × 10⁵ cells/ml, OD = 1.5, Secchi disk 15 to 18 cm) and the brackish-water system of Gilles *et al.* (2013) (25 × 10⁶ cells/ml, OD = 4.5, Secchi disk 6 to 7 cm). *Nannochloris* sp. in brackish water measured 4 to 5 μm in diameter and rapidly individualized after division, whereas the diameter of the dominant Amazonian *Chlorella* sp. was 9 μm and remained aggregated after division until the 16-cell stage. The mineralization level of the water in Amazonian rivers is very low (Ca⁺⁺: 4.9 mg/l, Mg⁺⁺: 1.1 mg/l, Na⁺: 2.3 mg/l, K⁺: 0.85 mg/l, Cl⁻: 1.3 mg/l) (Moquet *et al.*, 2011) and also in Amazonian ground water, whose Ca⁺⁺ concentration is below 20 μg/l (Brinkmann and Dos Santos, 1973). In Senegal high hardness (Ca + Mg, 69 mg/l) and medium salinity (15 g/l NaCl) favored the bloom of *Chlorella* (Witt *et al.*, 1981; Makarevičienė *et al.*, 2011; Gilles *et al.*, 2013). So the low level of mineral nutrients available in Amazonian waters

appears to be the reason why the phytoplankton concentration remained low in the prototype discussed here. Nevertheless monocultures of the same phytoplankton genus occupied both environments because of the high level of dissolved inorganic carbon (King, 1970; Turker *et al.*, 2003; Makarevičienė *et al.*, 2011) generated by the fish biomass.

Fish productivity

Bicudo *et al.* (2012) tested the performances of juveniles of *P. fasciatus* in a clear water recirculating system, where they were fed with different levels of corn gluten meal. In spite of the different feeding protocols and rearing conditions, growth and food conversion performances during Bicudo's experiment were similar to those in our prototype (Table 5). So we can conclude that our closed system in green water works as well as a classic recirculating system in clear water. In the sewage part we observed an important difference in biomass increase between Loricariidae and Cichlidae. It is unclear whether this effect was caused by better growth potential in the latter, or resulted from differences in feeding patterns corresponding to different levels in the trophic chain. The two cichlid species used in the sewage part are carnivorous and active zooplankton feeders, but we do not actually know whether only one or both groups of fish eliminated the rotifer and thus allowed stabilization of the ecosystem.

The specific water consumption

We observed an important difference between fresh (prototype system) and brackish water (Gilles *et al.*, 2013) in the specific water consumption: 373 v. 799 l/kg fish produced, respectively. The surface area/volume ratio was much higher in the brackish water prototype, and the very dry air (low hygrometric level) and high temperature in Senegal also explain this difference. The specific water consumption in the zero-discharge tilapia recirculation system of Shnel *et al.* (2002) was much lower (190 v. 373 l in the present study). This system employed biological filters and featured an anoxic stage where sludge was biologically digested and nitrate was reduced to nitrogen gas. In addition, the high final fish density in this system (61.8 kg/m³) explains the differences in specific water consumption observed between the two systems. However, the FCR in the tilapia system was much higher than in our prototype (2.03 v. 1.02), and linked to the loss of nitrogen (gas).

Conclusion

The system described here had a very low maintenance requirement since there was no need for filtering equipment and no sedimentation of organic matter (self-cleaning system). In addition, the system permitted a low FCR, which could also decrease production costs. Since it only requires small amounts of water to compensate for evaporation, this kind of rearing system can run using a ground-water supply alone, thereby limiting pathogen introduction and also

facilitating the selection of the fish farm location. This latter consideration is important in regions where no gravity-fed water supply is available and pumping the only option. An additional apparent positive effect of this closed system is that pathogenic organisms such as bacteria or fungi cannot easily proliferate in a balanced biological high-density system, probably due to the high degree of biological competition. We did not observe any dramatic pathogen propagation such as occurs in clear water closed re-circulating systems during larval rearing trials (S.G., personal observation).

Taking into account all the findings mentioned above, this system clearly offers ecological and economic advantages for fish aquaculture in Amazonia compared with traditional outdoor pond production. However, full monitoring of the farming environment and rearing conditions, as well as adequately trained personnel, are crucial for the success of aquaculture using this kind of rearing system. Finally, in order to achieve optimal ecological and economic profitability for the system, further research on its performance limits will be necessary: that is, (i) the lowest amount of water needed, (ii) the lowest energy consumption for mixing and re-circulating the water, (iii) the highest biomass stocking capacity and food intake (forcing level) and (iv) the sustainability and resilience of the ecosystem's equilibrium. In addition, the suitability of this green water recirculating system for rearing earlier developmental stages of *P. punctifer* has yet to be tested.

Acknowledgements

The authors thank two anonymous reviewers for reading and helpfully commenting on an earlier version of this manuscript. They especially thank Mary Bailey (Crediton, Devon, UK) for her always humorous and motivating comments during her stringent review of the final version of our work.

References

- Adler PR, Harper JK, Wade EW, Takeda F and Summerfelt ST 2000. Economic analysis of an aquaponic system for the integrated production of rainbow trout and plants. *International Journal of Recirculating Aquaculture* 1, 15–34.
- Beveridge MCM, Phillips MJ and Clarke RM 1991. A quantitative and qualitative assessment of wastes from aquatic animal production. In *Aquaculture and water quality*. Advances in world aquaculture, vol. 3 (ed. DE Brune and JR Tomaso), pp. 506–527. World Aquaculture Society, Baton Rouge, USA.
- Bicudo AJA, Borghesi R, Dairiki JK, Sado RY and Cyrino JEP 2012. Performances of juveniles of *Pseudoplatystoma fasciatus* fed graded levels of corn gluten meal. *Pesquisa Agropecuária Brasileira* 47, 838–845.
- Brinkmann WLF and Dos Santos A 1973. Natural waters in Amazonia. VI – soluble calcium properties. *Acta Amazonica* 3, 33–40.
- Brown JJ, Glenn EP, Fitzsimmons KM and Smith SE 1999. Halophytes for the treatment of saline aquaculture effluent. *Aquaculture* 175, 255–268.
- Brune DE, Reed S, Schwartz G and Collier J 2001. High rate algal systems for aquaculture. *AES Issues Forum* 81–110.
- Brune DE, Schwartz G, Eversole AG, Collier JA and Schewedler TE 2003. Intensification of pond aquaculture and high rate photosynthetic systems. *Aquacultural Engineering* 28, 65–86.
- Buitrago-Suarez UA and Burr BM 2007. Taxonomy of the catfish genus *Pseudoplatystoma* Bleeker (Siluriformes: Pimelodidae) with recognition of eight species. *Zootaxa* 1512, 1–38.

- Chin KK, Ong SL and Foo SC 1993. A water treatment and recycling system for intensive fish farming. *Water Science and Technology* 27, 141–148.
- Corpron KE and Armstrong DA 1983. Removal of nitrogen by an aquatic plant, *Elodea densa*, in recirculating *Macrobrachium* culture systems. *Aquaculture* 32, 347–360.
- Culley DD, Rejmankova E, Kvet J and Frye JB 1981. Production, chemical quality and use of duckweeds (Lemnaceae) in aquaculture, waste management, and animal feeds. *Journal of the World Mariculture Society* 12, 27–49.
- Diab S, Kochba M, Mires D and Avnimelech Y 1992. Combined intensive-extensive (CIE) pond system. Part A: inorganic nitrogen transformations. *Aquaculture* 101, 33–39.
- Drapcho CM and Brune DE 2000. The partitioned aquaculture system: impact of design and environmental parameters on algal productivity and photosynthetic oxygen production. *Aquacultural Engineering* 21, 151–168.
- Evers H-G and Seidel I 2005. *Catfish Atlas. South American Catfishes of the families Loricariidae, Cetopsidae, Nematogenyidae and Trichomycteridae*, vol. 1. Mergus Verlag, Melle, Germany.
- Falk TM, Teugels GG and Abban EK 2000. Genetic characterization of West African populations of *Sarotherodon melanotheron* (Teleostei, Cichlidae). In *Biodiversity and sustainable use of fish in the coastal zone* (ed. EK Abban, CMV Casal, TM Falk and RSV Pullin), pp. 8–11. Manila, ICLARM Conference Proceedings 63, 71pp.
- Fisch-Muller S 2003. Loricariidae: Subfamily Ancistrinae (Armored catfishes). In *Checklist of the freshwater fishes of South and Central America* (ed. RE Reis, SO Kullander and CJ Ferraris Jr), pp. 373–400. EDIPUCRS, Porto Alegre, Brazil.
- García-Dávila G, Duponchelle F, Castro-Ruiz D, Villacorta J, Quérouil S, Chota-Macuyama W, Núñez J, Römer U, Carvajal-Vallejos F and Renno J-F 2013. Molecular identification of a cryptic species in the Amazonian predatory catfish genus *Pseudoplatystoma* (Bleeker, 1962) from Peru. *Genetica* 141, 347–358.
- Gilles S, Lacroix G, Corbin D, Bâ N, Ibañez Luna C, Nandjui J, Ouattara A, Oue Draogo O and Lazzaro X 2008. Mutualism between euryhaline tilapia *Sarotherodon melanotheron heudelotii* and *Chlorella* sp. – implications for nano-algal production in warm water phytoplankton-based recirculating systems. *Aquacultural Engineering* 39, 113–121.
- Gilles S, Fargier L, Lazzaro X, Baras E, De Wilde N, Drakidès C, Amiel C, Rispal B and Blancheton JP 2013. An integrated fish-plankton aquaculture system in brackish water. *Animal* 7, 322–329.
- Goulding M, Leal Carvallo M and Ferreira EG 1988. *Rio Negro, rich life in poor water*. SPB Publishing, The Hague, Netherlands.
- Hargreaves JA 2006. Photosynthetic suspended-growth systems in aquaculture. *Aquacultural Engineering* 34, 344–363.
- Hussenot J, Lefebvre S and Brossard N 1998. Open-air treatment of wastewater from land-based marine fish farms in extensive and intensive systems: current technology and future perspectives. *Aquatic Living Resources* 11, 297–304.
- King DL 1970. The role of carbon in eutrophication. *Journal of the Water Pollution Control Federation* 42, 2035–2051.
- Laurance WF, Sayer J and Cassman KG 2014. Agricultural expansion and its impacts on tropical nature. *Trends in Ecology and Evolution* 1776, 1–10.
- Lewis WM, Yop JH, Schramm HL Jr and Brandenburg AM 1978. Use of hydroponics to maintain quality of recirculated water in a fish culture system. *Transactions of the American Fisheries Society* 107, 92–99.
- Li G, Wu ZB, Cheng SP, Liang W, He F, Fu GP and Zhong F 2007. Application of constructed wetlands on wastewater treatment for aquaculture ponds. *Wuhan University Journal of Natural Sciences* 12, 1131–1135.
- Liao IC and Chen TP 1983. Status and prospects of tilapia culture in Taiwan. In *Proceedings of the International Symposium on Tilapia in Aquaculture* (ed. L Fishelson and Z Yaron), pp. 588–598. Tel Aviv University Press, Tel Aviv, Israel.
- Lin YF, Jing SR and Lee DY 2003. The potential use of constructed wetlands in a recirculating aquaculture system for shrimp culture. *Environmental Pollution* 123, 107–113.
- Lucanus O 2009. *The Amazon below water*. Panta Rhei, Hannover, Germany.
- Makarevičienė V, Andrulevičiūtė V, Skorupskaitė V and Kasperovičienė J 2011. Cultivation of microalgae *Chlorella* sp. and *Scenedesmus* sp. as a potential biofuel feedstock. *Environmental Research, Engineering and Management* 3, 21–27.
- Martins CIM, Eding EH, Verdegem MCJ, Heinsbroek LTN, Schneider O, Blancheton JP, Roque d'Orbcastel E and Verreth JAJ 2010. New developments in recirculating aquaculture systems in Europe: a perspective on environmental sustainability. *Aquacultural Engineering* 43, 83–93.
- Mires D and Amit Y 1992. Intensive culture of tilapia in quasi-closed water-cycled flow-through ponds – the Dekel aquaculture system. *Bamidgeh* 44, 82–86.
- Mires D, Amit Y, Avnimelech Y, Diab S and Cochaba M 1990. Water quality in a recycled intensive fish culture system under field conditions. *Bamidgeh* 42, 110–121.
- Moquet JS, Crave A, Viers J, Seyler P, Armijos E, Bourrel L, Chavarri E, Lagane C, Laraque A, Lavado Casimiro SW, Pombosa R, Noriega L, Vera A and Guyot JL 2011. Chemical weathering and atmospheric/soil CO₂ uptake in the Andean and Foreland Amazon basins. *Chemical Geology* 287, 1–26.
- Naegel LCA 1977. Combining production of fish and plants in recirculation water. *Aquaculture* 10, 17–24.
- Neori A, Chopin T, Troell M, Buschmann AH, Kraemer GP, Halling C, Shpigel M and Yarish C 2004. Integrated aquaculture: rationale, evolution and state of the art emphasizing seaweed biofiltration in modern mariculture. *Aquaculture* 231, 361–391.
- Núñez J, Dugué R, Corcuéy Arana N, Duponchelle F, Renno J-F, Raynaud T, Hubert N and Legendre M 2008. Induced breeding and larval rearing of Surubí, *Pseudoplatystoma fasciatum* (Linnaeus, 1766), from the Bolivian Amazon. *Aquaculture Research* 39, 764–776.
- Núñez J, Castro D, Fernandez C, Dugué R, Chu-Koo F, Duponchelle F, García C and Renno J-F 2011. Hatching rate and larval growth variations in *Pseudoplatystoma punctifer*: maternal and paternal effects. *Aquaculture Research* 42, 764–775.
- Pauly D 1976. The biology, fishery and potential for aquaculture of *Tilapia melanotheron* in a small West African lagoon. *Aquaculture* 7, 33–49.
- Pipes WO and Koutsoyannis SP 1961. Light-limited growth of *Chlorella* in continuous cultures. *Applied Microbiology* 10, 1–5.
- Rakocy JE 1999a. Aquaculture engineering: the status of aquaponics: part 1. *Aquaculture Magazine*, July/August, 83–88.
- Rakocy JE 1999b. Aquaculture engineering: the status of aquaponics: part 2. *Aquaculture Magazine*, September/October, 64–70.
- Römer U 2000. *Cichlid Atlas 1: natural history of neotropical dwarf cichlids*, vol. 1. Mergus Verlag, Melle, Germany.
- Römer U 2006. *Cichlid Atlas 2: natural history of South American dwarf cichlids*, vol. 2. Mergus Verlag, Melle, Germany.
- Schulz C, Gelbrecht J and Rennert B 2003. Treatment of rainbow trout farm effluents in constructed wetland with emergent plants and subsurface horizontal water flow. *Aquaculture* 217, 207–221.
- Schwartz M and Boyd C 1995. Constructed wetlands for treatment of channel catfish pond effluents. *Progressive Fish Culturist* 57, 255–266.
- Seawright DE, Stickney RR and Walker RB 1998. Nutrient dynamics in integrated aquaculture: hydroponics systems. *Aquaculture* 160, 215–237.
- Seidel I and Evers H-G 2005. *Wels Atlas. Band 2, Hypostominae, Lithogeneinae und Neoplecostominae*. Mergus Verlag, Melle, Germany.
- Sevrin-Reyssac J 1997. L'instabilité du phytoplancton et le phénomène des eaux claires dans les étangs de pisciculture. *Environmental and Experimental Botany* 38, 211–221.
- Shnel N, Barak Y, Ezer T, Dafni Z and van Rijn J 2002. Design and performance of a zero-discharge tilapia recirculating system. *Aquacultural Engineering* 26, 191–203.
- Small BC 2006. Improvements in channel catfish growth after two generations of selection and comparison of performance traits among channel catfish, blue catfish, and hybrid catfish fingerlings in an aquarium rack system. Publications from USD-ARS/UNL Faculty, Paper 595. Retrieved 13 December 2013 from <http://digitalcommons.unl.edu/usdaarsfacpub/595>
- Stawikowski R and Werner U 1987. Neue Erkenntnisse über die Buntbarsche um *Theraps lentiginosus* mit der Beschreibung von *Theraps coeruleus*. *Aquarien und Terrarien Zeitschrift* 40, 499–504.
- Stawikowski R and Werner U 1998. *Die Buntbarsche Amerikas*. Volume 1: Ulmer. Stuttgart, Germany.
- Stawikowski R and Werner U 2004. *Die Buntbarsche Amerikas*. Volume 3: Erdfresser, Hecht- und Kammbuntbarsche. Ulmer, Stuttgart, Germany.
- Tilley DR, Badrinarayanan H, Rosati R and Son J 2002. Constructed wetlands as recirculation filters in large-scale shrimp aquaculture. *Aquacultural Engineering* 26, 81–109.

Trewavas E 1983. Tilapiine fishes of the genera *Sarotherodon*, *Oreochromis* and *Danakilia*. British Museum (Natural History), London, UK.

Turker H, Eversole AG and Brune DE 2003. Filtration of green algae and cyanobacteria by Nile tilapia, *Oreochromis niloticus*, in the partitioned aquaculture system. *Aquaculture* 215, 93–101.

Wayne S 1985. The basketmouth cichlid: *Acaronia nassa* (Heckel 1840). *Freshwater and Marine Aquarium Magazine* (November) 52–63.

Weidner T 2000. South American Eartheaters. Cichlid Press, El Paso, Texas USA.

Witt U, Koske PH, Kuhlmann D, Lenz J and Nellen W 1981. Production of *Nannochloris* sp. (Chlorophyceae) in large-scale outdoor tanks and its use as a food organism in marine aquaculture. *Aquaculture* 23, 171–181.

Zachritz WH II, Hanson AT, Saucedo JA and Fitzsimmons KM 2008. Evaluation of submerged surface flow (SSF) constructed wetlands for recirculating tilapia production systems. *Aquacultural Engineering* 39, 16–23.

Zhang SY, Li G, Wu HB, Liu XG, Yao YH, Tao L and Liu H 2011. An integrated recirculating aquaculture system (RAS) for land-based fish farming: the effects on water quality and fish production. *Aquacultural Engineering* 45, 93–102.