



HAL
open science

Predicting environmental concentrations of carbamazepine and oxcarbazepine and their main metabolites in a coastal system

H. Fenet, L. Arpin-Pont, A. van Houtte, D. Munaron, A. Fiandrino, S. Chiron, H. Budzinski, D. Hillaire-Buys, O. Mathieu, C. Boillot, et al.

► **To cite this version:**

H. Fenet, L. Arpin-Pont, A. van Houtte, D. Munaron, A. Fiandrino, et al.. Predicting environmental concentrations of carbamazepine and oxcarbazepine and their main metabolites in a coastal system. SETAC Europe 22nd Annual Meeting, May 2012, Berlin, Germany. hal-02957544

HAL Id: hal-02957544

<https://hal.umontpellier.fr/hal-02957544>

Submitted on 5 Oct 2020

HAL is a multi-disciplinary open access archive for the deposit and dissemination of scientific research documents, whether they are published or not. The documents may come from teaching and research institutions in France or abroad, or from public or private research centers.

L'archive ouverte pluridisciplinaire **HAL**, est destinée au dépôt et à la diffusion de documents scientifiques de niveau recherche, publiés ou non, émanant des établissements d'enseignement et de recherche français ou étrangers, des laboratoires publics ou privés.

Predicted environmental concentrations of carbamazepine, oxcarbazepine and their main metabolites in a coastal system

H. Fenet^a, L. Arpin-Pont^a, A. Van Houtte^b, D. Munaron^b, A. Fiandrino^b, D. Hilaire-Buys^c, O. Mathieu^c, H. Budzinski^d, S. Chiron^a, C. Boillot^a, E. Gomez^a,

a: UMR 5569 Hydrosiences Montpellier, Université Montpellier 1, Montpellier, France;
 b: IFREMER, Laboratoire Environnement et Ressources du Languedoc-Roussillon (LER-LR), Sète, France;
 c: Laboratoire de Pharmacologie Médicale et Toxicologie, Hôpital Lapeyronie, Montpellier, France
 d: EPOC - UMR 5805 CNRS, Talence, France



Introduction

Pharmaceuticals are widely released in aquatic environment through treated wastewaters. They reach coastal zone indirectly via streams or directly though marine outfalls however data concerning this contamination in coastal waters are scarce.

Environmental Risk Assessment (ERA) of pharmaceuticals have been conducted mostly in surface waters and has not been performed in coastal zone. The first step of ERA is to evaluate the exposure through predictive environmental concentration (PEC) values.

The aim of this study was to predict the occurrence of some pharmaceuticals in a coastal area subjected to treated wastewater (TWW) reject through a marine outfall (Fig 2.). Among pharmaceuticals, Carbamazepine, Oxcarbazepine and their main metabolites (Fig 1.) were chosen. CBZ has been proposed as an indicator of wastewater contamination and has been already detected in Mediterranean (Munaron et al., 2011).

Prediction was performed based on local pharmaceuticals consumption recording and a review of pharmacokinetics data. PECs values were estimated in TWW and at the marine outfall and compared with MECs obtained by direct quantification and with POCIS implementation.

Materials and methods

PEC

Medical care consumption data (g of CBZ and OxCBZ sales per month)
 Pharmacokinetics data (% of excreted forms : parents compounds and metabolites)
 % elimination in STEP, flux effluent

PEC effluent : Sales (g) * % excreted / % elimination * flux
 PEC coastal zone : PEC/100 (TGD, 2003)

MEC

MEC effluents :
 24h homogenate effluents sampling (n=8)
 Filtration, SPE OASIS HLB, analysis LC-MS (Leclercq et al., 2009)

MEC coastal zone : POCIS
 Implementation for one month near the submarine outfall (n=6)
 Analysis as described by Munaron et al. (2011).

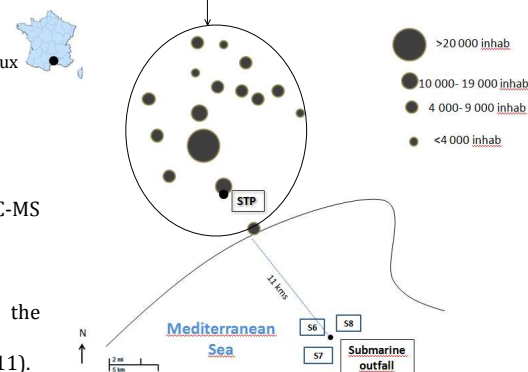


Fig.2: Study area and sampling points (S6-S8)

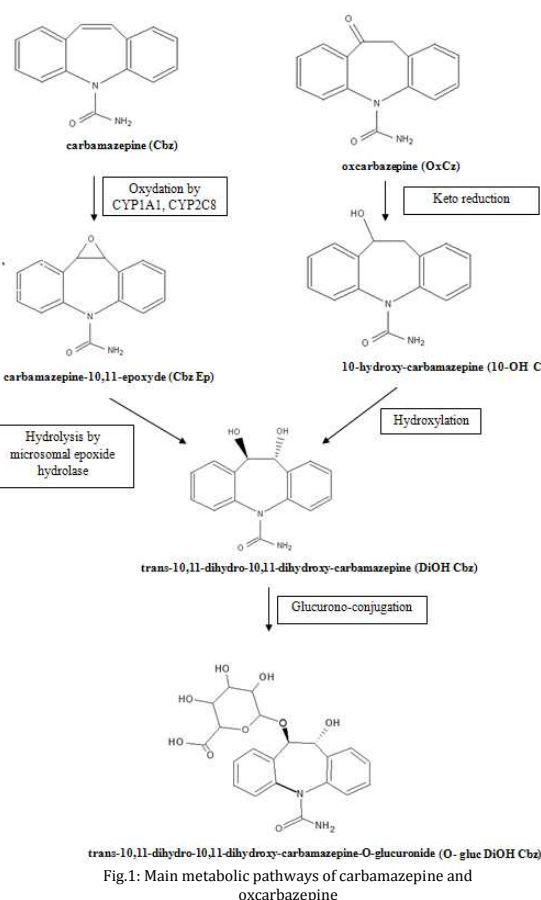


Fig.1: Main metabolic pathways of carbamazepine and oxcarbazepine

Results - Discussion

Sales (g)	January 2011	February 2011	March 2011	April 2011	May 2011	June	Mean
Cbz	10427	9564	10914	9859	10547	10021	10222
OxCz	2527,5	2280	2970	2662,5	3217,5	2572,5	2705

Table 1: Consumption data of Cbz and OxCz from January to June 2011

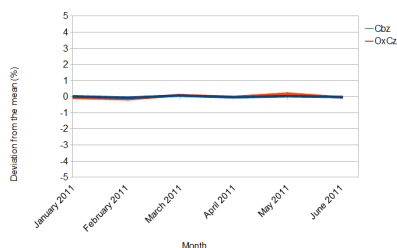


Fig.3: Deviation from the mean of Cbz and OxCz from January to June 2011

➔ Cbz and Oxcz sale are stable from January to June (Fig. 3)

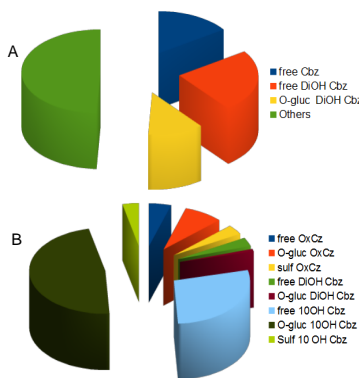


Fig. 4 : Metabolites excretion pourcentages of absorbed dose of Cbz(A) and OxCz (B)

➔ Cbz and Oxcz are excreted as parent compounds or metabolites, free or conjugated as glucuronides (Fig.4)

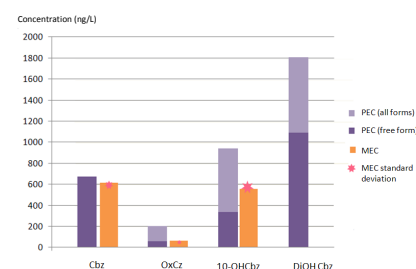


Fig.5: PECs and MECs in treated wastewater effluents

All forms (free and conjugated form) considering a total deconjugation of O-glucuronides during wastewater treatment

➔ In wastewater effluent, MECs estimation is in good agreement with MECs (Fig5).

Conclusion

Further studies have to be performed for PEC estimation in coastal area including a hydrodynamic numeric model, which take into account diffusion, advection in seawater.

References

Leclercq, M. et al., 2009. Presence and fate of carbamazepine, oxcarbazepine, and seven of their metabolites at wastewater treatment plants. Archives of environmental contamination and toxicology 408-415.
 Munaron, D. et al., 2012. Pharmaceuticals, alkylphenols and pesticides in Mediterranean coastal waters: results from a pilot survey using passive samplers. Estuarine, Coastal and Shelf Science, 114, 82-92.
 TGD, Technical Guidance Document in support of Commission Directive 93/67/EEC on risk assessment of new notified chemicals and Commission Regulation (EC) No.1488/94 on risk assessment of existing chemicals (1996). Luxembourg: Office for Official Publications of the European Communities; 2003.

Acknowledgments

We wish to thank Agence Régionale de Santé Languedoc Roussillon (ARS LR) for its partnership and its assistance for the acquisition on medical care data without which this work would have been impossible.

Molecule	Cbz	OxCz	10-OHCbz	DiOHCbz
PEC(all-free forms)	6.7-6.7	0.5-2	3.3-9.4	10.5-17.7

Table 2: PEC in coastal zone (ng/L)

Molecule	Cbz	OxCz	10-OHCbz	DiOHCbz
POCIS Sorbent	0.4-1.8	nd	0.2-2.2	nd

Table 3: concentrations in POCIS in ng/g of sorbent nd not detected