



HAL
open science

The debut of chiral cyclic (alkyl)(amino)carbenes (CAACs) in enantioselective catalysis

Delphine Pichon, Michele Soleilhavoup, Jennifer Morvan, Glen P Junor, Thomas Vives, Christophe Crevisy, Vincent Lavallo, Jean-Marc Campagne, Marc Mauduit, Rodolphe Jazzar, et al.

► **To cite this version:**

Delphine Pichon, Michele Soleilhavoup, Jennifer Morvan, Glen P Junor, Thomas Vives, et al.. The debut of chiral cyclic (alkyl)(amino)carbenes (CAACs) in enantioselective catalysis. *Chemical Science*, 2019, 10 (33), pp.7807-7811. 10.1039/c9sc02810b . hal-02290335

HAL Id: hal-02290335

<https://hal.umontpellier.fr/hal-02290335v1>

Submitted on 17 Sep 2019

HAL is a multi-disciplinary open access archive for the deposit and dissemination of scientific research documents, whether they are published or not. The documents may come from teaching and research institutions in France or abroad, or from public or private research centers.

L'archive ouverte pluridisciplinaire **HAL**, est destinée au dépôt et à la diffusion de documents scientifiques de niveau recherche, publiés ou non, émanant des établissements d'enseignement et de recherche français ou étrangers, des laboratoires publics ou privés.



Distributed under a Creative Commons Attribution - NonCommercial 4.0 International License



Cite this: *Chem. Sci.*, 2019, 10, 7807

All publication charges for this article have been paid for by the Royal Society of Chemistry

Received 10th June 2019
Accepted 26th June 2019

DOI: 10.1039/c9sc02810b

rs.c.li/chemical-science

The debut of chiral cyclic (alkyl)(amino)carbenes (CAACs) in enantioselective catalysis†

Delphine Pichon,^a Michele Soleilhavoup,^b Jennifer Morvan,^a Glen P. Junor,^b Thomas Vives,^a Christophe Crévisy,^a Vincent Lavallo,^b Jean-Marc Campagne,^c Marc Mauduit,^{*a} Rodolphe Jazzar^{*b} and Guy Bertrand^{*b}

The popularity of NHCs in transition metal catalysis has prompted the development of chiral versions as electron-rich neutral stereodirecting ancillary ligands for enantioselective transformations. Herein we demonstrate that cyclic (alkyl)(amino)carbene (CAAC) ligands can also engage in asymmetric transformations, thereby expanding the toolbox of available chiral carbenes.

1. Introduction

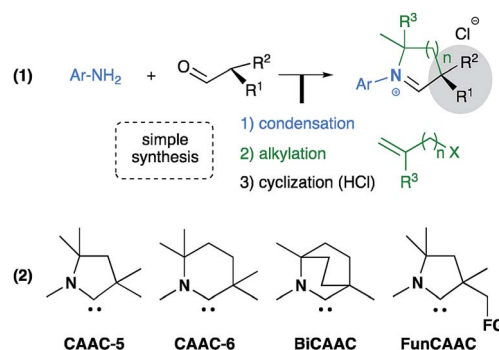
The success of stable N-heterocyclic carbenes (NHCs) as ligands for transition metal catalysts, and as organocatalysts in their own right, has triggered the development of chiral versions.^{1–3} Surprisingly, as recently noted by Glorius and co-workers,⁴ despite the existence of a variety of stable heterocyclic carbenes,⁵ only diaminocarbenes, namely imidazol-2-ylidenes,⁶ imidazolidin-2-ylidenes⁷ and 1,2,4-triazol-5-ylidenes⁸ have been used as ligands for enantioselective transformations. In 2005 our group discovered cyclic (alkyl)(amino)carbenes (CAACs).^{9,10} We and others have demonstrated that their unique electronic (more σ -donating and π -accepting than NHCs) and steric properties allow for the improvement of known catalytic processes (Ru,¹¹ Pd,^{9,12} and Rh¹³) as well as promoting novel reactions with coinage metals (Cu¹⁴ and Au¹⁵). The direct protonated precursors of CAACs are readily available in one pot from an aldehyde and a primary amine (Scheme 1(1)).¹⁶ We have shown that our versatile synthetic methodology facilitates access to a library of 5-membered (CAAC-5), 6-membered (CAAC-6),¹² bicyclic (BiCAAC)¹⁷ and even bifunctional CAACs (FunCAAC)^{14b} (Scheme 1(2)). Of particular importance, the CAAC family features a quaternary carbon adjacent to the carbene carbon, thus allowing the introduction of a chiral center in closer proximity to the active site than NHCs. Herein, we report

the first examples of chiral CAAC ligands in asymmetric catalysis.

In our initial paper on CAACs,⁹ we showed that the enantiopure *L*-MenthCAAC could be prepared without time-consuming enantio- or diastereoselective separation from the inexpensive (–)-menthol (Scheme 2). The key step of the synthesis was based on the well-known propensity of relatively bulky reactants to approach the cyclohexane moiety selectively from the equatorial direction.

2. Results and discussion

Years ago, we tested *L*-MenthCAAC transition metal complexes in a variety of asymmetric catalytic reactions without any success. Given our recent mechanistic work on copper-catalysis, we decided to revive this topic. We considered benchmarking the *L*-MenthCAAC in the copper-catalysed Asymmetric Conjugate Borylation (ACB) reaction. Over the past decade, this chemical transformation has emerged as a stalwart method for the preparation of chiral organoboron building blocks, which are



^aEcole Nationale Supérieure de Chimie de Rennes, Univ Rennes, CNRS, ISCR – UMR 6226, F-35000 Rennes, France. E-mail: marc.mauduit@ensc-rennes.fr

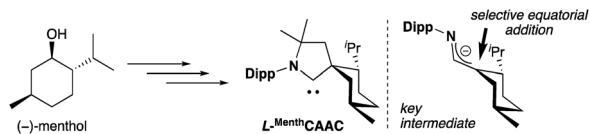
^bUCSD–CNRS Joint Research Chemistry Laboratory (UMI 3555), University of California San Diego, La Jolla, California, 92093-0353, USA. E-mail: rjazzar@ucsd.edu; gbertrand@ucsd.edu

^cInstitut Charles Gerhardt, UMR 5253 CNRS-UM2-UM1-ENSCM, 8 Rue l'Ecole Normale, 34296 Montpellier, France

† Electronic supplementary information (ESI) available: Experimental procedures, NMR spectra. CCDC 1919315. For ESI and crystallographic data in CIF or other electronic format see DOI: 10.1039/c9sc02810b

Scheme 1 Synthetic route to cyclic (alkyl)(amino)carbenes, and existing families of CAACs.

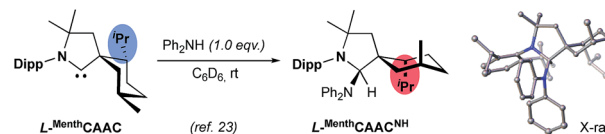
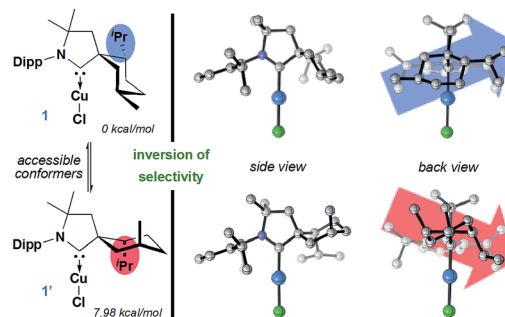


Scheme 2 Synthesis of *L*-MenthCAAC highlighting the key step.

sought after in organic synthesis.¹⁸ Although pioneered by Yun¹⁹ and others using chiral phosphine ligands,^{18d} Fernández,²⁰ Hoveyda²¹ and others^{18d} have successfully shown that carbene ligands, specifically NHCs, could also be utilized in this process.

As can be seen in Scheme 3, although the *L*-MenthCAAC copper complex **1** was found to be highly active in the addition of bis(pinacolato)diboron (B_2Pin_2) to various α,β -unsaturated esters, an almost complete lack of asymmetric induction was observed. In comparison, the known non C_2 -chiral NHC copper complex **2**,²² derived from (*S*)-1-(naphthalen-1-yl)ethan-1-amine, gave a 55% ee for the borylated adduct **P**₁. Examining the X-ray crystal structure of **1**,⁹ we expected some asymmetric induction since for many years we believed that a conformational inversion of the menthyl ring was energetically inaccessible. However, we recently found that in the solid state the menthyl group of the *L*-MenthCAAC amine adduct *L*-MenthCAAC^{NH} existed as the other conformer with the methyl and isopropyl substituents in axial position (Scheme 4).²³ We were able to confirm with DFT calculations that the inverted menthyl conformer is also readily accessible in complex **1** (Fig. 1). The existence of the two conformers **1** and **1'** readily explains the lack of asymmetric induction since they have antagonistic stereo-inducing effects.

To circumvent this issue, we sought to prepare a more rigid chiral CAAC. Among the number of readily available molecules derived from the chiral pool, we selected the steroid backbone for its bulk, structural diversity, and tunability. We also reasoned that owing to a three-dimensional skeleton composed of four fused rings (three six-membered cyclohexane rings – A, B, C- and one five-membered cyclopentane ring D), this steroid motif

Scheme 4 Conformational inversion of the menthyl ring.²³Fig. 1 Proposed justification for the lack of asymmetric induction in catalyst **1**.

would provide the desired rigid structural features while keeping the chirality intact during the synthesis (Fig. 2).

Before proceeding further, we confirmed that our synthetic methodology¹⁶ extends to the readily available decahydronaphthalene, a model substrate mimicking the first two fused cyclohexane (A and B) rings of a steroid skeleton (Scheme 5). CAAC-decahydronaphthyl iminium *rac*-NaphCAAC was obtained in 7 steps and 50% yield as a white powder.

Reassured by these results, we applied the same synthetic strategy to 5 α -cholestan-3-one, an inexpensive enantiopure

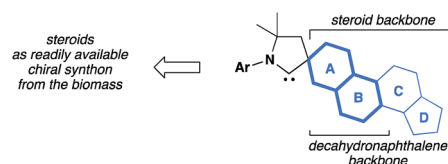
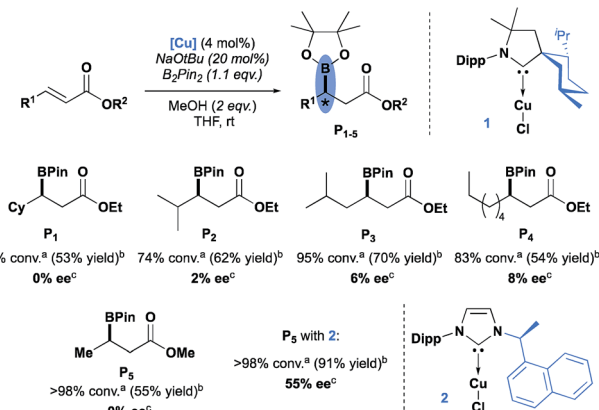
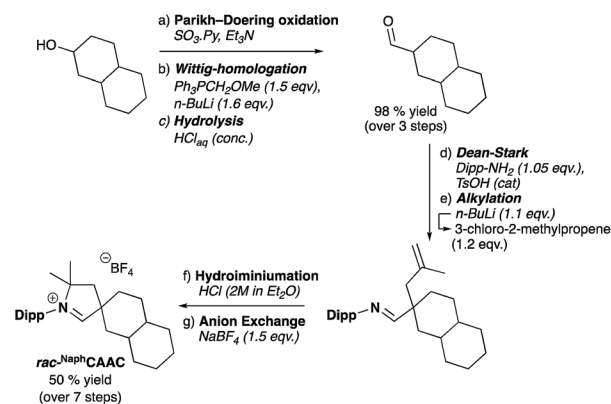
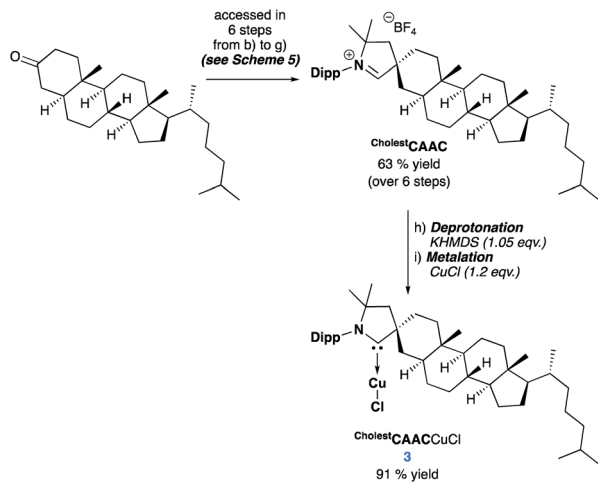


Fig. 2 Steroid CAACs as versatile chiral ligand frameworks.



Scheme 3 Comparing *L*-MenthCAACCuCl **1** and NHC-CuCl **2** in the Asymmetric Conjugate Borylation (ACB) reaction. ^aDetermined by ¹H NMR spectroscopy using mesitylene as an internal standard. ^bIsolated yield after SiO₂ purification. ^cDetermined by GC on a chiral stationary phase (see ESI for details[†]).

Scheme 5 Preparation of *rac*-NaphCAAC.

Scheme 6 Preparation of Cholest^tCAAC and complex 3.

steroid derived from coprostanol (Scheme 6). The CAAC-cholestanyl iminium Cholest^tCAAC was obtained in 6 steps and 63% yield as a white fluffy powder.²⁴ The corresponding copper complex 3 was prepared by deprotonation of the Cholest^tCAAC iminium with KHMDS followed by addition of copper chloride in THF. Single crystals were obtained by slow diffusion of diethyl ether in acetonitrile, and an X-ray diffraction study confirmed the formation of Cholest^tCAACuCl complex 3 (Fig. 3). It crystallized in the $P2_1$ space group with one molecule in the asymmetric unit cell.

The absolute stereochemistry was conclusively established using anomalous dispersion with a Flack parameter of 0.002(7)

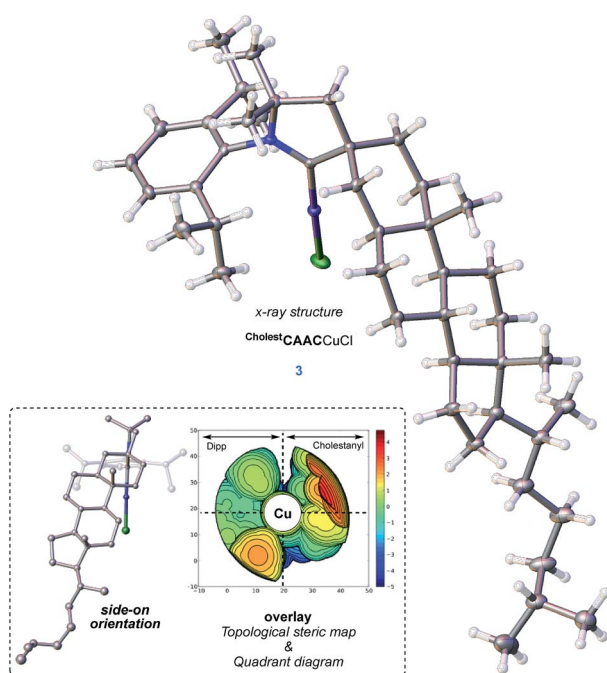
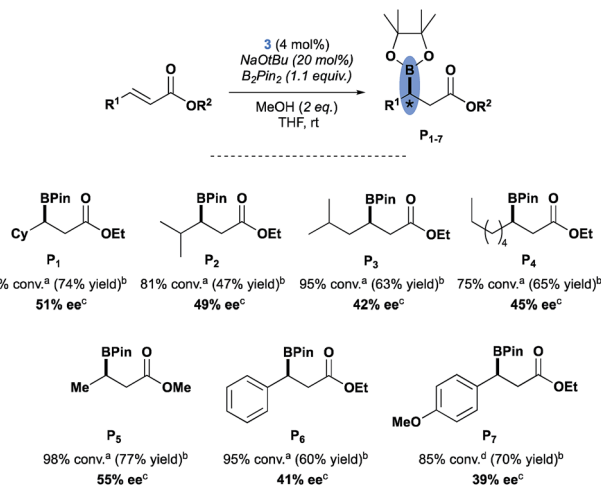


Fig. 3 X-ray crystal structure of 3 (top) with the side-on orientation (omitting hydrogen for clarity) and an overlaid topological steric map with a quadrant diagram.



Scheme 7 Evaluation of Cholest^tCAACuCl complex 3 in ACB reaction. ^aDetermined by ¹H NMR spectroscopy using mesitylene as an internal standard. ^bIsolated yield after SiO₂ purification. ^cDetermined by GC on a chiral stationary phase (see ESI for details[†]). ^dAnthracene was used as internal standard.

from refinement. The X-ray data of 3 show a distinctive orientation of the cholestanyl backbone, which gives rise to the topographic steric map showed in Fig. 3.^{25,26} As can be seen, the corresponding quadrant diagram could support facial stereoselectivity in catalyst-substrate adducts.

We next evaluated complex 3 in the ACB reaction (Scheme 7). As with *L*-Menth^tCAACuCl 1, the steroid copper complex Cholest^tCAACuCl 3 efficiently catalyzes the addition of B₂pin₂ to various β-substituted α,β-unsaturated esters, affording the corresponding 1,4-adducts in moderate to good isolated yields (47 to 77%). More importantly, we were pleased to observe enantioinductions with enantioselectivities reaching 55%.

3. Conclusions

This work rationalizes the inability of *L*-Menth^tCAAC to induce enantiomeric excess, and indicates that upon providing the right steric environment, the use of chiral CAACs should not be overlooked in metal-catalyzed asymmetric transformations. This new family of stereo-directing chiral carbene ligands are readily available from inexpensive precursors belonging to the chiral pool, and it is noteworthy that the chirality is not restricted to chiral amines (as is the case of NHCs), but extends to chiral aldehydes, a much larger feedstock.

Conflicts of interest

There are no conflicts to declare.

Acknowledgements

This work was supported by the U.S. Department of Energy, Office of Science, Basic Energy Sciences, Catalysis Science Program, under Award # DE-SC0009376, and the Agence Nationale de la Recherche (ANR-16-CE07-0019 – Hel-NHC)



Thanks are due to the Alfred P. Sloan Foundation's University Centre for Exemplary Mentoring and the National Science Foundation Graduate Research Fellowship Program under Grant No. DGE-1650112 (G. P. J.), and to the National Science Foundation (V. L. – Grant # CHE-1455348). Any opinions, findings, and conclusions or recommendations expressed in this material are those of the author(s) and do not necessarily reflect the views of the National Science Foundation. We also greatly acknowledge the Region Bretagne for the ARED 2018, ("Bio-meta", N° 601), and Rennes-Metropole for supporting international PhD mobility (D. P.). MM and TV thank Shimadzu and Chiral Technology for their support in the separation of chiral molecules by Supercritical Fluid Chromatography (SFC) technology.

Notes and references

- (a) J. C. Sheehan and D. H. Hunneman, *J. Am. Chem. Soc.*, 1966, **88**, 3666–3667; (b) D. Enders, H. Gielen, G. Raabe, J. Runsink and J. H. Teles, *Chem. Ber.*, 1996, **129**, 1483–1488; (c) W. A. Herrmann, L. J. Goossen, C. Köcher and G. R. J. Artus, *Angew. Chem., Int. Ed.*, 1996, **35**, 2805–2807; (d) M. T. Powell, D. R. Hou, M. C. Perry, X. Cui and K. Burgess, *J. Am. Chem. Soc.*, 2001, **123**, 8878–8879; (e) T. J. Seiders, D. W. Ward and R. H. Grubbs, *Org. Lett.*, 2001, **3**, 3225–3228.
- For reviews: (a) F. Wang, L.-J. Liu, W. Wang, S. Li and M. Shi, *Coord. Chem. Rev.*, 2012, **256**, 804–853; (b) M. Zhao, Y.-T. Zhang, J. Chen and L. Zhou, *Asian J. Org. Chem.*, 2018, **7**, 54–69; (c) J. Ouyang and J. Crassous, *Coord. Chem. Rev.*, 2018, **376**, 533–547; (d) D. M. Flanagan, F. Romanov-Michailidis, N. A. White and T. Rovis, *Chem. Rev.*, 2015, **115**, 9307–9387; (e) A. Grossmann and D. Enders, *Angew. Chem., Int. Ed.*, 2012, **51**, 314–325.
- Selected examples of chiral NHC in: – Au catalysis – (a) Y.-M. Wang, C. N. Kuzniewski, V. Rauniyar, C. Hoong and F. D. Toste, *J. Am. Chem. Soc.*, 2011, **133**, 12972–12975; (b) Y. Matsumoto, K. B. Selim, H. Nakanishi, K. Yamada, Y. Yamamoto and K. Tomioka, *Tetrahedron Lett.*, 2010, **51**, 404–406; (c) C. Bartolome, D. García-Cuadrado, Z. Ramiro and P. Espinet, *Inorg. Chem.*, 2010, **49**, 9758–9764; (d) S. Handa and L. M. Slaughter, *Angew. Chem., Int. Ed.*, 2012, **51**, 2912–2915; – Cu catalysis – ; (e) S. Drissi-Amraoui, M. Morin, C. Crévisy, O. Baslé, R. Marcia de Figueiredo, M. Mauduit and J.-M. Campagne, *Angew. Chem., Int. Ed.*, 2015, **54**, 11830–11834; – Pd catalysis – ; (f) E. P. Kündig, T. M. Seidel, Y. X. Jia and G. Bernardinelli, *Angew. Chem., Int. Ed.*, 2007, **46**, 8484–8487; – Rh catalysis – ; (g) J. H. Kim, S. Greßies, M. Bouladakis-Arapinis, C. Daniliuc and F. Glorius, *ACS Catal.*, 2016, **6**, 7652–7656. – Ru catalysis – ; (h) A. Kannenberg, D. Rost, S. Eibauer, S. Tiede and S. Blechert, *Angew. Chem., Int. Ed.*, 2011, **50**, 3299–3302.
- D. Janssen-Mueller, C. Schlepphorst and F. Glorius, *Chem. Soc. Rev.*, 2017, **46**, 4845–4854.
- For reviews, see: (a) A. Vivancos, C. Segarra and M. Albrecht, *Chem. Rev.*, 2018, **118**, 9493–9586; (b) G. Guisado-Barrios, M. Soleilhavoup and G. Bertrand, *Acc. Chem. Res.*, 2018, **51**, 3236–3244; (c) M. Melaimi, M. Soleilhavoup and G. Bertrand, *Angew. Chem., Int. Ed.*, 2010, **49**, 8810–8849.
- A. J. Arduengo III, R. L. Harlow and M. Kline, *J. Am. Chem. Soc.*, 1991, **113**, 361–363.
- A. J. Arduengo III, J. R. Goerlich and W. J. Marshall, *J. Am. Chem. Soc.*, 1995, **117**, 11027–11028.
- D. Enders, K. Breuer, G. Raabe, J. Runsink, J. H. Teles, J. P. Melder, K. Ebel and S. Brode, *Angew. Chem., Int. Ed.*, 1995, **34**, 1021–1023.
- V. Lavallo, Y. Canac, C. Präsang, B. Donnadiou and G. Bertrand, *Angew. Chem., Int. Ed.*, 2005, **44**, 5705–5709.
- For reviews on CAACs see: (a) M. Melaimi, R. Jazzar, M. Soleilhavoup and G. Bertrand, *Angew. Chem., Int. Ed.*, 2017, **56**, 10046–10068; (b) M. Soleilhavoup and G. Bertrand, *Acc. Chem. Res.*, 2015, **48**, 256–266; (c) M. Melaimi, M. Soleilhavoup and G. Bertrand, *Angew. Chem., Int. Ed.*, 2010, **49**, 8810–8849; (d) S. Roy, K. C. Mondal and H. W. Roesky, *Acc. Chem. Res.*, 2016, **49**, 357–369; (e) U. S. D. Paul and U. Radius, *Eur. J. Inorg. Chem.*, 2017, 3362–3375.
- (a) V. M. Marx, A. H. Sullivan, M. Melaimi, S. C. Virgil, B. K. Keitz, D. S. Weinberger, G. Bertrand and R. H. Grubbs, *Angew. Chem., Int. Ed.*, 2014, **54**, 1919–1923; (b) D. R. Anderson, V. Lavallo, D. J. O'leary, G. Bertrand and R. H. Grubbs, *Angew. Chem., Int. Ed.*, 2007, **46**, 7262–7265; (c) D. R. Anderson, T. Ung, G. Mkrtumyan, G. Bertrand, R. H. Grubbs and Y. Schrodi, *Organometallics*, 2008, **27**, 563–566; (d) V. M. Marx, A. H. Sullivan, M. Melaimi, S. C. Virgil, B. K. Keitz, D. S. Weinberger, G. Bertrand and R. H. Grubbs, *Angew. Chem., Int. Ed.*, 2015, **54**, 1919–1923.
- C. M. Weinstein, G. P. Junor, D. R. Tolentino, R. Jazzar, M. Melaimi and G. Bertrand, *J. Am. Chem. Soc.*, 2018, **140**, 9255–9260.
- (a) M. P. Wiesenfeldt, Z. Nairoukh, W. Li and F. Glorius, *Science*, 2017, **357**, 908–912; (b) Y. Wei, B. Rao, X. Cong and X. Zeng, *J. Am. Chem. Soc.*, 2015, **137**, 9250–9253; (c) L. Tran, J. L. Fulton, J. C. Linehan, M. Balasubramanian, J. A. Lercher and R. M. Bullock, *ACS Catal.*, 2019, **9**, 4106–4114; (d) Z. Nairoukh, M. Wollenburg, C. Schlepphorst, K. Bergander and F. Glorius, *Nat. Chem.*, 2019, **11**, 264–270.
- (a) E. A. Romero, R. Jazzar and G. Bertrand, *Chem. Sci.*, 2017, **8**, 165–168; (b) J. Chu, D. Munz, R. Jazzar, M. Melaimi and G. Bertrand, *J. Am. Chem. Soc.*, 2016, **138**, 7884–7887.
- (a) X. Hu, D. Martin, M. Melaimi and G. Bertrand, *J. Am. Chem. Soc.*, 2014, **136**, 13594–13597; (b) R. Kinjo, B. Donnadiou and G. Bertrand, *Angew. Chem., Int. Ed.*, 2011, **50**, 5560–5563; (c) X. Zeng, R. Kinjo, B. Donnadiou and G. Bertrand, *Angew. Chem., Int. Ed.*, 2010, **49**, 942–945; (d) V. Lavallo, G. D. Frey, B. Donnadiou, M. Soleilhavoup and G. Bertrand, *Angew. Chem., Int. Ed.*, 2008, **47**, 5224–5228; (e) L. Jin, D. S. Weinberger, M. Melaimi, C. E. Moore, A. L. Rheingold and G. Bertrand, *Angew. Chem., Int. Ed.*, 2014, **53**, 9059–9063.
- (a) R. Jazzar, H. Liang, B. Donnadiou and G. Bertrand, *J. Organomet. Chem.*, 2006, **691**, 3201–3205; (b) R. Jazzar, R. D. Dewhurst, J.-B. Bourg, B. Donnadiou, Y. Canac and



- G. Bertrand, *Angew. Chem., Int. Ed.*, 2007, **46**, 2899–2902; (c) R. Jazzar, J.-B. Bourg, R. D. Dewhurst, B. Donnadiu and G. Bertrand, *J. Org. Chem.*, 2007, **72**, 3492–3499; (d) X. Zeng, G. D. Frey, R. Kinjo, B. Donnadiu and G. Bertrand, *J. Am. Chem. Soc.*, 2009, **131**, 8690–8696.
- 17 E. Tomás-Mendivil, M. M. Hansmann, C. M. Weinstein, R. Jazzar, M. Melaimi and G. Bertrand, *J. Am. Chem. Soc.*, 2017, **139**, 7753–7756.
- 18 (a) J. A. Schiffner, K. Muther and M. Oestreich, *Angew. Chem., Int. Ed.*, 2010, **49**, 1194–1196; (b) E. C. Neeve, S. J. Geier, I. A. Mkhaliid, S. A. Westcott and T. B. Marder, *Chem. Rev.*, 2016, **116**, 9091–9161; (c) Q. Liu, B. Tian, P. Tian, X. Tong and G.-Q. Lin, *Chin. J. Org. Chem.*, 2015, **35**, 1–14; (d) K. Zheng, X. Liu and X. Feng, *Chem. Rev.*, 2018, **118**, 7586–7656.
- 19 (a) J. E. Lee and J. Yun, *Angew. Chem., Int. Ed.*, 2008, **47**, 145–147; (b) H. Chea, H.-S. Sim and J. Yun, *Adv. Synth. Catal.*, 2009, **351**, 855–858; (c) H. S. Sim, X. Feng and J. Yun, *Chem.–Eur. J.*, 2009, **15**, 1939–1943; (d) X. Feng and J. Yun, *Chem. Commun.*, 2009, 6577–6579.
- 20 V. Lillo, A. Prieto, A. Bonet, M. M. Díaz-Requejo, J. Ramírez, P. J. Pérez and E. Fernández, *Organometallics*, 2009, **28**, 659–662.
- 21 J. M. O'Brien, K. S. Lee and A. H. Hoveyda, *J. Am. Chem. Soc.*, 2010, **132**, 10630–10633.
- 22 (a) C. Jahier-Diallo, M. S. T. Morin, P. Queval, M. Rouen, I. Artur, P. Querard, L. Toupet, C. Crévisy, O. Baslé and M. Mauduit, *Chem.–Eur. J.*, 2015, **21**, 993–997. For a higher ee, see: ; (b) J. K. Park, H. H. Lackey, M. D. Rexford, K. Kovnir, M. Shatruk and D. T. McQuade, *Org. Lett.*, 2010, **12**, 5008–5011.
- 23 D. Tolentino, S. Neale, C. Isaac, S. Macgregor, M. Whittlesey, R. Jazzar and G. Bertrand, *J. Am. Chem. Soc.*, 2019, **141**, 9823–9826.
- 24 Cholesterol derived NHCs have been reported: (a) L. Rakers, L. M. Martínez-Prieto, A. M. López-Vinasco, K. Philippot, P. W. N. M. van Leeuwen, B. Chaudret and F. Glorius, *Chem. Commun.*, 2018, **54**, 7070–7073; (b) L. Rakers, D. Grill, A. L. L. Matos, S. Wulff, D. Wang, J. Börgel, M. Körsngen, H. F. Arlinghaus, H.-J. Galla, V. Gerke and F. Glorius, *Cell Chem. Biol.*, 2018, **25**, 952–961.
- 25 H. Clavier and S. P. Nolan, *Chem. Commun.*, 2010, **46**, 841–861.
- 26 Steric maps were extrapolated using the SambVca 2 web-based program developed by Cavallo and co-workers. F. Falivene, R. Credendino, A. Poater, A. Petta, L. Serra, R. Oliva, V. Scarano and L. Cavallo, *Organometallics*, 2016, **35**, 2286–2293.

