



HAL
open science

Efficient algorithms for Longest Common Subsequence of two bucket orders to speed up pairwise genetic map comparison

Lisa de Mattéo, Yan Holtz, Vincent Ranwez, Sèverine Bérard

► **To cite this version:**

Lisa de Mattéo, Yan Holtz, Vincent Ranwez, Sèverine Bérard. Efficient algorithms for Longest Common Subsequence of two bucket orders to speed up pairwise genetic map comparison. PLoS ONE, 2018, 13 (12), pp.e0208838. 10.1371/journal.pone.0208838 . hal-02134202

HAL Id: hal-02134202

<https://hal.umontpellier.fr/hal-02134202>

Submitted on 26 May 2020

HAL is a multi-disciplinary open access archive for the deposit and dissemination of scientific research documents, whether they are published or not. The documents may come from teaching and research institutions in France or abroad, or from public or private research centers.

L'archive ouverte pluridisciplinaire **HAL**, est destinée au dépôt et à la diffusion de documents scientifiques de niveau recherche, publiés ou non, émanant des établissements d'enseignement et de recherche français ou étrangers, des laboratoires publics ou privés.



Distributed under a Creative Commons Attribution 4.0 International License

RESEARCH ARTICLE


Efficient algorithms for Longest Common Subsequence of two bucket orders to speed up pairwise genetic map comparison

Lisa De Mattéo¹, Yan Holtz², Vincent Ranwez³, Séverine Bérard¹*

1 ISEM, Université de Montpellier, CNRS, IRD, EPHE, Montpellier, France, **2** Queensland Brain Institute, University of Queensland, Brisbane, Australia, **3** AGAP, Univ Montpellier, CIRAD, INRA, Montpellier SupAgro, Montpellier, France

☞ These authors contributed equally to this work.

* Severine.Berard@umontpellier.fr



Abstract

Genetic maps order genetic markers along chromosomes. They are, for instance, extensively used in marker-assisted selection to accelerate breeding programs. Even for the same species, people often have to deal with several alternative maps obtained using different ordering methods or different datasets, e.g. resulting from different segregating populations. Having efficient tools to identify the consistency and discrepancy of alternative maps is thus essential to facilitate genetic map comparisons. We propose to encode genetic maps by *bucket order*, a kind of order, which takes into account the blurred parts of the marker order while being an efficient data structure to achieve low complexity algorithms. The main result of this paper is an $O(n \log(n))$ procedure to identify the largest agreements between two bucket orders of n elements, their *Longest Common Subsequence* (LCS), providing an efficient solution to highlight discrepancies between two genetic maps. The LCS of two maps, being the largest set of their collinear markers, is used as a building block to compute pairwise map congruence, to visually emphasize maker collinearity and in some scaffolding methods relying on genetic maps to improve genome assembly. As the LCS computation is a key subroutine of all these genetic map related tools, replacing the current LCS subroutine of those methods by ours –to do the exact same work but faster– could significantly speed up those methods without changing their accuracy. To ease such transition we provide all required algorithmic details in this self contained paper as well as an R package implementing them, named LCSLCIS, which is freely available at: <https://github.com/holtzy/LCSLCIS>.

OPEN ACCESS

Citation: De Mattéo L, Holtz Y, Ranwez V, Bérard S (2018) Efficient algorithms for Longest Common Subsequence of two bucket orders to speed up pairwise genetic map comparison. PLoS ONE 13(12): e0208838. <https://doi.org/10.1371/journal.pone.0208838>

Editor: Dragan Perovic, Julius Kuhn-Institut, GERMANY

Received: July 25, 2018

Accepted: November 25, 2018

Published: December 27, 2018

Copyright: © 2018 De Mattéo et al. This is an open access article distributed under the terms of the [Creative Commons Attribution License](https://creativecommons.org/licenses/by/4.0/), which permits unrestricted use, distribution, and reproduction in any medium, provided the original author and source are credited.

Data Availability Statement: Data are available via GitHub: (<https://github.com/holtzy/LCSLCIS>).

Funding: The author(s) received no specific funding for this work.

Competing interests: The authors have declared that no competing interests exist.

Introduction

Genetic maps represent the positioning of markers –e.g. genes, single nucleotide polymorphisms (SNPs), microsatellites– along chromosomes. The first genetic maps were produced as early as 1913 with the first insight in *Drosophila* chromosome organization proposed by A. H. Sturtevant [1]. The uses of genetic maps are diverse: from crop or livestock improvement, as

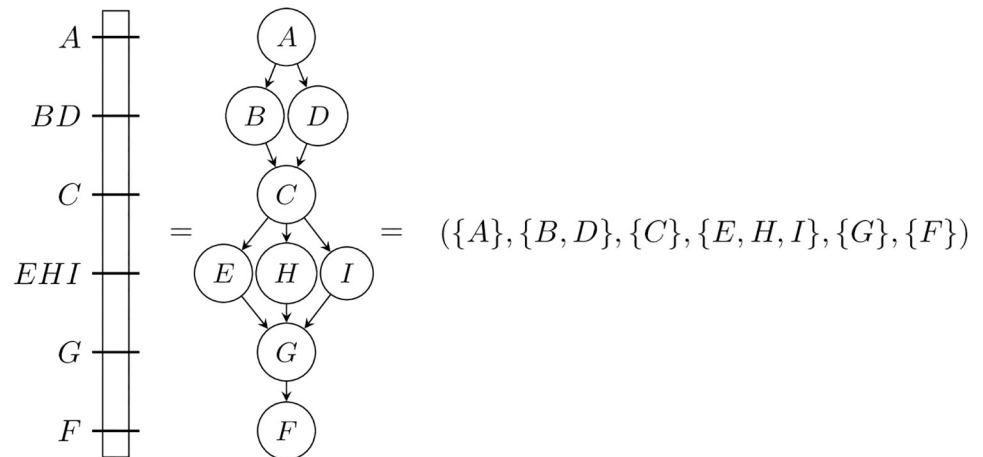


Fig 1. Simplified genetic map (left) and two different representations: A Directed Acyclic Graph (DAG) (middle) and a bucket order (right). In linkage maps, some markers may have the exact same position on a given map due to the absence of recombination events between them. In physical maps, this can happen when different genetic markers match at the same place.

<https://doi.org/10.1371/journal.pone.0208838.g001>

they provide a way to link a genetic region to a trait of interest, to genome assembly, as they are used as a backbone for anchoring the contigs whose orientation and order on the chromosomes are unknown [2].

Considering a linear chromosome, the corresponding genetic map should be a *total order* on all its markers. However, due to imprecisions, errors or inaccuracies of the techniques, it is usually a *partial order* on a subset of the markers. This is the case when the relative position of some markers cannot be inferred and they are put at the same position on the map, as illustrated on the left of Fig 1. We propose to model by a binary relation of order, namely a *bucket order*, maps where several markers are at the same position (Fig 1). A bucket order is a total order on *buckets*, each bucket containing elements which are incomparable [3]. Consequently, bucket orders are suitable structures for coding the genetic maps: they allow markers with an uncertain relative order to be gathered in a bucket while preserving the global order information, namely the bucket sequence. Moreover, even for a single species, we are often faced with several different maps obtained using different input data (e.g. different segregating population, sequencing techniques etc.) and different techniques or softwares to build a map from those data. The differences come from the subsets of markers positioned on the map or from their order. Recent works [4–6] show that it is possible, by comparing these different maps, to propose a richer and more reliable synthesis than what is obtained by a single approach.

This article focuses on identifying the largest subset of congruent information shared by two maps by identifying their *Longest Common Subsequence (LCS)*. In the genetic map framework, the LCS corresponds to the largest set of collinear markers, i.e. the largest set of markers that appears in the same order in the two compared maps. The LCS hence plays a key role in map comparison, as emphasized by ALLMAP authors: “Collinearity, defined as the arrangement of one sequence in the same linear order as another sequence, is one of the most important criteria in evaluating map concordance and evolutionary relatedness” [6]. Individual maps can be compared based on their correlation coefficients, for marker interval distance and for marker order, based on their LCS using the qualV package [7] as done for comparing switchgrass maps across studies [8, 9]. A visual representation of pairwise map collinearity is very helpful and several tools, such as MCScanX [10], VGSC [11] and the genetic map

comparator [12], provide the so called “dual synteny plot representation”. This representation draws the two maps side by side and traces a line between their common markers. Identifying the LCS allows to highlight map collinearity by using different colors for linking markers that are part of the LCS and those that are not.

The LCS problem is encountered in many contexts, such as file comparison (e.g. unix diff command), computational linguistic analysis (e.g. [13]) or bioinformatics (e.g. sequence comparison and genome compression [14]) and has thus been extensively studied in computer science [15–17]. Finding a LCS for multiple input sequences has been proved NP-hard [18], while its pairwise counterpart is polynomial and often used in comparative genomics [19–21]. But as far as we know, the LCS problem has never been defined on bucket orders. From here on, we always refer to the pairwise LCS problem. The first step is to precisely define the notion of common subsequence on bucket orders. The adaptation is not so obvious and we propose two definitions relying on the linear extensions of bucket orders; one, called *Longest Common Induced Subsequence* (LCIS), being stricter than the other, that is simply called *Longest Common Subsequence* (LCS). The aim is that LC(I)S captures as much as possible of the consensual information contained in the input maps.

We demonstrate in this paper that we can compute LC(I)S on bucket orders with algorithms similar to the classical ones, once an adequate pre-treatment, that we called *homogenization*, has been performed. The consequence is that the search of the LCS then depends on the number of (homogenized) buckets rather than on the number of markers they contain. This could result in a significant performance improvement for genetic maps where several hundreds of markers can be in total linkage disequilibrium, hence in the same bucket. Homogenization is a kind of *partition refinement* technique largely used in efficient algorithms on finite automata, string sorting or graphs [22]. Usually, such algorithms run iteratively by splitting the current partition according to a subset of elements called the *pivot*. In our case, we homogenize one order/partition by the other order/partition using at the same time all its buckets as pivots. Our procedure leads to a simpler algorithm than [22] while achieving the same time complexity. Fagin *et al.* [23] defined a procedure similar to homogenization on bucket orders but to our knowledge they don't provide algorithmic detail to produce it nor study its properties.

You will see that the organization of our paper does not follow the standard IMRaD format (Introduction, Methods, Results, and Discussion) as this is not well adapted for a methodological paper such as this one. In the next section, we present bucket orders and propose two definitions of longest common subsequence for bucket orders (LCS and LCIS). Then, we give details of procedure of homogenization used to allow bucket orders to behave like total orders in terms of time complexity. In the following section, we prove that searching for the LC(I)S of two bucket orders gives the same results as searching for the LC(I)S of their homogenized counterparts. Afterwards, we describe the algorithm which solves the problem, and give a variant to achieve the $O(n \log(n))$ time complexity. Finally, in the last section, we briefly show an application of this work in the framework of dual synteny plots and we use simulated map datasets of various sizes to demonstrate the gain in speed thanks to our optimized LCS routine.

Definitions and notations

In agronomy, marker-assisted selection strongly relies on genetic maps to accelerate breeding programs, see for instance [24]. Genetic maps provide an organization of marker along (fragment of) chromosomes. Each marker (SNPs, microsat etc.) is present at most once per genome to be useful for breeding programs. The ordering of those markers can, for instance, be

deduced via the study of their linkage disequilibrium in a segregating population. Linkage disequilibrium basically reflects the fact that the value of two markers are not independent. When there is a complete linkage disequilibrium among a set of markers their dependence is total (for any individual of the population, knowing the value of one of those marker is enough to know the value of all other marker of this set). More generally, the higher the dependence between marker values, the closer the markers—since this dependence is related to the number of recombination events that have taken place in the population between those markers (e.g. [24]). Each (fragment) of chromosome of such a map can conveniently be represented by a sequence of bucket of markers, precedence in the sequence reflects precedence on the map while being in the same bucket reflects the fact that we have no clue about the relative position of those markers along this map. As marker are unique, each element/marker appears only once in this bucket sequence. Comparing the marker ordering of one (fragment of) chromosome proposed by two distinct genetic maps can thus be done by comparing the two equivalent bucket orders. Note that though this representation can be extended to store the distance between consecutive buckets of the sequence, we ignore here this information as it is irrelevant for the identification of the LC(I)S.

This section provides a more formal definition of bucket orders introduced above as well as an explicit definition of the LC(I)S on bucket orders. These definitions follow the order classification and notations used in [3].

A binary relation R on a domain \mathcal{D} is a subset of $\mathcal{D} \times \mathcal{D}$; here we denote $x \prec_R y$ the fact that $(x, y) \in R$.

A binary relation σ is a *strict partial order* on \mathcal{D} if, and only if, σ is:

- *irreflexive*: $\forall x \in \mathcal{D} \ x \not\prec_{\sigma} x$;
- *asymmetric*: $\forall x, y \in \mathcal{D} \ x \prec_{\sigma} y \Rightarrow y \not\prec_{\sigma} x$;
- *transitive*: $\forall x, y, z \in \mathcal{D} \ (x \prec_{\sigma} y \text{ and } y \prec_{\sigma} z) \Rightarrow x \prec_{\sigma} z$.

Two elements $x, y \in \mathcal{D}$ of a partial order σ are *incomparable* ($x \not\prec_{\sigma} y$) when neither $x \prec_{\sigma} y$ nor $y \prec_{\sigma} x$.

Definition 1 (Bucket order). A strict partial order π on \mathcal{D} is a *bucket order* if, and only if, π is *negatively transitive*, i.e. $\forall x, y, z \in \mathcal{D} \ (x \not\prec_{\pi} z \text{ and } z \not\prec_{\pi} y) \Rightarrow x \not\prec_{\pi} y$. It follows that \mathcal{D} is partitioned into a sequence of *buckets* B_1, \dots, B_l so that $x \prec_{\pi} y \Leftrightarrow (x \in B_i, y \in B_j \text{ and } i < j)$. In a bucket order, elements are incomparable if, and only if, they belong to the same *bucket*. We denote by $|B_i|$ the number of elements in bucket B_i .

For example, $\pi_1 = (\{k\}, \{a, b\}, \{l, c\}, \{d, e, f\}, \{i, j\}, \{g, h\})$ is a bucket order on the domain $\mathcal{D}_1 = \{a, b, c, d, e, f, g, h, i, j, k, l\}$, which contains 6 buckets (for instance $B_1 = \{k\}$, $|B_4| = 3$), and where $a \not\prec_{\pi_1} b$ while $a \prec_{\pi_1} c$. A genetic map can easily be modelled by bucket orders on \mathcal{D} , where \mathcal{D} is the set of its markers.

Do not confuse bucket orders with indeterminate strings (also known as degenerate string) which are strings involving uncertainty and consist of nonempty subsets of letters over an alphabet Σ [25, 26]. In such strings the same character may appear in several subsets while it is not the case in bucket orders.

A *total order* τ is a *complete* partial order, that is $\forall x, y \in \mathcal{D}$ and $x \neq y$, either $x \prec_{\tau} y$ or $y \prec_{\tau} x$. In other words, all τ elements are comparable and τ is a permutation of the elements of \mathcal{D} . Note that a total order can hence be seen as a bucket order $B_1, \dots, B_{|\mathcal{D}|}$ with all its buckets of size 1 or, alternatively, as a sequence of elements of \mathcal{D} .

The definition of Common Subsequences of bucket orders relies obviously on the definition of a Subsequence of a bucket order π . We choose to define the latter as a subsequence of any total order compatible with π , more formally:

Definition 2 (Bucket order subsequence). A subsequence of a bucket order σ on \mathcal{D} is a sequence $s = (e_1, e_2, \dots, e_l)$ so that, $\forall 1 < i < j < l, e_i \in \mathcal{D}$ and either $e_i \prec_{\sigma} e_j$ or $e_i \not\prec_{\sigma} e_j$. We denote by $\text{subsequence}(\sigma)$ the set of those subsequences.

Definition 3 (Bucket order Common Subsequence and LCS). A common subsequence of two bucket orders σ_1 on \mathcal{D}_1 and σ_2 on \mathcal{D}_2 is a sequence $s = (e_1, e_2, \dots, e_l)$ of elements of $\mathcal{D} = \mathcal{D}_1 \cap \mathcal{D}_2$ so that: $\forall 1 < i < j < l$

1. $e_i \prec_{\sigma_1} e_j$ or $e_i \not\prec_{\sigma_1} e_j$ i.e., $s \in \text{subsequence}(\sigma_1)$
2. **and** $e_i \prec_{\sigma_2} e_j$ or $e_i \not\prec_{\sigma_2} e_j$ i.e., $s \in \text{subsequence}(\sigma_2)$

The length of s is its number of elements, that is to say l . A common subsequence of maximum length is called a *Longest Common Subsequence (LCS)*.

Given two bucket orders σ_1 and σ_2 we denote $\text{subsequence}(\sigma_1, \sigma_2)$ the set of their common subsequences. Let $\pi_1 = (\{k\}, \{a, b\}, \{l, c\}, \{d, e, f\}, \{i, j\}, \{g, h\})$ and $\pi_2 = (\{g, h\}, \{c, d, e, f\}, \{m, q\}, \{r, a\}, \{b, n\}, \{o, p, l\})$ be two bucket orders. The set of the LCS of π_1 and π_2 is $\{(c, d, e, f), (c, d, f, e), (c, e, d, f), (c, e, f, d), (c, f, d, e), (c, f, e, d)\}$ and the length of their LCS is 4.

A common subsequence of two bucket orders σ_1 and σ_2 may arbitrarily arrange elements that are incomparable in both orders (i.e., such that $e_i \not\prec_{\sigma_1} e_j$ and $e_i \not\prec_{\sigma_2} e_j$), e.g. elements d, e and f in LCS of π_1 and π_2 . In the context of genetic map comparison, one consequence is that an LCS of two maps may order two elements while no input map does. This is the motivation for the following definition, which is stricter than the previous one.

Definition 4 (Bucket order Common Induced Subsequence and LCIS). A common induced subsequence of two bucket orders σ_1 on \mathcal{D}_1 and σ_2 on \mathcal{D}_2 is a sequence $s = (e_1, e_2, \dots, e_l)$ of elements of $\mathcal{D} = \mathcal{D}_1 \cap \mathcal{D}_2$ so that:

1. $s \in \text{subsequence}(\sigma_1, \sigma_2)$ **and**
2. $\forall 1 < i < j < l$:
 - (a) either $e_i \prec_{\sigma_1} e_j$ and $e_j \not\prec_{\sigma_2} e_i$ **or** (b) $e_i \prec_{\sigma_2} e_j$ and $e_j \not\prec_{\sigma_1} e_i$

The length of s is its number of elements, that is to say l . A common induced subsequence of maximum length is called a *Longest Common Induced Subsequence (LCIS)*.

Note that the ‘and’ parts of the 2nd condition are implied by the fact that $s \in \text{subsequence}(\sigma_1, \sigma_2)$ and are just useful reminders. Note also that an LCIS cannot contain several elements located in the same bucket in σ_1 and in the same bucket in σ_2 as they are incomparable in the two orders.

Given two bucket orders σ_1 and σ_2 we will denote as $\text{indSubsequence}(\sigma_1, \sigma_2)$ the set of their induced subsequences. There is only one LCIS of π_1 and π_2 : (a, b, l) and it is of length 3.

As far as we know, it is the first time that bucket orders, precise mathematical objects, are used to model genetic maps –including their blurred part. Moreover, we propose a rigorous extension of the classical problem of the LCS on these bucket orders, along with an alternative problem: the LCIS.

Bucket order homogenization

This section introduces a preprocessing step, that we named *homogenization*, which refines two bucket orders so that those refined orders have only buckets that are either identical or

with no common element. This preprocessing is the cornerstone of our efficient solution to find a LC(I)S of two bucket orders.

Definition 5 (Homogenization of two bucket orders). Let $\sigma_1 = (B_1^1, \dots, B_{k_1}^1)$ be a bucket order on \mathcal{D}_1 and $\sigma_2 = (B_1^2, \dots, B_{k_2}^2)$ be a bucket order on \mathcal{D}_2 . Let \mathcal{D} be $\mathcal{D}_1 \cap \mathcal{D}_2$, for each element $e \in \mathcal{D}$. Let $pos_1(e)$ and $pos_2(e)$ denote the positions of the bucket containing e in the bucket sequence σ_1 and σ_2 respectively.

The *homogenization* of σ_1 and σ_2 associates to those orders the homogenized bucket orders σ_1^h and σ_2^h respectively, which are both defined on \mathcal{D} and so that $\forall e, e' \in \mathcal{D}$:

- e and e' belong to the same bucket of σ_1^h (resp. σ_2^h) if, and only if, they are in the same bucket in both σ_1 and σ_2 , i.e., if, and only if, $pos_1(e) = pos_1(e')$ and $pos_2(e) = pos_2(e')$;
- the bucket of σ_1^h (resp. σ_2^h) containing e precedes the bucket of σ_1^h (resp. σ_2^h) containing e' if, and only if, $pos_1(e) < pos_1(e')$ or ($pos_1(e) = pos_1(e')$ and $pos_2(e) < pos_2(e')$) (resp. $pos_2(e) < pos_2(e')$ or ($pos_2(e) = pos_2(e')$ and $pos_1(e) < pos_1(e')$)).

For example, let

$$\pi_1 = (\{k\}, \{a, b\}, \{l, c\}, \{d, e, f\}, \{i, j\}, \{g, h\}) \text{ and}$$

$$\pi_2 = (\{g, h\}, \{c, d, e, f\}, \{m, q\}, \{r, a\}, \{b, n\}, \{o, p, l\}).$$

Their homogenized counterparts are

$$\pi_1^h = (\{a\}, \{b\}, \{c\}, \{l\}, \{d, e, f\}, \{g, h\}) \text{ and}$$

$$\pi_2^h = (\{g, h\}, \{c\}, \{d, e, f\}, \{a\}, \{b\}, \{l\}).$$

Property 1. Let σ_1 be a bucket order on \mathcal{D}_1 , σ_2 be a bucket order on \mathcal{D}_2 and σ_1^h and σ_2^h be their respective homogenized bucket orders, then σ_1^h and σ_2^h have exactly the same buckets but not necessarily in the same order.

Proof. By contradiction. Let us assume that there are two elements $e_1, e_2 \in \mathcal{D} = \mathcal{D}_1 \cap \mathcal{D}_2$ which are in the same bucket of σ_1^h but in different buckets of σ_2^h . Since e_1 and e_2 belong to the same σ_1^h bucket it follows, by definition, that $pos_1(e_1) = pos_1(e_2)$ and $pos_2(e_1) = pos_2(e_2)$. Hence, e_1 and e_2 are also in the same σ_2^h bucket, which contradicts the initial hypothesis and concludes the proof.

Algorithm 1: HOMOGENIZATION

Data: Two bucket orders π_1 and π_2 on domains \mathcal{D}_1 and \mathcal{D}_2 respectively.

Result: π_1^h , the homogenized bucket order of π_1 with respect to π_2 .

```

1 if  $\mathcal{D}_1 \cap \mathcal{D}_2 = \emptyset$  then return an empty bucket order;
2 Let  $\mathcal{B}^1 = (B_1^1, \dots, B_{|B^1|}^1)$  and  $\mathcal{B}^2 = (B_1^2, \dots, B_{|B^2|}^2)$  be the ordered sequences of
   buckets of  $\pi_1$  and  $\pi_2$  respectively.
   //  $\forall e \in \mathcal{D}_2$ , get the position of the bucket containing  $e$  in  $\mathcal{B}^2$ 
3 e_to_pos2  $\leftarrow$  an empty hash table;
4 for  $i$  from 1 to  $|B^2|$  do
5   foreach  $e$  in  $B_i^2$  do e_to_pos2.insert(key = e, value = i);
   // homogenize sequentially all buckets of  $B^1$  to build up  $\pi_1^h$ 
6  $\pi_1^h \leftarrow$  an empty bucket order;
7 for  $i$  from 1 to  $|B^1|$  do
   // harvest the position of  $B_i^1$  elements in  $\pi_2$ .
8   Ltemp  $\leftarrow$  an empty list;
9   foreach  $e$  in  $B_i^1$  do
10    if  $e \in e\_to\_pos_2$  then Ltemp.push(e, e_to_pos2.getValue(e));
    // sort Ltemp elements (e, pos2) by increasing pos2.
11   LtempSort  $\leftarrow$  sort_increasing(Ltemp);
    // create a new bucket per set of (now consecutive) elements of  $B_i^1$ 
    which are in a same bucket in  $\pi_2$ .
12   buck_pos2  $\leftarrow$  LtempSort[1].second;
```

```

13 Buck ← a new empty bucket;
14 for (e, pos2) from LtempSort[1] to LtempSort[|LtempSort|] do
15   if buck_pos2 = pos2 then
16     Buck.add(e);
17   else // new bucket
18     π1h.push_back(Buck);
19     Buck ← new Buck(e);
20     buck_pos2 ← pos2;
    // handle last bucket
21   π1h.push_back(Buck);
22 return π1h;

```

Before presenting our homogenization algorithm (Algorithm 1), we first give a lemma (proof in [S1 Proof](#)) that provides a simple way to homogenize a bucket order π_1 with respect to π_2 , when elements in π_1 buckets are ordered according to their bucket positions in π_2 .

Lemma 1. Let $\pi_1 = (B_1^1, \dots, B_{k_1}^1)$ and $\pi_2 = (B_1^2, \dots, B_{k_2}^2)$ be two bucket orders on \mathcal{D}_1 and \mathcal{D}_2 respectively. Let B_i^1 be an ordered restriction of B_i^1 containing only elements of $B_i^1 \cap \mathcal{D}_2$ organized in increasing order according to their position in π_2 , then π_1^h , the homogenized version of π_1 with respect to π_2 , is obtained from π_1 by splitting each of its $B_i^1 = (e_{i_1}, \dots, e_{i_{|B_i^1|}})$ buckets between two consecutive elements e_{i_s} and $e_{i_{s+1}}$ if and only if e_{i_s} and $e_{i_{s+1}}$ are in different buckets in $\pi_2 \forall 1 \leq s \leq |B_i^1| - 1$.

The Algorithm 1 homogenizes one bucket order considering a second bucket order. To get both π_1^h and π_2^h it suffices to use the algorithm twice.

Proposition 1 (Algorithm 1 correction). When called with parameters π_1 and π_2 , the Algorithm 1 returns the homogenization π_1^h of π_1 with respect to π_2 .

(Proof in [S2 Proof](#))

Proposition 2 (Time complexity of Algorithm 1). The overall complexity of Algorithm 1 is $O(n \log(n))$ with $n = \max(|\mathcal{D}_1|, |\mathcal{D}_2|)$

Proof. The most time consuming operations are:

1. Initialization of $e_to_pos_2$ dictionary: $O(|\mathcal{D}_2| * \log(|\mathcal{D}_2|))$ (L. 4-5);
2. Creation of the *Ltemp* lists: $O(|\mathcal{D}_1| * \log(|\mathcal{D}_2|))$ as each element of \mathcal{D}_1 is added only once to a *Ltemp* list and this addition is made in $O(\log|\mathcal{D}_2|)$ due to the interrogation of the $e_to_pos_2$ dictionary (L. 9-10);
3. Sorting of the *Ltemp* lists: at the i^{th} iteration the list contains $|B_i^1|$ elements that can be sorted using Smoothsort [27] in $O(|B_i^1| \log(|B_i^1|)) = O(|B_i^1| \log(|\mathcal{D}_1|))$. The total time complexity of this loop is thus $O(|\mathcal{D}_1| \log(|\mathcal{D}_1|))$ (L. 11).

All other instructions are in $O(1)$, thus the overall complexity of Algorithm 1 is: $O(|\mathcal{D}_2| * \log(|\mathcal{D}_2|) + |\mathcal{D}_1| * \log(|\mathcal{D}_2|) + |\mathcal{D}_1| * \log(|\mathcal{D}_1|)) = O(\max(|\mathcal{D}_1|, |\mathcal{D}_2|) * \log(\max(|\mathcal{D}_1|, |\mathcal{D}_2|))) = O(n \log(n))$.

It is easy to see that Algorithm 1 performs two distinct tasks: sorting elements in π_1 buckets according to their bucket positions in π_2 and then splitting the buckets of π_1 . The former is done in $O(n \log(n))$ while the latter is done in $O(n)$, for two bucket orders of n elements. To achieve a linear time complexity for the overall procedure, it is therefore sufficient to provide sorted buckets to Algorithm 1 or to reduce the complexity of the first task. We give in [S1 Algo](#) a linear time variant of Algorithm 1, assuming that bucket orders are composed of pointers to elements of the domain as assumed in [28].

It is already known that bucket order comparisons algorithmically behave like total order comparisons [29] once each bucket order has been refined with respect to the other [23]. Our

contribution is to propose straightforward algorithms to do this refinement. The two versions of our homogenization procedure are easy to implement, rigorously proven and shown to achieve low time complexity: $O(n \log(n))$ and $O(n)$ respectively. For the latter, we were inspired by the first two steps of the preprocessing used for computing distances between partial orders [28].

Homogenization preserves the LC(I)S of two bucket orders

Below we show that we can search for the LC(I)S of bucket orders using their homogenized counterparts without losing any solutions.

Theorem 1. Given π_1 a bucket order on \mathcal{D}_1 and π_2 a bucket order on \mathcal{D}_2 , the set of the common subsequences of π_1 and π_2 is identical to the set of the common subsequences of their homogenized counterpart π_1^h and π_2^h .

Proof. $\text{subsequence}(\pi_1, \pi_2) \supseteq \text{subsequence}(\pi_1^h, \pi_2^h)$

Let $s \in \text{subsequence}(\pi_1^h, \pi_2^h)$. Suppose that $s \notin \text{subsequence}(\pi_1)$, as a consequence there are successive elements $s[i]$ and $s[i + 1]$ so that $s[i + 1] \prec_{\pi_1} s[i]$. Hence there exists a bucket $B_k \ni s[i + 1]$ preceding a bucket $B_l \ni s[i]$ and $\text{pos}_1(s[i + 1]) < \text{pos}_1(s[i])$ and, by construction, $s[i + 1] \prec_{\pi_1^h} s[i]$, hence a contradiction and $s \in \text{subsequence}(\pi_1)$. We can show in the same way that $s \in \text{subsequence}(\pi_2)$, therefore $s \in \text{subsequence}(\pi_1, \pi_2)$.

$\text{subsequence}(\pi_1, \pi_2) \subseteq \text{subsequence}(\pi_1^h, \pi_2^h)$

By contradiction. Let $s \in \text{subsequence}(\pi_1, \pi_2)$. Since all elements of s are present in both π_1 and π_2 they also are in $\mathcal{D} = \mathcal{D}_1 \cap \mathcal{D}_2$ hence in π_1^h . Suppose that s is not a subsequence of π_1^h , it follows that there are two successive elements of s , $s[i]$ and $s[i + 1]$, so that $s[i + 1] \prec_{\pi_1^h} s[i]$. As a consequence there should exist in π_1^h a bucket $B_k \ni s[i + 1]$ preceding a bucket $B_l \ni s[i]$ and either:

- $s[i]$ and $s[i + 1]$ are in the same bucket in both π_1 and π_2 . However in such a case, by construction $s[i]$ and $s[i + 1]$ are in the same π_1^h bucket, hence a contradiction.
- $s[i]$ and $s[i + 1]$ are in different π_1 buckets and since s is a subsequence of π_1 , it follows that $\text{pos}_1(s[i]) < \text{pos}_1(s[i + 1])$. As a consequence, $s[i]$ belongs, by construction, to a bucket of π_1^h preceding the one containing $s[i + 1]$, hence a contradiction.
- $s[i]$ and $s[i + 1]$ are in the same bucket in π_1 but not in π_2 . Since s is a subsequence of π_2 , $\text{pos}_2(s[i]) < \text{pos}_2(s[i + 1])$. As a consequence, $s[i]$ belongs, by construction, to a bucket of π_1^h preceding the one containing $s[i + 1]$, hence a contradiction.

As all possible cases lead to a contradiction, the initial hypothesis is impossible and $s \in \text{subsequence}(\pi_1^h)$. We can show in the same way that $s \in \text{subsequence}(\pi_2^h)$ and therefore that s is a subsequence of π_1^h and π_2^h .

Theorem 2. Given π_1 a bucket order on \mathcal{D}_1 and π_2 a bucket order on \mathcal{D}_2 , the set of the common induced subsequences of π_1 and π_2 is identical to the set of the common induced subsequences of their homogenized counterpart π_1^h and π_2^h .

Proof. $\text{indSubsequence}(\pi_1, \pi_2) \subseteq \text{indSubsequence}(\pi_1^h, \pi_2^h)$

Let $s \in \text{indSubsequence}(\pi_1, \pi_2)$. First $s \in \text{subsequence}(\pi_1^h, \pi_2^h)$ (Def. 4 and Theorem 1). Second, by Definition 4, $\forall 1 < i < j < l$: either i) $s[i] \prec_{\pi_1} s[j]$ or ii) $s[i] \prec_{\pi_2} s[j]$. In case i) $s[i]$ is in a bucket preceding $s[j]$ in π_1^h . Hence $s[i]$ and $s[j]$ satisfy the 2(a) condition required for s to be in $\text{indSubsequence}(\pi_1^h, \pi_2^h)$. Similarly, in case ii) $s[i]$ is in a bucket preceding $s[j]$ in π_2^h . Hence $s[i]$ and $s[j]$ satisfy the 2(b) condition required for s to be in $\text{indSubsequence}(\pi_1^h, \pi_2^h)$

$$\text{indSubsequence}(\pi_1, \pi_2) \supseteq \text{indSubsequence}(\pi_1^h, \pi_2^h)$$

Let $s \in \text{indSubsequence}(\pi_1^h, \pi_2^h)$. First $s \in \text{subsequence}(\pi_1, \pi_2)$ (Def. 4 and Theorem 1). Second, by Definition 4, $\forall i < j < l$: either i) $s[i] \prec_{\pi_1^h} s[j]$ or ii) $s[i] \prec_{\pi_2^h} s[j]$. In case i) $s[i]$ being in a bucket preceding $s[j]$ in π_1^h implies that either $s[i] \prec_{\pi_1} s[j]$ or $(s[i] \not\prec_{\pi_1} s[j] \text{ and } s[i] \prec_{\pi_2} s[j])$. In both cases $s[i]$ and $s[j]$ satisfy the 2nd condition required for s to be in $\text{indSubsequence}(\pi_1, \pi_2)$. Similarly in case ii) $s[i]$ being in a bucket preceding $s[j]$ in π_2^h implies that either $s[i] \prec_{\pi_2} s[j]$ or $(s[i] \not\prec_{\pi_2} s[j] \text{ and } s[i] \prec_{\pi_1} s[j])$. In both cases $s[i]$ and $s[j]$ satisfy the 2nd condition required for s to be in $\text{indSubsequence}(\pi_1, \pi_2)$.

Theorems 1 and 2 provide a formal proof that searching for the LC(I)S of two bucket orders π_1 and π_2 gives the same result as searching for the LC(I)S of their two homogenized counterparts π_1^h and π_2^h .

Algorithm for LC(I)S of two bucket orders

Note that the number of markers is potentially decreased by the homogenization procedure and that π_1^h and π_2^h have the same (number of) markers and buckets (Property 1). In this section we denote by $|\mathcal{D}_1|$ and $|\mathcal{D}_2|$ the number of elements of π_1 and π_2 respectively; by n the maximum of those two values; and by n_b and n_h the number of buckets and markers contained in the homogenized orders π_1^h and π_2^h . It follows $n_b \leq n_h \leq n$.

Lemma 2. After homogenization, buckets are either fully identical or share no common element (*Proof.* Direct consequence of Property 1).

Lemma 3. The LCIS of π_1^h and π_2^h contain only one element per homogenized bucket (*Proof.* Direct consequence of Definition 4).

It follows from these two lemmas 2 properties:

Property 2. Finding a LCIS of π_1 and π_2 is finding a LCS of the bucket sequences of π_1^h and π_2^h .

Property 3. Finding a LCS of π_1 and π_2 is finding a Heaviest Common Subsequence (HCS) of the bucket sequences of π_1^h and π_2^h where each bucket is weighted by its number of elements.

Fig 2 (left) illustrates the comparison of genetic maps π_1 and π_2 , as well as the comparison of genetic maps from π_1^h and π_2^h (middle and right) in terms of LC(I)S results (in blue). A subset of non conflicting markers can be seen as a set of non-intersecting edges.

To compute the LC(I)S of two bucket orders π_1 and π_2 , we can use the classical quadratic dynamic programming scheme for LCS/HCS [30] on the two sequences of buckets of the homogenized orders π_1^h and π_2^h . This is what is done in Algorithm 2. The only subtlety is to manage to recognize identical buckets in constant time. For this, it is sufficient to note that even if the elements of a bucket are incomparable, they are represented in memory by a linear structure. It is then sufficient to choose a total order on $\mathcal{D} = \mathcal{D}_1 \cap \mathcal{D}_2$ (e.g., the lexicographic order) and to represent all the buckets of π_1 and π_2 in this order. Testing the equality of two buckets is then equivalent to testing the equality of their first elements (cf. Line 9 of Algorithm 2).

Algorithm 2 begins with the homogenization of π_1 and π_2 , assuming their buckets are ordered using the same total order, and then classically fills the dynamic programming matrix with the lengths of the LCS or LCIS of π_1^h and π_2^h prefixes, depending on whether the boolean *induced* is false or not. Note that the homogenization (Algorithm 1) does not modify the order of bucket elements if they are already ordered in the same way, so buckets of π_1^h and π_2^h are also ordered according to the same total order as those of π_1 and π_2 . It then follows the backtracking procedure that retrieves a LC(I)S.

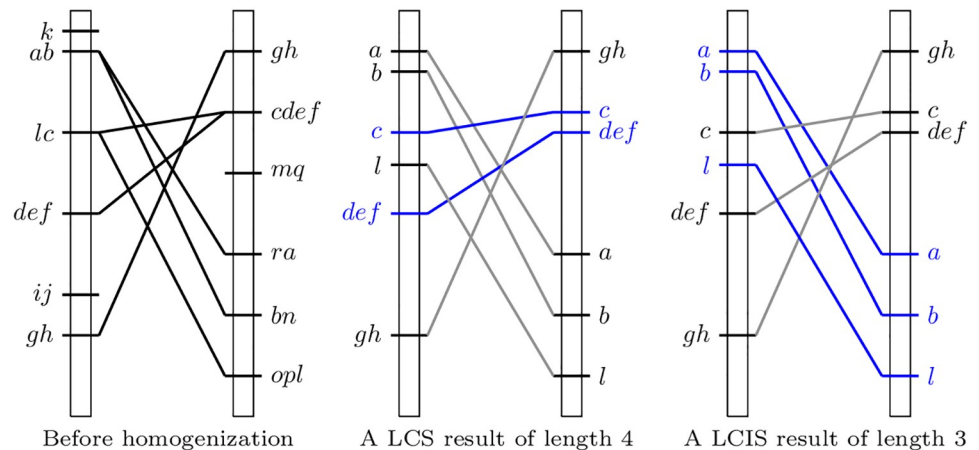


Fig 2. Comparison of two genetic maps before (left) and after (middle and right) homogenization. The blue elements of the scheme in the middle proposes a consensus without conflict corresponding to an LCS, while on the right they show a consensus without conflict corresponding to the LCIS of $\pi_1 = (\{k\}, \{a, b\}, \{l, c\}, \{d, e, f\}, \{i, j\}, \{g, h\})$ and $\pi_2 = (\{g, h\}, \{c, d, e, f\}, \{m, q\}, \{r, a\}, \{b, n\}, \{o, p, l\})$.

<https://doi.org/10.1371/journal.pone.0208838.g002>

Proposition 3. (Algorithm 2 correction). Given two bucket orders π_1 and π_2 and a boolean *induced*, Algorithm 2 returns a LCS of π_1 and π_2 if *induced* is false, and an LCIS of π_1 and π_2 otherwise.

Algorithm 2: LC(I)S

Data: Two bucket orders π_1 and π_2 with bucket elements ordered according to a same total order and a boolean *induced*

Result: One of the LC(I)S of input orders.

```

// homogenizing the two bucket orders
1  $\pi_1^h \leftarrow \text{Homogenization}(\pi_1, \pi_2)$ ;  $\pi_2^h \leftarrow \text{Homogenization}(\pi_2, \pi_1)$ ;
2 Let  $\mathcal{B}^{h_1} = (B_1^{h_1}, \dots, B_{|\mathcal{B}^{h_1}|}^{h_1})$  and  $\mathcal{B}^{h_2} = (B_1^{h_2}, \dots, B_{|\mathcal{B}^{h_2}|}^{h_2})$  be the ordered sequences of
   buckets of  $\pi_1^h$  and  $\pi_2^h$  respectively
3  $n_b \leftarrow |\mathcal{B}^{h_1}|$ ; //  $|\mathcal{B}^{h_1}| = |\mathcal{B}^{h_2}|$  by Property 1
   // filling the matrix L with the LC(I)S lengths of  $\pi_1^h$  and  $\pi_2^h$  prefixes
4 L  $\leftarrow$  a new matrix of size  $(n_b + 1) \times (n_b + 1)$ ;
5 for i from 0 to  $n_b$  do
6   L[i, 0]  $\leftarrow$  0; L[0, i]  $\leftarrow$  0;
7 for i from 1 to  $n_b$  do
8   for j from 1 to  $n_b$  do
9     if  $B_i^{h_1}[1] = B_j^{h_2}[1]$  then
10      if induced then
11        L[i, j]  $\leftarrow$  L[i - 1, j - 1] + 1;
12      else
13        L[i, j]  $\leftarrow$  L[i - 1, j - 1] +  $|B_i^{h_1}|$ ;
14      else
15        L[i, j]  $\leftarrow$  max(L[i - 1, j], L[i, j - 1]);
   // building a LC(I)S of  $\pi_1$  and  $\pi_2$  by backtracking L
16  $\tau \leftarrow$  an empty sequence; i  $\leftarrow$   $n_b$ ; j  $\leftarrow$   $n_b$ ;
17 while i > 0 et j > 0 do
18   if  $B_i^{h_1}[1] = B_j^{h_2}[1]$  then
19     if induced then
20        $\tau.push\_front(B_i^{h_1}[1])$ 
21     else
22       foreach e in  $B_i^{h_1}$  do

```

```

23      $\tau.push\_front(e)$ 
24      $i - -; j - -;$ 
25     else if  $L[i, j - 1] > L[i - 1, j]$  then
26          $j - -;$ 
27     else
28          $i - -;$ 
29 return  $\tau;$ 

```

Proof. The proof is straightforward as Algorithm 2 uses the classical methods [31] to retrieve an HCS of π_1^h and π_2^h , giving an LCS of π_1 and π_2 (Property 3), when *induced* is false and an HCS of π_1^h and π_2^h , giving an LCIS of π_1 and π_2 (Property 2), otherwise.

Time complexity of Algorithm 2 depends on 3 points:

1. Homogenization is $O(n)$ or $O(n \log(n))$ depending whether the linear version of the homogenization algorithm is used or not (Line 1);
2. The filling of the matrix is $O(n_b^2)$, with n_b the number of buckets (Lines 4-15);
3. The backtracking procedure is $O(n_b)$ for retrieving a LCIS or $O(n_h)$ to retrieve a LCS (Lines 16-28).

The overall time complexity of Algorithm 2, dominated by points 1 and 2, is thus at most $O(n \log(n) + n_b^2)$. In the worst case scenario, where all buckets contain only one marker and all markers are present in both π_1 and π_2 , n_b equals n and the complexity is $O(n^2)$ –just as for the naive solution. In all other cases our solution has a lower time complexity and is faster. The gain in performance increases with the size of the buckets and the number of markers appearing in a single input order.

We give in [S2 Algo](#) an alternative version of Algorithm 2 that does not need to assume a total order on \mathcal{D} nor similar bucket orderings as it includes bucket order preprocessing (done by Algorithm 1 presented in the following section).

The use of the classical dynamic programming approach has several advantages. Building and storing the full dynamic matrix of intermediary common subsequence lengths allows Algorithm 2 not only to get the length of LC(I)S (stored in the last matrix cell), but also to build a LC(I)S using the backtrack procedure. This also allows, with slight adaptation of the backtracking procedure, to count all the LC(I)S or to return several of them instead of a single one.

To improve time complexity, we can benefit from the LCS algorithmic improvements such as the one of Masek and Paterson [16] that, assuming that the sizes of subsequences are bounded, avoids having to fill the whole dynamic matrix and gives a faster algorithm with $O(n \log(n) + n_b \log(n_b))$ time. Moreover, if one is only interested in getting the length of the LC(I)S, or getting a sole LC(I)S representative among the possibly numerous ones, a more efficient solution to tackle this problem is to rely on the Longest Increasing Subsequence (LIS). A problem that can be solved in $O(n \log(n))$.

In this section we have shown that we can use the classical LCS approach on bucket orders with the same quadratic time complexity. The advantage of considering bucket orders is that the solution is quadratic on the number of homogenized buckets instead of being quadratic in the number of markers within the input maps. When numerous markers are positioned on the same location, or when the compared map have numerous specific markers, this leads to a drastic improvement in speed.

Time complexity improvement using LIS

Once again, to be able to use classical algorithms for the LIS problem we have to carefully pre-treat our bucket orders. We give in this section Algorithm 1 that constructs suitable data

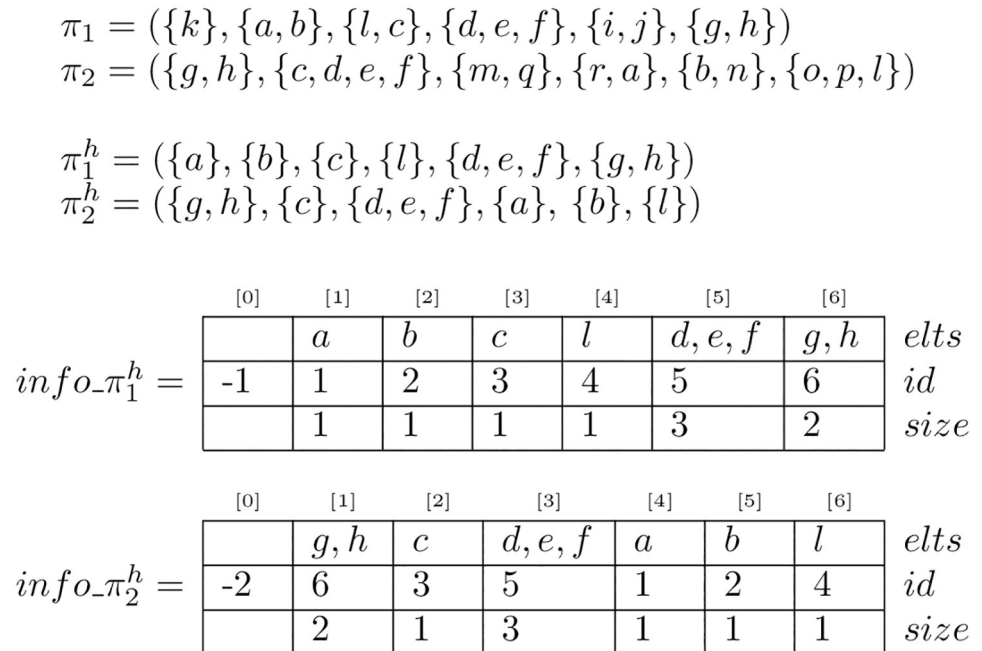


Fig 3. Example of computation of LCIS using LIS with π_1 and π_2 . The LIS of the sequence of identifiers from $info_{\pi_1^h}[1]$, (6, 3, 5, 1, 2, 4), is (1, 2, 4) and gives the LCIS of π_1 and π_2 : (a, b, l).

<https://doi.org/10.1371/journal.pone.0208838.g003>

structures to encode the necessary information for the LIS computation (see Fig 3 for an example). Note that this preprocessing can also be used combined with Algorithm 1 to compute LCS (see Fig 4). The necessary information elements are for each bucket of each order:

- An identifier (buckets with same identifier are fully identical)
- Its elements
- The number of elements it contains

To test in $O(1)$ whether or not a bucket of π_1^h is identical (i.e. contains the same elements as) a bucket of π_2^h , Algorithm 3 relies on a $id(.)$ function that assigns an integer between 1 and $|\mathcal{D}_1 \cup \mathcal{D}_2|$ to each bucket so that $id(B_i) = id(B_j) \Leftrightarrow B_i = B_j$.

Proposition 4. A unique identifier can be assigned to π_1^h and π_2^h buckets in $O(n \log(|\mathcal{D}_1|))$ and this identifier can be chosen to reflect the bucket position in \mathcal{B}^{h_1} .

Algorithm 3: LCS-PRE-PROCESS

Data: Two bucket orders π_1 and π_2 on domains \mathcal{D}_1 and \mathcal{D}_2 respectively.

Result: Two arrays $info_{\pi_1^h}$ and $info_{\pi_2^h}$ so that $info_{\pi_1^h}[i]$ (resp $info_{\pi_2^h}[i]$) contains: the i^{th} bucket of π_1^h (resp π_2^h), the integer identifier of this bucket and the number of elements it contains.

- 1 $\pi_1^h \leftarrow Homogenization(\pi_1, \pi_2)$; $\pi_2^h \leftarrow Homogenization(\pi_2, \pi_1)$;
- 2 Let $\mathcal{B}^{h_1} = (B_1^{h_1}, \dots, B_{|\mathcal{B}^{h_1}|}^{h_1})$ and $\mathcal{B}^{h_2} = (B_1^{h_2}, \dots, B_{|\mathcal{B}^{h_2}|}^{h_2})$ be the ordered sequences of buckets of π_1^h and π_2^h respectively.
- 3 $e_to_buck_id \leftarrow$ an empty hash table;
- 4 $n_b \leftarrow |\mathcal{B}^{h_1}|$; // $|\mathcal{B}^{h_1}| = |\mathcal{B}^{h_2}|$ by Property 1
// Assign bucket id based on their position in π_1^h , initiate $info_{\pi_1^h}$
- 5 $info_{\pi_1^h} \leftarrow$ new info array of size $n_b + 1$;

```

6  info_π1h[0].id ← -1;
7  for i from 1 to nb do
8    info_π1h[i].bucket ← Bih1;
9    info_π1h[i].id ← i;
10   info_π1h[i].nbElt ← |Bih1|;
11   foreach e in Bih1 do
12     e_to_buck_id.add(key = e, value = buck_id);
13  info_π2h ← new info array of size nb + 1;
14  info_π2h[0].id ← -2;
    // Due to homogenization all elements of a bucket Bih2 are in the
    // same Bh1 bucket, use its first element Bih1[1] to get its id
15  for i from 1 to |Bh2| do
16    buck_id ← e_to_buck_id.getValue(Bih1[1]);
17    info_π2h[buck_id].bucket ← Bih2;
18    info_π2h[buck_id].id ← buck_id;
19    info_π2h[buck_id].nbElt ← |Bih1|;
20  return (info_π1h, info_π2h);

```

Proof. The procedure is described in Algorithm 3. The first loop iterates over all buckets of B^{h_1} , initiates $info_π_1^h$ and saves, for each element, the identifier of the bucket it belongs to in a hash table. This is done in time $O(|D_1| \log(|D_1|))$. The second loop iterates over all buckets of B^{h_2} and for each bucket uses its first element to query the hash table containing the bucket identifier associated to each element. This is done in time $O(|D_2| \log(|D_1|))$. Hence the overall complexity of $O(\max(|D_1|, |D_2|) \log(|D_1|))$, which is quite similar to $O(n \log(n))$.

Once the two data structures $info_π_1^h$ and $info_π_2^h$ are computed by the application of Algorithm 3 on $π_1$ and $π_2$, it follows the 2 properties:

Property 4. Finding a LCIS of $π_1$ and $π_2$ is finding a LIS of the sequence of bucket identifiers stored in $info_π_2^h$;

Property 5. Finding a LCS of $π_1$ and $π_2$ is finding, in $info_π_2^h$, a Heaviest Increasing Subsequence (HIS) of the sequence of bucket identifiers where the elements are weighted by the corresponding bucket size.

Hence, we can obtain an LC(I)S of $π_1$ and $π_2$ in $O(n \log(n))$ time by using Algorithm 3 followed by either the $O(n \log(\log(n)))$ LIS algorithm by [15], as our homogenized orders can be consider as permutations, (for LCIS) or by the $O(n \log(n))$ Jacobson and Vo's algorithm for HIS [31] (for LCS).

We give in S3 Algo a linear time variant of Algorithm 3, assuming that bucket orders are composed of pointers to elements of the domain.

To conclude the methodological part of this article, we present in Fig 4 a graph that sums up our whole contribution in term of algorithms on bucket orders.

Application to genetic map visual comparison

Two high density durum wheat genetic maps, each made of thousands of markers, were obtained thanks to high throughput genotyping of the offsprings of two pairs of progenitors: Dic2xLoyd (map_DL) and Dic2xSilur (map_DS) using specific allelic capture and high throughput sequencing [32]. A practical application of finding LC(I)S is illustrated in Fig 5, which is a screenshot of the Genetic Map Comparator [12] (<http://www.agap-sunshine.inra.fr/genmapcomp/>) when used to compare those two durum wheat maps together with their consensus. This visual representation confirms that the maps are highly congruent. Their discrepancies in chromosome 3A, highlighted by the red edges on Fig 5, are circumvent to few

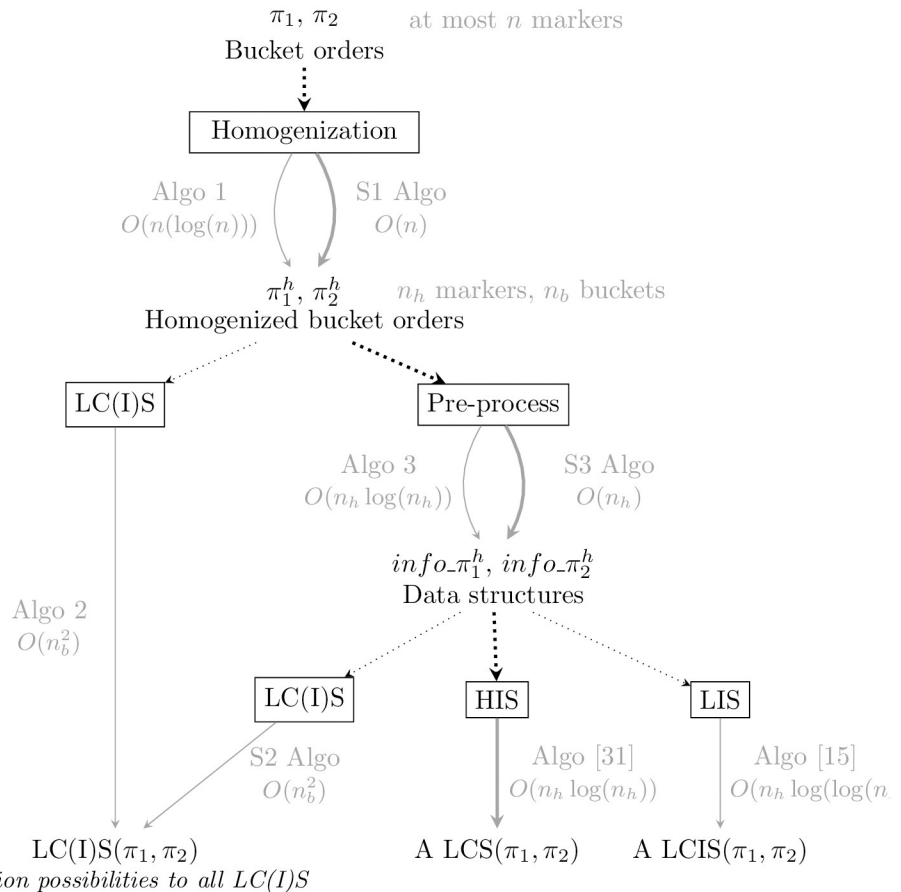


Fig 4. A graph summarizing algorithmic contributions on bucket orders. Each root to tip path of this graph provides a pipeline that chains algorithms to obtain the LCS, the LCIS, or both the LCS and LCIS of 2 input bucket orders π_1 and π_2 . The framed nodes of this graph represent the computation steps while the other nodes are the input and/or output of those steps. The algorithms that can be used at each computation step, together with its complexity for this specific task are shown in grey. Note that we count only the time complexity of the specific part of each algorithm. For example, Algorithm 2 calls an algorithm for the Homogenization part, which we don't count here, as it appears higher on the path. The overall time complexity of a pipeline to get a LCS/LCIS of π_1 and π_2 is the sum of the complexities encountered along the corresponding root to tip path. For example, the time complexity of the pipeline that returns a $LCS(\pi_1, \pi_2)$ by chaining S1 and S3 Algo and HIS algo [31] (thick arrow path) is $O(n) + O(n_h) + O(n_h \log(n_h)) = O(n \log(n))$.

<https://doi.org/10.1371/journal.pone.0208838.g004>

regions that could result from small chromosomal rearrangements in those regions between Loyd and Silur progenitors.

The Genetic Map Comparator is an R Shiny application made to facilitate genetic map comparisons. One of the challenges for such a tool is to visually emphasize the collinear markers on the two adjacent maps, as well as the breakpoints. This can be done by identifying (a minimal set of) crossing edges and coloring them differently; which can be done by identifying the minimal subset of markers that should be removed to avoid crossing edges. When considering maps as partial orders, corresponding to Directed Acyclic Graph (DAG), the problem is related to the Minimum Breakpoint Linearization problem, which is known to be NP-hard [33]. The Genetic Map Comparator authors' tackle this problem by using a brute force heuristic to identify congruent markers using the following two-step approach: 1/ for each map a total order is built by tie breaking markers using their position in the other map and, as a last

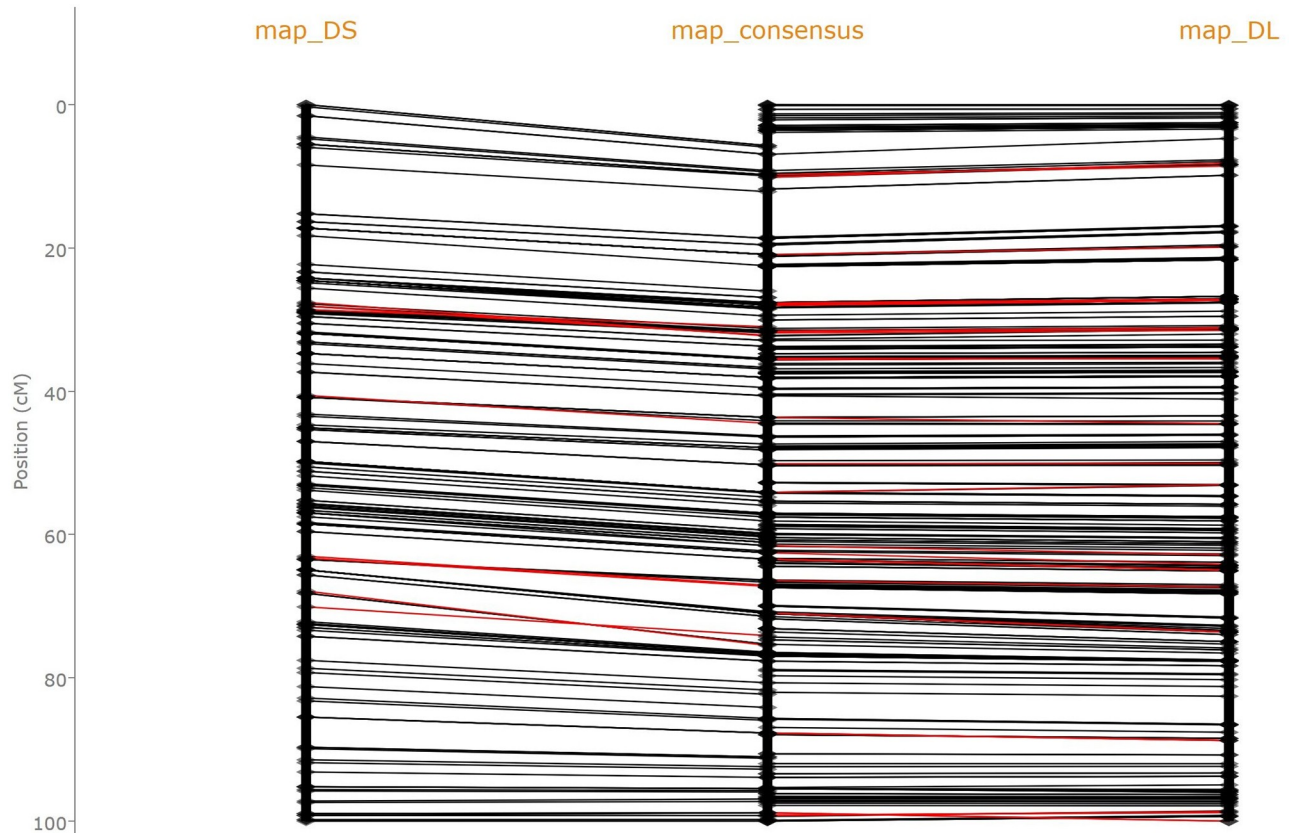


Fig 5. Screenshot of a comparison of three genetic maps of the 3A chromosome of durum wheat displayed by the Genetic Map Comparator. The map_DS (right) and map_DL (left) were obtained using different durum wheat progenitors; map_consensus (middle) is the consensus of those two maps as proposed by [32]. For this comparison, two LCS have been computed: the LCS of map_DS and map_consensus and the LCS of map_DL and map_consensus. Markers present in two adjacent maps are then connected by black, or red, edges depending on whether they are, or not, part of their LCS.

<https://doi.org/10.1371/journal.pone.0208838.g005>

resort, the marker name (a procedure similar to the first step of our homogenization procedure) 2/ the LCS of those two fully ordered sequences of markers is computed using the standard LCS algorithm implemented in the qualV R package [7]. Which turns out to be an exact (but computationally non optimal) solution for the LCS problem of the input bucket orders (this is now obvious thanks to the results provided in this paper). A much more efficient solution is to use the bucket map model and dedicated LC(I)S algorithms described in this paper. As the two compared solutions are guaranteed to return an optimal LCS, the solutions proposed by the two approaches are equally good and the only difference between these methods is the time they need to return the searched LCS. To emphasize the speed up brought about by our solution, we simulate pairs of bucket orders containing 100, 500, 1000, 5000, 10000, 50000, 75000 and 100000 markers. The first order of each pair is obtained by randomly assigning its n markers to $n/10$ buckets, while the second order is obtained by swapping 10% of the buckets and moving randomly 10% of the markers (the simulation script is available on LCLCIS github repository). On the laptop used to conduct the tests (intel i7-6600U, 16Gb RAM), our LC(I)S solution can easily handle datasets of 100,000 markers in seconds whereas the qualV LCS implementation is unable to handle datasets containing 50,000 markers. Both solutions are extremely fast for very small datasets, but the speed difference rapidly increases with the number of markers (Fig 6).

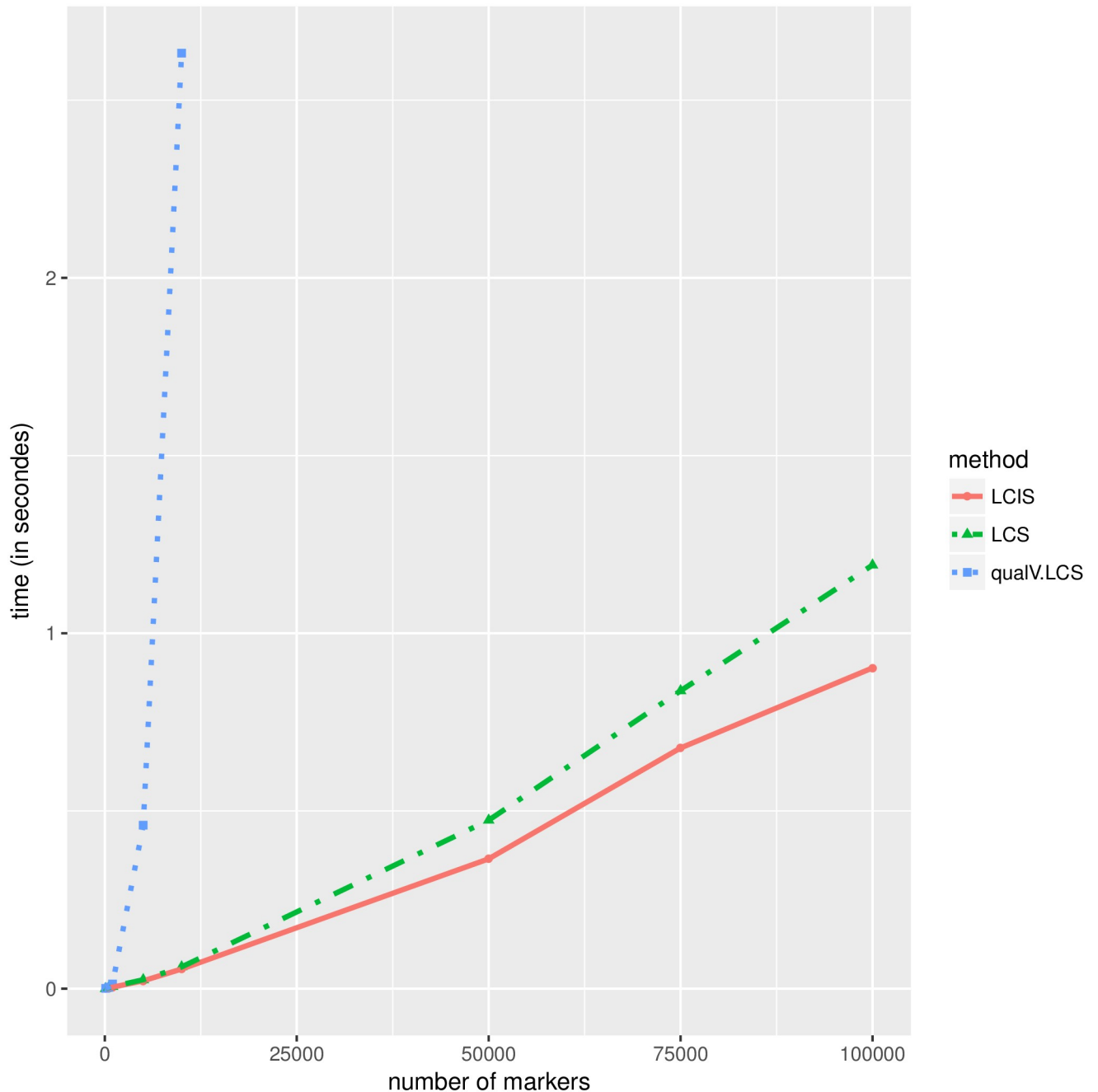


Fig 6. Comparison of computation times in seconds (Y axis) needed to compute LC(I)S for an increasing number of markers (X axis). Three methods are compared: our bucket dedicated methods to compute 1/ LCS (dashed green line) or 2/ LCIS (plain red line) and 3/ a brute force solution ignoring bucket order specificities and relying on the LCS function of the qualV package (blue dotted line). This latter solution is unable to handle large dataset, and crashes the Rstudio environment when called with the 50000 marker dataset whereas our solutions easily handle much larger datasets in seconds.

<https://doi.org/10.1371/journal.pone.0208838.g006>

Moreover our formalization of the problem sheds light on the fact that two equally meaningful formulations of this problem exist depending on whether we weight crossing edges by the number of pairs of markers they link (LCS) or not (LCIS) and both problems can be solved efficiently in the special case of bucket orders.

Conclusion

In this article, we are interested in the problem of comparing two genetic maps by finding their similarities and their differences. For that, we chose to use their LCS which is their largest set of collinear markers. We proposed a new modeling for genetic maps: bucket orders, a precise mathematical object that is able to encode uncertainties about marker positions in maps, while retaining relative position information. We have stated two simple problems: the classical LCS problem adapted to bucket orders and the LCIS problem that prevents the possible random ordering of markers (non comparable in both input orders) observed in the LCS. For each of these problems, we have proposed algorithms that are simple to program, efficient in computation time and rigorously proven. These algorithmic improvements are especially relevant for genetic maps built from SNPs observed in segregating populations where numerous markers are often in total linkage disequilibrium and placed at the exact same position/bucket along the genetic map. These algorithms are implemented in the R package, named LCSLCIS, ready to replace an already existing slower routine used to accomplish the exact same task. Finally, we have illustrated the effectiveness of our approach by applying it to the visual comparison of genetic maps.

The main contribution of the present work is hence twofold. First it provides a theoretical framework when considering genetic maps as bucket orders including a formal definition of i) the LC(I)S for two bucket orders ii) the homogenization of two bucket orders and iii) proof that the LC(I)S is unchanged by the homogenization procedure. Second, it provides a toolkit of simple though efficient algorithms to compute LC(I)S that can be reused by various genetic map related applications. For instance ALLMAPS [6] orient and order sequence scaffolds by minimizing the sum of LCS distance between the considered scaffold organization and some input genetic maps. The LC(I)S procedure introduced here can thus advantageously replace the one used in ALLMAP to efficiently deal with markers located at the same position. The Genetic Map Comparator also relies on an LCS routine to pinpoint incongruent marker positions in different genetic maps and could also benefit from the optimized solution we proposed. Tools which search to build a consensus of several genetic maps, such as MergeMap [34], DAGGER [4] could also benefit from this work. Any genetic map related tool relying on LCS subroutine can safely replace its current LCS subroutine by ours –to do the exact same work but faster– and could thus benefit from a significant speed up while preserving its accuracy. To widen the fields of application, it would be interesting to use these results to design an efficient heuristic able to efficiently search for a genetic map that is the median of several input maps in so far as the LC(I)S related measurements are concerned. Such a heuristic could be used, for example, to construct the backbone of a consensus map efficiently.

Supporting information

S1 Proof. Proof of Lemma 1.

(PDF)

S2 Proof. Proof of Proposition 1.

(PDF)

S1 Algo. Linear homogenization. This algorithm is a linear version of Algorithm 1 assuming that bucket orders are composed of pointers to elements of the domain. This version is inspired by a trick found in [28] to preprocess bucket orders by relabeling the domain \mathcal{D} by the integers from 1 to $|\mathcal{D}|$.

(PDF)

S2 Algo. LC(I)S from LCS-pre-process. Algorithm S2 Algo is an alternative version of Algorithm 1 that does not need to assume a total order on \mathcal{D} nor similar bucket orderings as it relies on the preprocess of Algorithm 1 (or its linear version Algorithm S3 Algo).

(PDF)

S3 Algo. Linear LCS-pre-process. Algorithm S3 Algo is a linear version of Algorithm 1 assuming that bucket orders are composed of pointers to elements of the domain, using the same trick as Algorithm S1 Algo.

(PDF)

Author Contributions

Conceptualization: Lisa De Mattéo, Vincent Ranwez, Sèverine Bérard.

Formal analysis: Vincent Ranwez, Sèverine Bérard.

Funding acquisition: Sèverine Bérard.

Investigation: Lisa De Mattéo.

Methodology: Vincent Ranwez, Sèverine Bérard.

Software: Lisa De Mattéo, Yan Holtz, Vincent Ranwez.

Supervision: Vincent Ranwez, Sèverine Bérard.

Validation: Yan Holtz, Vincent Ranwez, Sèverine Bérard.

Visualization: Yan Holtz.

Writing – original draft: Lisa De Mattéo, Vincent Ranwez, Sèverine Bérard.

Writing – review & editing: Vincent Ranwez, Sèverine Bérard.

References

1. Sturtevant AH. The linear arrangement of six sex-linked factors in *Drosophila*, as shown by their mode of association. *Journal of Experimental Zoology*. 1913; 14:43–59. <https://doi.org/10.1002/jez.1400140104>
2. Cone KC, Coe EH. In: *Genetic Mapping and Maps*. New York, NY: Springer New York; 2009. p. 507–522.
3. Brandenburg F, Gleißner A, Hofmeier A. The nearest neighbor Spearman footrule distance for bucket, interval, and partial orders. *J Comb Optim*. 2013; 26(2):310–332. <https://doi.org/10.1007/s10878-012-9467-x>
4. Endelman JB. New algorithm improves fine structure of the barley consensus SNP map. *BMC Genomics*. 2011; 12(1):407. <https://doi.org/10.1186/1471-2164-12-407> PMID: 21831315
5. Endelman JB, Plomion C. LPmerge: an R package for merging genetic maps by linear programming. *Bioinformatics*. 2014; 30(11):1623–1624. <https://doi.org/10.1093/bioinformatics/btu091> PMID: 24532720
6. Tang H, Zhang X, Miao C, Zhang J, Ming R, Schnable JC, et al. ALLMAPS: robust scaffold ordering based on multiple maps. *Genome Biology*. 2015; 16(1):3. <https://doi.org/10.1186/s13059-014-0573-1> PMID: 25583564
7. Jachner S, van den Boogaart KG, Petzoldt T. *Statistical Methods for the Qualitative Assessment of Dynamic Models with Time Delay (R Package qualV)*. *Journal of Statistical Software*. 2007; 22(8):1–30. <https://doi.org/10.18637/jss.v022.i08>
8. Li G, Serba D, Saha MC, Bouton J, Lanzatella CL, Tobias C. Genetic Linkage Mapping and Transmission Ratio Distortion in a Three-Generation Four-Founder Population of *Panicum virgatum* (L.). 2014; 4:5 913–5923.
9. Fiedler J, Lanzatella C, Okada M, Jenkins J, Schmutz J, Tobias C. High-Density Single Nucleotide Polymorphism Linkage Maps of Lowland Switchgrass using Genotyping-by-Sequencing. 2015; 8.

10. Wang Y, Tang H, Debarry JD, Tan X, Li J, Wang X, et al. MCScanX: A toolkit for detection and evolutionary analysis of gene syteny and collinearity. 2012; 40:e49.
11. Xu Y, Bi C, G, S, Dai X, Yin T, et al. VGSC: A Web-Based Vector Graph Toolkit of Genome Syteny and Collinearity. 2016; 2016:8.
12. Holtz Y, David J, Ranwez V. The genetic map comparator: a user-friendly application to display and compare genetic maps. *Bioinformatics*. 2017; 33(9):1387–1388. <https://doi.org/10.1093/bioinformatics/btw816> PMID: 28453680
13. Silfverberg M, Liu L, Hulden M. A Computational Model for the Linguistic Notion of Morphological Paradigm. In: COLING; 2018. p. 1615–1626.
14. Beal R, Afrin T, Farheen A, Adjeroh D. A new algorithm for “the LCS problem” with application in compressing genome resequencing data. In: 2015 IEEE International Conference on Bioinformatics and Biomedicine (BIBM); 2015. p. 69–74.
15. Hunt JW, Szymanski TG. A Fast Algorithm for Computing Longest Subsequences. *Commun ACM*. 1977; 20(5):350–353. <https://doi.org/10.1145/359581.359603>
16. Masek WJ, Paterson M. A Faster Algorithm Computing String Edit Distances. *J Comput Syst Sci*. 1980; 20(1):18–31. [https://doi.org/10.1016/0022-0000\(80\)90002-1](https://doi.org/10.1016/0022-0000(80)90002-1)
17. Apostolico A. Improving the Worst-Case Performance of the Hunt-Szymanski Strategy for the Longest Common Subsequence of Two Strings. *Inf Process Lett*. 1986; 23(2):63–69. [https://doi.org/10.1016/0020-0190\(86\)90044-X](https://doi.org/10.1016/0020-0190(86)90044-X)
18. Maier D. The Complexity of Some Problems on Subsequences and Supersequences. *J ACM*. 1978; 25(2):322–336. <https://doi.org/10.1145/322063.322075>
19. Delcher AL, Kasif S, Fleischmann RD, Peterson J, White O, Salzberg SL. Alignment of whole genomes. *Nucleic Acids Research*. 1999; 27(11):2369. <https://doi.org/10.1093/nar/27.11.2369> PMID: 10325427
20. Vialette S, Bonizzoni P, Dondi R, Della Vedova G, Fertin G, Rizzi R. Exemplar Longest Common Subsequence. *IEEE/ACM Transactions on Computational Biology and Bioinformatics*. 2007; 4:535–543. <https://doi.org/10.1109/TCBB.2007.1066> PMID: 17975265
21. Beal R, Afrin T, Farheen A, Adjeroh D. A new algorithm for “the LCS problem” with application in compressing genome resequencing data. *BMC Genomics*. 2016; 17(4):544. <https://doi.org/10.1186/s12864-016-2793-0> PMID: 27556803
22. Habib M, Paul C, Viennot L. Partition Refinement Techniques: An Interesting Algorithmic Tool Kit. *Int J Found Comput Sci*. 1999; 10(2):147–170. <https://doi.org/10.1142/S0129054199000125>
23. Fagin R, Kumar R, Mahdian M, Sivakumar D, Vee E. Comparing Partial Rankings. *SIAM J Discrete Math*. 2006; 20(3):628–648. <https://doi.org/10.1137/05063088X>
24. Wen W, He Z, Gao F, Liu J, Jin H, Zhai S, et al. A High-Density Consensus Map of Common Wheat Integrating Four Mapping Populations Scanned by the 90K SNP Array. *Front Plant Sci*. 2017; 8:1389. <https://doi.org/10.3389/fpls.2017.01389> PMID: 28848588
25. Holub J, Smyth WF. Algorithms on indeterminate strings. 2003; p. 36–45.
26. Daykin JW, Watson B. Indeterminate String Factorizations and Degenerate Text Transformations. *Mathematics in Computer Science*. 2017; 11(2):209–218. <https://doi.org/10.1007/s11786-016-0285-x>
27. Dijkstra EW. Smoothsort, an Alternative for Sorting In Situ. *Sci Comput Program*. 1982; 1(3):223–233. [https://doi.org/10.1016/0167-6423\(82\)90016-8](https://doi.org/10.1016/0167-6423(82)90016-8)
28. Bansal MS, Fernández-Baca D. Computing distances between partial rankings. *Inf Process Lett*. 2009; 109(4):238–241. <https://doi.org/10.1016/j.ipl.2008.10.010>
29. Brandenburg FJ, Gleißner A. Ranking chain sum orders. *Theor Comput Sci*. 2016; 636:66–76. <https://doi.org/10.1016/j.tcs.2016.05.026>
30. Wagner RA, Fischer MJ. The String-to-String Correction Problem. *J ACM*. 1974; 21(1):168–173. <https://doi.org/10.1145/321796.321811>
31. Jacobson G, Vo K. Heaviest Increasing/Common Subsequence Problems. In: *Combinatorial Pattern Matching, Third Annual Symposium, CPM 92, Tucson, Arizona, USA, April 29–May 1, 1992, Proceedings*; 1992. p. 52–66.
32. Holtz Y, Ardisson M, Ranwez V, Besnard A, Leroy P, Poux G, et al. Genotyping by Sequencing Using Specific Allelic Capture to Build a High-Density Genetic Map of Durum Wheat. *Plos One*. 2016; 11(5). <https://doi.org/10.1371/journal.pone.0154609>
33. Bulteau L, Fertin G, Rusu I. Revisiting the Minimum Breakpoint Linearization Problem. *Theor Comput Sci*. 2013; 494:122–133. <https://doi.org/10.1016/j.tcs.2012.12.026>
34. Wu Y, Close TJ, Lonardi S. Accurate Construction of Consensus Genetic Maps via Integer Linear Programming. *IEEE/ACM Transactions on Computational Biology and Bioinformatics*. 2011; 8(2):381–394. <https://doi.org/10.1109/TCBB.2010.35> PMID: 20479505