



**HAL**  
open science

## Metallophytes for organic synthesis: towards new bio-based selective protection/deprotection procedures

Claire Grison, Alicia Velati, Vincent Escande, Claude Grison

### ► To cite this version:

Claire Grison, Alicia Velati, Vincent Escande, Claude Grison. Metallophytes for organic synthesis: towards new bio-based selective protection/deprotection procedures. *Environmental Science and Pollution Research*, 2015, Combining Phytoextraction and Ecological Catalysis: an Environmental, Ecological, Ethic and Economic Opportunity, 22 (8), pp.5686 - 5698. 10.1007/s11356-014-3526-z . hal-01937609

**HAL Id: hal-01937609**

**<https://hal.umontpellier.fr/hal-01937609>**

Submitted on 23 Feb 2021

**HAL** is a multi-disciplinary open access archive for the deposit and dissemination of scientific research documents, whether they are published or not. The documents may come from teaching and research institutions in France or abroad, or from public or private research centers.

L'archive ouverte pluridisciplinaire **HAL**, est destinée au dépôt et à la diffusion de documents scientifiques de niveau recherche, publiés ou non, émanant des établissements d'enseignement et de recherche français ou étrangers, des laboratoires publics ou privés.

# Metallophytes for organic synthesis: towards new bio-based selective protection/deprotection procedures

Claire M. Grison · Alicia Velati · Vincent Escande ·  
Claude Grison

**Abstract** We propose for the first time using metal hyperaccumulating plants for the construction of a repertoire of protection and deprotection conditions in a concept of orthogonal sets. Protection of alcohol, carbonyl, carboxyl, and amino groups are considered. The ecocatalysts derived from metal-rich plants allow selective, mild, eco-friendly, and efficient protection or deprotection reactions. The selectivity is controlled by the choice of the metal, which is hyperaccumulated by the metallophyte.

**Keywords** Ecocatalysis · Bio-based chemistry · Protecting groups · Metal hyperaccumulating plants · Phytoextraction

## Introduction

Transitioning from fossil carbon to alternative green carbon is an essential objective of the current bio-sciences. In the area of bio-based chemistry, using raw materials derived from

biomass is a very important and challenging objective for the production of platform commodity chemicals. Intense efforts and progresses have been realized in the development of attractive processes of the transformation of feedstocks into basic chemicals. However, a gap still persists between efforts to boost the bio-based synthesis of basic and commodity chemicals and the preparations of intermediate, fine, complex, and high value-added specialty chemicals. The use of natural resources, such as oligosaccharides, glycopeptides, glycolipids, peptides, and nucleotides, raises the question of the polyfunctional molecules for the design of complex molecules. It is a central problem in fine organic synthesis. The topic of functional group incompatibility is little studied in eco-friendly synthesis. Bio-inspired chemistry cannot totally avoid protection/deprotection steps, because they are necessary to develop access to complex molecules. It is therefore interesting to revisit temporary modifications using blocking or protecting groups with an eco-friendly approach.

Considering the chemo-, regioselectivity, and mildness of our ecocatalysts (Escande et al. 2013a, b, 2014; Grison et al. 2013; Grison and Escarre 2011; Grison and Escande 2012, 2013, 2014; Losfeld et al. 2012a, b, c), we propose for the first time using metal-hyperaccumulating plants for the construction of a repertoire of protection and deprotection conditions in a concept of orthogonal sets. The choice of the functional groups described is based on their utility in conversion of renewable biomass. The selectivity, protection, and cleavage conditions are described.

## Materials and methods

### Ecocatalyst preparation





The selection of hyperaccumulator plants was undertaken in the context of our ongoing phytoremediation programs. Zn-

C. M. Grison  
Institut de Chimie Moléculaire et des Matériaux d'Orsay, Université  
Paris Sud, Rue du Doyen Georges Poitou, 91405 Orsay Cedex,  
France

A. Velati · V. Escande · C. Grison (✉)  
Laboratory of Bioinspired Chemistry and Ecological Innovations  
FRE CNRS UM2 Stratoz 3673, Cap Alpha, Avenue de l'Europe,  
34830 Clapiers, France  
e-mail: claude.grison@cnrs.fr

V. Escande  
ADEME, 20 av. du Grésillé, BP90406, 49004 Angers, France

**Table 1** Metallophytes species and derived ecocatalysts

Metallophytes species	Ecocatalyst	ICP-MS analysis								
		Mass %								
		Mg	Ca	Mn	Fe	Cu	Zn	Cd	Pb	Tl
<i>Noccaea caerulescens</i> 	Eco-Zn	3.91	34.52	0.07	1.82	0.26	10.59	0.19	0.44	0.27
<i>Iberis intermedia</i> 	Eco-Tl	7.76	26.17	–	–	–	1.93	0.21	0.18	1.20
<i>Grevillea exul exul</i> 	Eco-Mn	4.68	10.91	5.90	1.80	0.15	0.67	0.01	0.06	–
<i>Plantago major</i> 	Eco-Ca	1.6	13.9	0.3	0.2	0.0	0.4	–	–	–

hyperaccumulating leaves were derived from *Noccaea caerulescens*. Tl-hyperaccumulating leaves were derived from *Iberis intermedia*. They were collected from plants growing on the Les Avinières mine site at Saint-Laurent-Le-Minier (Gard) in the Mediterranean climate region of southern France.

Mn-hyperaccumulating leaves were derived from *Grevillea exul* spp. *exul*. They were collected from plants growing in the southern province of the subtropical Pacific island of New Caledonia.

Leaves rich in Ca were derived from *Plantago major*. They were collected from plants growing on Montpellier (Hérault) in the Mediterranean climate region of southern France.

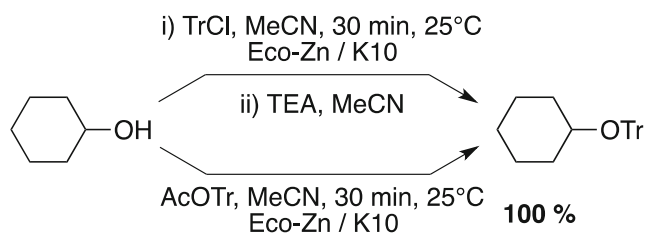
Leaves were harvested before flowering, air-dried, and grounded. In the case of ecocatalysis (Eco)-Zn, Eco-Mn, and Eco-Ca catalysts, the obtained solid (150 g) was calcinated at 400 °C for 5 h, and the resulting powder (14.8 g) was added to 1 L of hydrochloric acid (~1 M) solution. For the Eco-Tl catalyst, the solid was reacted within 65 mL of concentrated nitric acid. The solution was heated at 60 °C

and stirred for 2 h. The reaction mixture was then filtered on celite. Resulting ecocatalysts were stored under nitrogen atmosphere until the next laboratory period. Purification steps are not mandatory in our process inductively coupled plasma mass spectrometry (ICP-MS) was used to determine the composition of the various ecocatalysts obtained. Results are summarized in Table 1.

#### Protection/deprotection by ecocatalysis

#### Chemicals

Reagents and solvents were purchased from commercial sources (Aldrich, Acros, Merck, Fluka, and VWR International). Reagents were used without further purification unless otherwise noted. Pyridine, acetonitrile, and triethylamine were distilled under calcium hydride. All reactions were performed under argon (or nitrogen) and stirring unless otherwise noted. When needed, glassware was dried overnight in an oven ( $T > 100$  °C).



**Scheme 1** Tritylation of cyclohexanol by Eco-Zn catalyst

#### Purification and analysis of reaction products

Gas chromatography coupled with mass spectrometry (GC-MS) analyses were performed using electronic impact ionization mode on a Varian Saturn 2000 ion trap instrument, interfaced with a Varian CP-3800 apparatus. The Varian CP-3800 was equipped with a 1079 split-splitless injector (206 °C) and a 30 m × 0.25 mm × 0.25 μm film thickness ID WCOT CPSil-8CB fused silica capillary column (Chrompack®, Bergen op Zoom, The Netherlands), with helium as carrier gas (1 mL/min), and was programmed for 2 min isothermal at 50 °C, which was then increased from 50 to 220 °C at 4 °C/min. Mass spectra were recorded in electronic impact (EI) at 70 eV and were identified by comparison with data of the NIST 98 software library (Varian, Palo Alto, CA, USA) and by comparison of the retention time of the standard compounds.

Flash column chromatography was performed using Chromagel Carlo Erba Reactifs SDS silica 60 A CC 35–70 μm. Reactions were monitored using Merck Kieselgel 60 F254 aluminum. TLCs were visualized by UV fluorescence (254 nm), and then one of the following: KMnO<sub>4</sub>, ninhydrin, phosphomolybdic acid solution, and phosphotungstic acid solution was used.

NMR spectra were recorded on a Bruker Avance 300 spectrometer at room temperature, <sup>1</sup>H frequency is at 300 MHz, and <sup>13</sup>C frequency is at 75 MHz. IR spectra were recorded on a PerkinElmer Spectrum 100 FT-IR spectrometer, in ATR mode. Mass spectra were determined with a LC/MS Waters 3695 Separation module, Micromass ZQ 2000 by electrospray ionization (ESI positive or negative). MALDI-TOF mass spectra were recorded on a Voyager-DE spectrometer (PerSeptive Biosystems, USA) using a 10:1 (*m/m*) mixture of 2,4,6-trihydroxyacetophenone/ammonium citrate as a saturated solution in acetonitrile/water (1:1, *v/v*) for the matrix. The structure of compounds was determined by full spectroscopic characterization and was identified by comparison to previously published spectral data.

#### Protection of alcohol groups

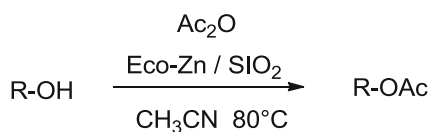
**Tritylation** Eco-Zn catalyst was obtained through the process described above. Montmorillonite K10 was obtained from

Alfa-Aesar. In a typical experiment, montmorillonite K10 (170 mg) was placed in a porcelain mortar and air-dried. Eco-Zn (0.58 equiv., 0.58 mmol Zn(II)) was added and mixed with montmorillonite K10 using a pestle to obtain a homogeneous powder. This powder was then put in a dry round-bottom flask in which nucleophilic substrate (1 equiv., 1 mmol), and trityl chloride (1 equiv., 1 mmol, 278.8 mg) was then added. The suspension was allowed to stir for 1 h. The catalyst was then separated by filtration, and the reaction mixture was concentrated under reduced pressure. Taken up with dichloromethane, the organic phase was washed with water. After drying and concentrating the organic phase, the product obtained was analyzed by IR and GC-MS. Menthol was used as an internal reference, and it was confirmed that the reaction was quantitative. IR spectra were recorded on a PerkinElmer Spectrum 100 FT-IR spectrometer, in ATR mode.

**Acetylation** In a typical procedure, the nucleophilic substrate (1 equiv., 1 mmol) was placed in a 10-mL flask equipped with a magnetic stirring bar. Acetic anhydride (1.2 equiv., 1.2 mmol, 122.51 mg) diluted in 10 mL of acetonitrile was added. The silica-supported Eco-Zn catalyst (94 mg of finely divided ecocatalyst in the presence of 170 mg of SiO<sub>2</sub>, dried by heating on an electric lamp for 15 min at 150 °C) was then introduced to the mixture. The reaction was complete in 3 h at 80 °C. The reaction mixture was filtered, and the catalyst was isolated and dried for subsequent reaction. The filtrate was diluted in an organic solvent such as dichloromethane, washed with diluted sodium bicarbonate solution, and then dried and concentrated under reduced pressure. IR followed by GC-MS confirmed the quantitative formation and purity of acetylation products.

**Silylation** Eco-Zn (0.12 equiv., 0.12 mmol Zn(II), 47 mg) was dried prior to the reaction and supported on SiO<sub>2</sub> (170 mg) in the typical procedure stated before. Alcohol (1 equiv., 1 mmol) and hexamethyldisilazane (HMDS) (0.75 equiv., 0.75 mmol, 120.15 mg) were added under N<sub>2</sub> at 25 °C, to a suspension of 2 mL of anhydrous acetonitrile with the supported ecocatalyst. With the polyol derivatives, the ratio OH moiety/HMDS was 1:0.75. The mixture was stirred and was then filtered to recover the ecocatalyst, washed with EtOAc and concentrated under reduced pressure. The products were confirmed by IR and GC-MS and compared with spectra of authentic samples.

**Recycling of the Eco-Zn catalyst** After completion of the reaction, the supported catalyst was filtered, washed twice with dichloromethane, and easily dried by heating at 110 °C for 30 min. The solid residue was kept in a stove at 90 °C. It was reused as *ecocatalyst* under the same conditions and retained optimum activity until 4 cycles. The batch-to-batch variability of reagent was controlled by ICP-MS.



**Scheme 2** Acetylation of alcohol by Eco-Zn catalyst

#### Protection of the carbonyl group

**Enol ether formation** In a 25-mL flask equipped with a magnetic stirrer, a condenser, a dropping funnel, and a thermometer, 5 mL of absolute ethanol and Eco-Mn catalyst (0.30 mmol in Mn(II), 286 mg) were added. Citronellal (3.0 mmol, 462 mg) was introduced on the mixture. After stirring and heating for 6 h, the reaction was complete. The reaction products have been characterized easily by GC-MS and IR.

**Dithioacetal deprotection** The dithioacetal substrate (0.1 equiv., 0.1 mmol, 28.64 mg) was introduced with 6 mL of acetonitrile in a 10-mL flask equipped with a magnetic stirring bar. Four hundred milligrams of finely ground Eco-T1 catalyst was introduced to the mixture. The reaction was stirred for 22 h at room temperature. The product was directly silylated to be analyzed by GC-MS. The procedure described above with Eco-Zn was followed for silylation. The reaction mixture was filtered and concentrated under reduced pressure. The crude product was analyzed by  $^1\text{H}$ ,  $^{13}\text{C}$ , COSY, HSQC, and HMBC NMR. The persilylated glucose was obtained as the two anomers,  $\alpha$  and  $\beta$ , easily identifiable by  $^1\text{H}$  NMR: two doublets, respectively, 5.7 and 5.5 ppm in the ratio 66:33.

#### Protection of the carboxyl group

**Transesterification** The reaction was conducted in a 10-mL sealed tube, equipped with a magnetic stirring bar, under  $\text{N}_2$  atmosphere. To a solution of ethyl-2-methyl-5-[(1*S*,2*R*)-1,2,3-trihydroxypropyl]-3-furanoate (1 equiv., 0.041 mmol, 10 mg)

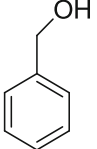
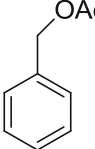
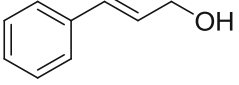
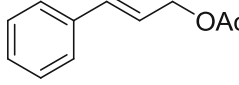
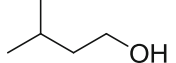
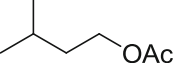
in hexan-1-ol (2 mL), Eco-Zn (0.1 equiv., 0.0041 mmol Zn(II), 4.1 mg) was added. The mixture was heated for 16 h at 80 °C. The reaction was monitored by TLC with cyclohexane/acetone (9:1). After completion of the reaction, the crude product was purified by column chromatography over silica gel using cyclohexane/acetone (9:1) as the eluent, to afford pure hexyl-2-methyl-5-[(1*S*,2*R*)-1,2,3-trihydroxypropyl]-3-furanoate as a yellow oil (12.1 mg, 98 %). IR 3,444, 2,923, 1,716, and 1,460  $\text{cm}^{-1}$ ;  $^1\text{H}$  NMR ( $\text{CDCl}_3$ , 300 MHz)  $\delta$ , 6.62 (s, 1H), 4.22–4.34 (m, 3H), 3.30–3.84 (m, 3H), 2.59 (s, 3H), 1.05–1.50 (m, 8H), 0.88 (m, 3H).

**Chemoselective cleavage of carboxylic ester** Eco-Ca catalyst (1.8 equiv. Ca(II), 12.9 mmol, 3,71 g) was added to 16 mL of a mixture of isopropanol/water (7:3 v/v). After 5 min of stirring, methyl ester (1 equiv., 7.2 mmol, 0.4 g) was slowly added. The reaction mixture was stirred for 3 h and 30 min then diluted by addition of 10 mL of diethyl ether. The pH was adjusted to 4 by addition of hydrochloric acid solution (1 M), and then, the aqueous layer was extracted with diethyl ether. Organic layers were combined, dried over  $\text{MgSO}_4$ , filtrated, and evaporated under reduced pressure. The residue was purified by column chromatography on silica gel (hexane/AcOEt 1:1 v/v). A white solid was obtained (80 %). Analyses by  $^1\text{H}$  and  $^{13}\text{C}$  NMR and MS (EI+) of the product were consistent with Escande et al. (2013) and clearly proved the formation of the expected acid.

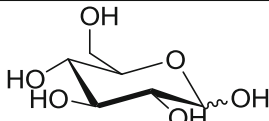
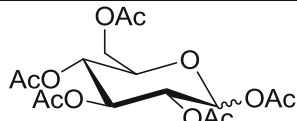
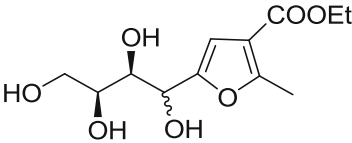
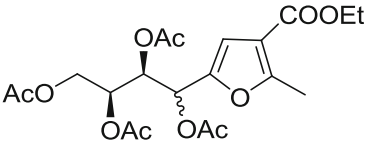
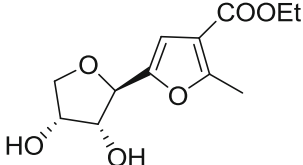
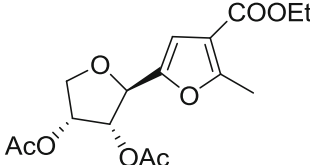
#### Protection of the amino group

**N-Formylation** Eco-Zn catalyst (1 equiv. Zn(II), 1 g) and silica (1 equiv., 1 g) were stirred in ethanol for 1 h at room temperature. The solvent was evaporated, and the collected powder was dried in a stove at 130 °C overnight and stored in a desiccator. Amine (1 equiv., 0.2 mmol), formic acid (4 equiv., 0.8 mmol), and 100 mg of silica-supported Eco-Zn catalyst (0.04 mmol Zn(II)) were stirred for 4 h at 110 °C in a

**Table 2** Acetylation of alcohol function by Eco-Zn catalyst

Substrate	Product	Conditions (h)	Yield (%)
		2	100
		1	97
		1	100

**Table 3** Acetylation of carbohydrate derivatives and polyols by Eco-Zn catalyst

Entry	Substrate	Product	Conditions (h)	Yield (%)
1			1	100
2			1	100
3			1	100

10-mL sealed tube. The reaction was monitored by IR and GC-MS analysis. All the products were characterized by NMR, IR, and MS (EI+) and compared with literature (Bao et al. 2008; Brahmachari and Lasakr 2010; Das et al. 2008; Ma'mani et al. 2010; Saladino et al. 2006; Shekhar et al. 2009; Suchý et al. 2011).

**Cleavage of the tert-butyloxycarbonyl group** To a solution of *N*-tert-butyloxycarbonyl (BOC)-L-alanine-benzylester (1 equiv., 0.19 mmol, 55 mg) in 1 mL of MeOH, Eco-Zn catalyst (1 equiv. Zn(II), 0.19 mmol, 214 mg) was added. The resulting suspension was stirred for 5 h at 50 °C. The reaction was monitored by TLC with cyclohexane/ethyl acetate (7:3). After completion of the reaction, the crude product was filtered and concentrated under reduced pressure to afford L-alanine-benzylester (100 %). Analyses by <sup>1</sup>H and MS (EI+) of the product were consistent with literature.

## Results and discussion

### Protection of the hydroxyl group

A wide range of natural products is characterized by the presence of carbohydrate entities. Natural carbohydrates and synthetic analogues are playing a decisive role in the area of the pharmaceutical, nutraceutical, cosmetic, and energy industries. In synthetic strategy, carbohydrates are particularly attractive substrates, because there are a high degree of functionality and chirality. The synthetic potential of carbohydrates is closely linked to the ability to realize chemoselective transformations of functional groups. However, a scaffold of protecting groups is always required for such transformations.

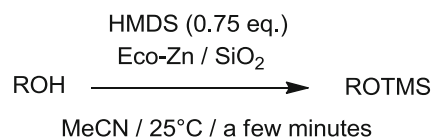
For the first time, new bio-based strategies are presented for diverse protections of hydroxyl groups including diols.

### Formation

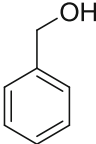
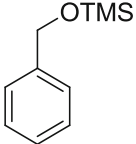
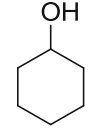
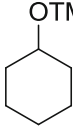
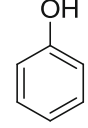
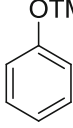
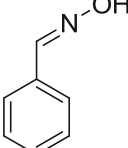
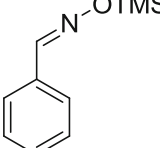
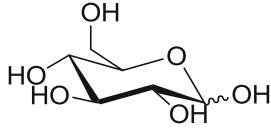
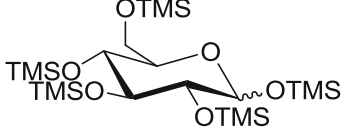
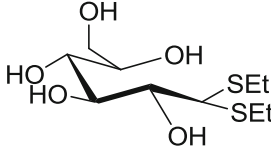
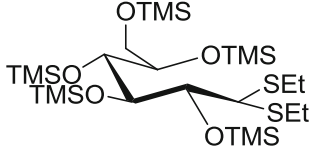
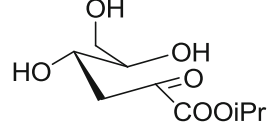
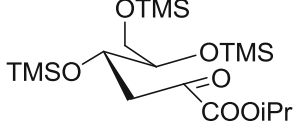
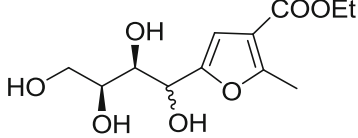
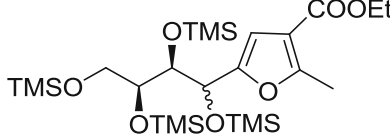
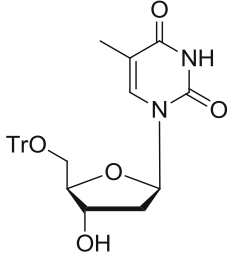
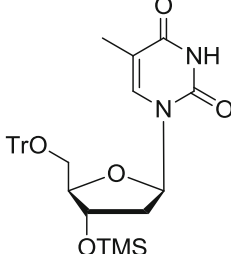
**Tritylation** The triphenylmethyl or trityl group (abbreviated OTr) has been extensively used in classical carbohydrate chemistry. Its stability to bases and nucleophiles, but its easy removal under acidic conditions has often been appreciated.

Two methods for the introduction of the trityl group have been studied: the direct tritylation with trityl chloride and the transtritylation. Ecocatalysis-Zn, called Eco-Zn, was a bio-based catalytic system, derived from the zinc-hyperaccumulating plant, *N. caerulescens*, which was used in both reaction types. Cyclohexanol has been used as a model substrate (Scheme 1).

The two processes were performed with cyclohexanol in a minimum of acetonitrile. The reaction mixture was stirred at room temperature, and it was injected into GC-MS and IR for monitoring progress. The reaction was monitored by GC-MS using menthol as an internal reference. It was quantitative in 1 h at room temperature. Directly after evaporation and washing for the first reaction, the protected cyclohexanol was obtained pure, with a simple filtration to separate the ecocatalyst resulting in less contamination of the product. Moreover, the Eco-Zn catalyst has been reused several times after thermic treatment at 150 °C.

**Scheme 3** Silylation of hydroxyl groups by Eco-Zn catalyst

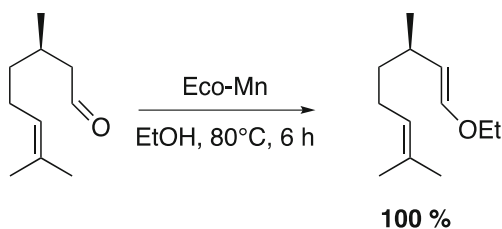
**Table 4** Silylation of hydroxyl groups by Eco-Zn catalyst

Entry	Substrate	Product	Time	Yield (%)
1			15 min	100
2			15 min	100
2			15 min	100
3			20 min	100
4			4 h	100
5			4 h	100
6			4 h	100
7			4 h	100
8			45 min	90

The classical method for the introduction of the trityl group involves the reaction of a primary alcohol function in pyridine. Long heating, dimethylaminopyridine (DMAP) or diazabicycloundecene (DBU) is often used to accelerate the reaction (Kocienski 1994). These conditions generate high

amounts of environmental unfriendly wastes and leads to high E factors. The use of Eco-Zn catalyst substantially reduces wastes at the source.

Lewis acids have been sporadically employed in tritylation protocols. A comparison with zinc chloride homogeneous



**Scheme 4** Protection of carbonyl groups by Eco-Mn catalyst into enol ether

catalysis and Eco-Zn is interesting. The use  $\text{ZnCl}_2$  is based on the use of one equivalent of Lewis acid (Maletese et al. 2011), while 0.1 equivalent of Eco-Zn is sufficient.

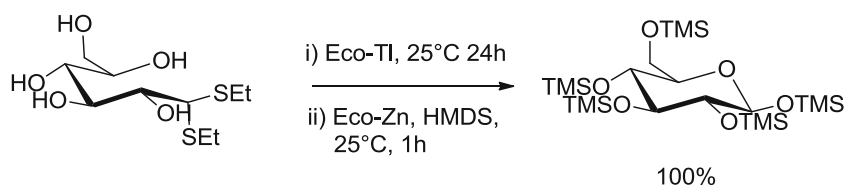
The eco-process is thus simple, eco-friendly, and efficient even with secondary alcohol.

**Acetylation** The acetate ester (abbreviated OAc) is one of the cheapest and most common protections of the hydroxyl groups in oxidation, peptide coupling, or glycosidation reactions. They are easily cleaved under mildly basic or acidic conditions. The formation of a completely acetylated carbohydrate can be obtained by adding acetic anhydride in pyridine solution (Greene and Wuts 1991). This common methodology is efficient but does not respect green and sustainable principles. The toxicity of pyridine and the reaction workup lead to considerable toxic wastes.

The Eco-Zn bio-based polymetallic systems constitute an alternated greener catalyst system for this reaction. Under mild acidic conditions, the acetate ester group of different alcohols was readily prepared by esterification using anhydride acetic acid and Eco-Zn catalyst supported on silica gel (Scheme 2). A simple filtration led to isolate the expected acetylated product. No workup was necessary. As shown in Table 1, 10 % mol of Zn is sufficient to lead to expected quantitative yields. The activity of Eco-Zn is enhanced with respect reference to commercial  $\text{ZnCl}_2$  (24 % mol of Zn, Gupta et al. 2008). The polymetallic composition of Eco-Zn allows to avoid the agglomeration of Zn particles and increases their catalytic activity. Supported Eco-Zn could be completely recovered and recycled in the process after thermic reactivation and without purification. Thus, the use of Eco-Zn as a catalyst offers important advantages in reaction selectivity, efficiency, and waste reduction.

Considering the high yields obtained in the acetylation of model alcohols presented in Table 2, the acetylation of useful carbohydrate derivatives and polyols has been carried out with the same Eco-Zn catalyst (Table 3).

**Scheme 5** Deprotection of S,S-acetal of D-glucose by Eco-Tl catalyst



**Silylation** Trimethylsilyl ethers (abbreviated TMS) are widely used to derivatize carbohydrates and polar molecules for GC and GC-MS.  $\text{TMSCl}$  and  $\text{TMSOTf}$  are often used but require the presence of amino organic bases and so aqueous workup (Kocienski 1994). A major concern with regard to sustainability is the release of auxiliary substances inducing workup operations and wastes. Thus, the formation of TMS ethers was performed with HMDS and a simple silica-supported bio-based catalyst (Scheme 3).

The protection reaction was quantitative and performed at room temperature in a few minutes and with cheap reagents compared to the classical method. Solid catalysts are separated from silylated products by a simple filtration. Products were obtained pure with purification. Trimethylsilylation has been successfully accomplished with a large number of functional groups [primary (entry 1) and secondary alcohols (entry 2), phenol (entry 3), oxime (entry 4), in the presence of ester, dithioacetal, ketone, or trityl groups, with carbohydrates (entries 4–7) and nucleoside (entry 8)]. Excellent results were obtained in each case (Table 4). The efficiency of Eco-Zn catalyst should be noted; the reaction which needed ten times less catalyst than  $\text{ZnCl}_2$  commercial with the reaction time is similar. The scaling up of the silylation process did not have any problem. It was possible to carry out the silylation of 50 mmol benzylalcohol with the same conditions. In the context of green chemistry, the supported Eco-Zn has been recycled four times without any loss of activity. It was recycled by washing with ethyl acetate and drying in an oven (120 °C, 5 h), before being reused in the next run. Subsequent easy workup was based on washing the solid with ethyl acetate in order to extract the reaction products. Insolubility of the metallic elements of the Eco-Zn in this solvent was noted. This improved methodology was very efficient (Table 4, entry 1) and allowed avoiding contamination of reaction products with metallic residue.

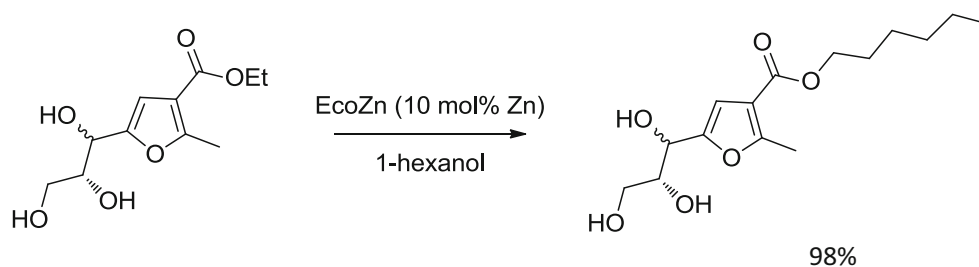
#### Protection of the carbonyl group

#### Formation

Ecocatalyst-Mn, called Eco-Mn, is derived from the Mn-hyperaccumulating plant, *G. exul* spp. *exul*. The conversion of *G. exul* shoots into ecocatalysts produced Eco-Mn composed of Mn(II). This oxidation state has been previously investigated (Grison and Escande 2012). It constituted an efficient system for preserving the carbonyl group. The



**Scheme 6** Transesterification by Eco-Zn catalyst



specific properties of these catalysts are shown in a through-type reaction (Scheme 4) that consists in the catalyzed acetalization of citronellal following one pot by  $\beta$ -elimination.

After stirring and heating for 6 h, the expected enol ether was obtained pure with no need of purification. The Eco-Mn was separated from the product by simple filtration. The product purity was easily analyzed by GC-MS and IR.

### Cleavage

The carbohydrate diethyl dithioacetals have been reported as the most frequent acyclic carbohydrate derivatives, because the dithioacetal functionality constitutes the most useful precursor for aldehyde carbohydrates (Horton and Norris 1997). The use of carbohydrate *S,S*-acetals is limited by the severe cleavage conditions of this protection. They are resistant to protic acids; the assistance of heavy metal reagents such as Ag(I) and Hg(II) is needed. These at last are remained attached to the dithiol product. The reaction is buffered to neutralize the two equivalents of acid liberated in the hydrolysis. Moreover, long reaction times and heating are required for satisfactory yield. These conditions are difficult to apply to sensitive substrates as carbohydrates without a high loss of yield due to degradation. Oxidative cleavage is an alternative method for dithioacetal deprotection (Horton and Norris 1997). However, it induces rapid degradation when carried on carbohydrates, if the reaction is not carefully controlled.

Jones et al. (1986) have described an effective deprotection of acyclic dithio acetals, ketals, dithiolanes, and dithianes with nitrate thallium. However, this strategy including carbohydrate substrates seems to be unknown. For the first time, the chemoselective cleavage of the diethyl *S,S*-acetal of D-glucose was studied without degradation when using ecocatalyst. Starting with *I. intermedia*, a thallium hyperaccumulating plant, the first Eco-Tl catalyst was prepared and catalyzed

the dithioacetalization deprotection of D-glucose derivative (Scheme 5).

The deprotection of *S,S*-acetal (24 h, 25 °C, 100 %) was followed by the silylation of the released anomeric alcohol (1 h, 25 °C, 100 %) to analyze the product.

This result should be noted with interest, because the dithioacetalization of *S,S*-acetal has often been refractory, especially in sensitive substrates, such as carbohydrates. This result represents an efficient alternative to classic procedures.

### Protection of the carboxyl group

#### Formation

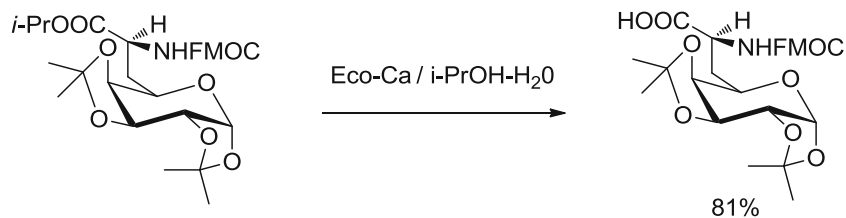
The natural or synthetic carboxy functions are usually an ester. Small esters, in combination with other volatile compounds, play an important role in insect communication and produce the pleasant aroma of fruits. They are the major components of most flavors and fragrances (Marsili 2002). Their use represents an increasing market. Moreover, a combination between a high-ester and a carbohydrate is a common and useful strategy.

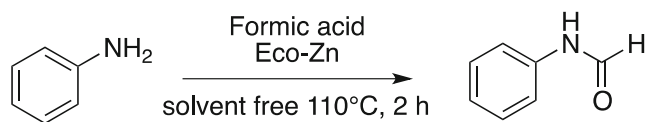
Therefore, Eco-Zn catalyst was tested to catalyze the formation of an ester nonionic surfactant.

Recently, our group reported the use of Eco-Zn catalyst for the Garcia Gonzalez reaction, an innovation that is of major interest for the conversion carbohydrates from biomass into polyhydroxylalkylfuran (Escande et al. 2014). Here, the Eco-Zn catalyst was used to catalyze the transesterification of the ethyl polyhydroxylalkylfuran into hexyl polyhydroxylalkylfuran which represents a model of bio-based nonionic surfactant (Scheme 6).

1-Hexanol has been chosen as a model reagent for the transesterification. It was used both as a reagent and as a solvent. The reaction mixture was heated for 16 h at 80 °C.

**Scheme 7** Selective deprotection of carboxyl group without the cleavage of Fmoc with Ca-Eco Catalyst





**Scheme 8** *N*-Formylation of aniline

After purification by flash chromatography, the expected product was obtained with high yield and the structure was confirmed by IR and  $^1\text{H}$  NMR. The regioselectivity of this result should be noted, given the presence of the polyol moiety.

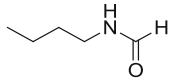
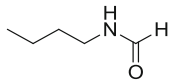
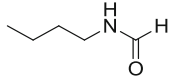
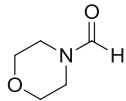
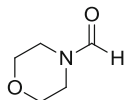
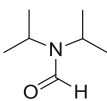
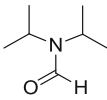
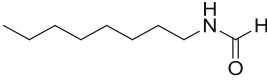
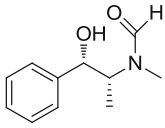
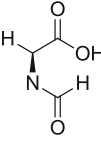
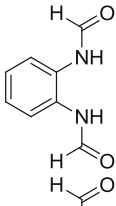
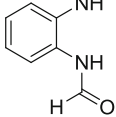
### Cleavage

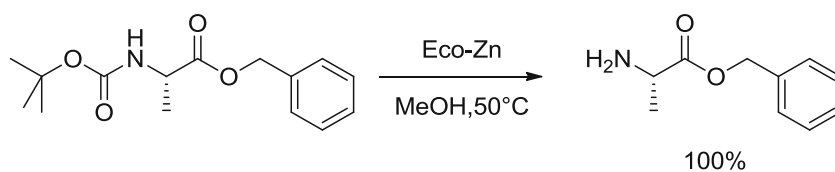
The 9-fluorenylmethoxycarbonyl (Fmoc) group is often applied as a temporary protecting group in peptide synthesis, because it is very stable to acidic reagents. It is a widely applied alternative to the Bzl/BOC protecting group. However, it is cleaved easily under mildly basic conditions by base-catalyzed elimination. Secondary amine (piperidine, diethylamine), DBU, fluoride ions attack Fmoc group at room temperature. Fmoc group is not compatible with saponification standard conditions of C-terminal esters or linkers.

**Table 5** *N*-Formylation of aniline

Entry	Product	Experimental conditions	Yield (%)
1		Eco-Zn catalyst (Zn 20 %)	90
2		Eco-Zn catalyst (Zn 20 %)-K10 (1:1)	91
3		Eco-Zn catalyst (Zn 20 %)-SiO <sub>2</sub> (1:1)	95
4		ZnCl <sub>2</sub> /70 °C (Chandra Shekdar et al. 2009)	96
5		Imidazole / DMF/120 °C (Suchy et al. 2011)	98
6		Cu(II)-H <sub>2</sub> O <sub>2</sub> (Tumma et al. 2009)	75
7		SiO <sub>2</sub> / 2 h / 110 °C	83
8		- / 2 h / 110°C	75

**Table 6** *N*-Formylation of amines

Entry	Product	Experimental conditions	Yield
9		Eco-Zn catalyst (20 % Zn)-SiO <sub>2</sub> (1:1) 110 °C – 4 h	100
10		ZnCl <sub>2</sub> (Chandra Shekdar et al. 2009)	60
11		Cu(II) (Tumma et al. 2009)	70
12		Eco-Zn catalyst (20 % Zn)-SiO <sub>2</sub> (1:1) 110 °C – 4 h	100
13		ZnCl <sub>2</sub> (Chandra Shekdar et al. 2009)	60
14		Eco-Zn catalyst (20 % Zn)-SiO <sub>2</sub> (1:1) 110 °C – 4 h	50
15		No catalyst 110 °C – 4 h	19
16		Eco-Zn catalyst (20 % Zn)-SiO <sub>2</sub> (1:1) 110 °C – 4 h	100
17		Eco-Zn catalyst (20 % Zn)-SiO <sub>2</sub> (1:1) 110 °C – 4 h	98
18		Eco-Zn catalyst (20 % Zn)-SiO <sub>2</sub> (1:1) 110 °C – 4 h	90
19		Eco-Zn catalyst (20 % Zn)-SiO <sub>2</sub> (1:1) 110 °C – 4 h	100
20		Benzimidazolin-2-stannylene (Hahn et al. 2007)	91

**Scheme 9** *N*-BOC cleavage

However,  $\text{CaCl}_2$  addition has been reported to allow the chemoselective cleavage of simple ester in the presence of Fmoc group (Pascal and Sola 1998).

Eco-Ca catalyst derived from the Ca-hyperaccumulating plant, *P. major*, a bio-based catalyst, could be an excellent alternative to Pascal and Sola conditions (Scheme 7). The Ca cation strengthened the electrophilicity of the carbonyl moiety in the ester group. The controlled addition of NaOH (1 M) until pH 4 allowed the partial hydrolysis of bio-based  $\text{CaCl}_2$ . In these conditions, the chemoselective hydrolysis of the methyl ester of 6,7-dideoxy-1,2/3,4-di-*O*-isopropylidene-7-[(9-fluorenylmethoxycarbonyl)amino]-D-glycero- $\alpha$ -D-galacto-octopyranuronic methyl ester was observed without the cleavage of the base labile Fmoc. After workup, the obtained residue is purified by column chromatography on silica gel. The expected galactosyl amino acid was obtained with 81 % yield.

We have applied the same conditions of Pascal and Sola for the reaction and obtained similar yields. Therefore Eco-Ca catalyst is as efficient as the commercial catalyst of Pascal and Sola, and the Eco-Ca catalyst is bio-sourced, which is a major principle of green chemistry. When compared to our previous procedure (Escande et al. 2013a), the present strategy is more advantageous as the ecocatalyst, namely Eco-Ca, and is easily available.

### Protection of the amino group

#### Formation

*N*-Formylation is a bio-inspired protection of the amino group for the protection of amino acids.

Carboxamide-type protecting groups have been considered as a valuable alternative to the Fmoc group. Mainly, the formyl group has been used, because it is cleavable by specific and different conditions, solvolysis, oxidation, or hydrazinolysis. *N*-Formylation is also often suggested as a protection of the indole ring of tryptophan. Formamides have wide applications as intermediates in the preparation of pharmaceuticals and reagents for Vilsmeier formylation (Chen et al. 2000; Dowie et al. 1993). Formylation of amines is often based on the uses of expensive and difficult accessibility reagents. Yields are poor, because side products are observed (Das et al. 2008; Greene and Wuts 1991). Recently, Shekar et al. (2009) have described a new synthetic method using

$\text{ZnCl}_2$  as a catalyst under solvent-free condition and without support. This prompted us to study this reaction with Eco-Zn.

Interestingly, Eco-Zn catalysts have also been successfully applied to *N*-formylation (Scheme 8 and Table 5). The reaction of aniline and formic acid with Eco-Zn catalyst gave the corresponding *N*-formylaniline in 90 % yield (entry 1). Under the identical conditions, *N*-formylation was promoted also with supported Eco-Zn catalyst on montmorillonite K10 (entry 2) or  $\text{SiO}_2$  (entry 3). Ecocatalysts were even more efficient (91 and 95 %) and were easily separated from products. These results can be compared favorably with  $\text{ZnCl}_2$ -catalyzed *N*-formylation (Shekar et al. 2009), on silica gel (entry 7) or without catalyst (entry 8).

We described the development of the first supported *N*-formylation. It is very interesting in the area of bio-based chemistry. It offers several advantages such as clean reaction, easy separation of the ecocatalyst, no aggregation of catalytic particles, and best activity. The supported Eco-Zn has been also recycled four times without any loss of activity.

This has encouraged us to extend the *N*-formylation to a variety of amines. The results are summarized in Table 6.

Similar results were obtained with primary aliphatic amines (entries 9 and 16), which hindered secondary aliphatic (entry 14) or cyclic amines (entry 12). Multifunctional substrates such as amino alcohol (entry 8), amino acid (entry 12), and diamines (entry 13) have been *N*-formylated effectively. Eco-Zn catalyst gets significantly highest yields (entries 9, 12, 14, and 19) than those obtained without catalyst (entry 15) or with classical catalysts (entries 10, 11, 13, and 20). Thus, Eco-Zn-catalyzed *N*-formylation is a general and convenient procedure.

#### Cleavage

BOC protecting group is one of the most common protecting groups for amine in peptidic synthesis. Removal of BOC is accomplished by with strong acids such as trifluoroacetic acid in dichloromethane or HCl or HBr in methanol. Eco-Zn was used as an alternative method in mild and selective conditions

**Table 7** *N*-BOC cleavage

Entry	Experimental conditions	Yield (%)
1	Eco-Zn (0.1 equiv.), 3 days	0
2	Eco-Zn (1 equiv.), 5 h	100

to cleave BOC protecting group in presence of a benzyl ester group (Scheme 9). We can conclude that the treatment of a peptide protected with *N*-BOC/COO-Bn protecting groups would deprotect only the  $\alpha$ -amino terminus, whilst the C-terminus would remain protected. Deprotecting group of *N*-BOC needed one equivalent of Zn (Table 7). Mutually, the trityl group could be introduced with 0.6 equiv. of Eco-Zn, whilst the deprotection of *N*-BOC would be avoided.

## Conclusion

The ecocatalysis represents a catalytic, eco-friendly, and efficient concept to promote protection or deprotection reactions. It has a proven potential for various applications such as the protection of hydroxyl groups by tritylation, silylation, and acetylation; protection of carbonyl groups in the form of the enol ether and transesterification; and protection of amino groups by *N*-formylation. Cleavage of dithioacetal and carboxylic acid is excellent and proceeds with promising chemoselectivity. In addition, these methods can be generalized as complex and natural substrates.

In conclusion, ecocatalysts derived from metal-hyperaccumulating plants still represent a rich and varied strategy for sustainable chemistry. Phytoremediation and organic synthesis will be doubtless a fruitful and long-standing combination for the environment.

**Acknowledgments** The authors would like to thank the Agence Nationale de la Recherche (ANR 11ECOT 011 01), Centre National de la Recherche Scientifique (CNRS), Agence de l'Environnement et de la Maîtrise de l'Energie (ADEME), and Fond Européen de Développement Régional (FEDER) program for their financial supports.

## References

- Bao K, Zhang W, Bu X, Song Z, Zhang L, Cheng M. (2008). A novel type of *N*-formylation and related reactions of amines via cyanides and esters as formylating agents. *Chem Commun* 5429–5431
- Brahmachari G, Lasakr S (2010) A very simple and highly efficient procedure for *N*-formylation of primary and secondary amines at room temperature under solvent-free conditions. *Tetrahedron Lett* 51:2319–2322
- Chandra Shekhar A, Ravi Kumar A, Sathaiah G, Luke Paul G, Madabhushi Sridhar V, Shanthan Rao P (2009) Facile *N*-formylation of amines using lewis acids as novel catalysts. *Tetrahedron Lett* 50: 7099–7101
- Chen BC, Bendarz MS, Zhao R, Sundee JE, Chen P, Shen Z, Skoumbourdis AP, Barrish JC (2000) A new facile method for the synthesis of 1-arylimidazole-5-carboxylates. *Tetrahedron Lett* 41: 5453–5456
- Das B, Krishnaiah M, Balasubramanyam P, Veeranjanyulu B, Kumar DN (2008) A remarkably simple *N*-formylation of anilines using polyethylene glycol. *Tetrahedron Lett* 49:2225–2227
- Dowie IM, Earle MJ, Heaney H, Shuhaibar KF (1993) Vilsmeier formylation and glyoxylation reactions of nucleophilic aromatic compounds using pyrophosphoryl chloride. *Tetrahedron* 49:4015–4034
- Escande V, Garoux L, Grison C et al (2013a) Ecological catalysis and phytoextraction: symbiosis for future. *Appl Catal B Environ*. doi:10.1016/j.apcatb.2013.04.011
- Escande V, Olszewski TK, Grison C (2013b) Preparation of ecological catalysts derived from Zn hyperaccumulating plants and their catalytic activity in Diels–Alder reaction. *C R Chim*. doi:10.1016/j.crci.2013.09.009
- Escande V, Olszewski TK, Petit E, Grison C (2014) Biosourced polymetallic catalysts: an efficient means to synthesize underexploited platform molecules from carbohydrates. *ChemSusChem*. doi:10.1002/cssc.201400078
- Greene TW, Wuts PGM (1991) Protective groups in organic synthesis. Wiley, New York
- Grison C, Escande V (2012). Use of certain manganese-accumulating plants for carrying out organic chemistry reactions. WO 2014/016509 A1.
- Grison C, Escande V (2013). Use of certain metal-accumulating plants for implementing organic chemistry reactions. WO 2013150197 A1
- Grison C, Escande V. (2014). Use of particular metal accumulating plants for implementing catalyzed chemical reactions PCT/EP2014/053485
- Grison C, Escarre J. (2011). Use of plant/its part having accumulated at least one metal having zinc, nickel or copper to prepare composition having a metal catalyst for allowing the implementation of organic synthesis reactions e.g. halogenation of alcohols. WO2011064462-A1
- Grison CM, Escande V, Petit E, Garoux L, Boulanger C, Grison C (2013) *Psychotria douarrei* and *Geissois pruinosa*, novel resources for the plant-based catalytic chemistry. *Rsc Adv* 3: 22340–22345
- Gupta R, Kumar V, Gupta M, Paul S, Gupta R (2008) Silica supported zinc chloride acetylation of amines alcohols and phenols. *Indian J Chem* 47B:1739–1743
- Hahn FE, Wittenbecher L, Le Van D, Zabula AV (2007) Benzimidazol-2-stannylenes with *N,N'*-alkyl (Me and Et) and Lewis base functional groups. *Inorg Chem* 46:7662–7667
- Horton S, Norris P. (1997). Preparative carbohydrate chemistry (Ed. Hanessian S.), Marcel Dekker, Inc., New York Basel.
- Jones PS, Ley SV, Simpkins NS, Whittle AJ (1986) Total synthesis of the insect antifeedant ajugarin I and degradation studies of related clerodane diterpenes. *Tetrahedron* 42:6519–6534
- Kocienski PJ (1994) In: Enders D, Noyori R, Trost BM (eds) Protecting groups, Thieme Foundations of Organic Chemistry Series. Georg Thiem Verlag Stuttgart, New York
- Losfeld G, Vidal De La Blache P, Escande V, Grison C (2012a) Zinc hyperaccumulating plants as renewable resources for the chlorination process of alcohols. *Green Chem Lett Rev* 5: 451–456
- Losfeld G, Escande V, Vidal De La Blache P, L'Huillier L, Grison C (2012b) Design and performance of supported Lewis acid catalysts derived from metal contaminated biomass for friedel-crafts alkylation and acylation. *Catal Today* 189:111–116
- Losfeld G, Escande V, Jaffré T, L'Huillier L, Grison C (2012c) The chemical exploitation of nickel phytoextraction: an environmental, ecologic and economic opportunity for New Caledonia. *Chemosphere* 89:907–910
- Ma'mani L, Sheykhan M, Heydari A et al (2010) Sulfonic acid supported on hydroxyapatite-encapsulated- $\gamma$ -Fe<sub>2</sub>O<sub>3</sub> nanocrystallites as a magnetically Bronsted acid for *N*-formylation of amines. *Appl Catal Gen* 377:64–69

- Maletese M, Vergari MC, Donzello MP (2011) Zinc chloride homogeneous catalysis in the tritylation of hydroxyl- and amide-bearing molecules. *Tetrahedron Lett* 52:483–487
- Marsili R (2002) Flavor, fragrance, and odor analysis. Marcel Dekker, New York
- Pascal R, Sola R (1998) Preservation of the protective group under alkaline conditions by using  $\text{CaCl}_2$ . Applications in peptide synthesis. *Tetrahedron Lett* 39:5031–5034
- Saladino R, Crestini C, Neri V et al (2006) Origin of informational polymers: the concurrent roles of formamide and phosphates. *ChemBioChem* 7:1707–1714
- Shekar AC, Kumar AR, Sathaiah G, Paul L, Sridhar M, Rao PS (2009) Facile *N*-formylation of amines using Lewis acids as novel catalysts. *Tetrahedron Lett* 50:7099–7101
- Suchý M, Elmehriki AAH, Hudson RHE (2011) A remarkably simple protocol for the *N*-formylation of amino acid esters and primary amines. *Org Lett* 13:3952–3955
- Tumma H, Nagaraju N, Reddy KV (2009) A facile method for the *N*-formylation of primary and secondary amines by liquid phase oxidation of methanol in the presence of hydrogen peroxide over basic copper hydroxyl salts. *J Mol Catal Chem* 310: 121–129