

# Leaf-age and soil-plant relationships: key factors for reporting trace-elements hyperaccumulation by plants and design applications

Guillaume Losfeld · Laurent L'Huillier · Bruno Fogliani · Stéphane Mc Coy · Claude Grison · Tanguy Jaffré

**Abstract** Relationships between the trace-elements (TE) content of plants and associated soil have been widely investigated especially to understand the ecology of TE hyperaccumulating species to develop applications using TE phytoextraction. Many studies have focused on the possibility of quantifying the soil TE fraction available to plants, and used bioconcentration (BC) as a measure of the plants ability to absorb TE. However, BC only offers a static view of the dynamic phenomenon of TE accumulation. Accumulation kinetics are required to fully account for TE distributions in plants. They are also crucial to design applications where maximum TE concentrations in plant leaves are needed. This paper provides a review of studies of BC (i.e. soil-plant relationships) and leaf-age in relation to TE hyperaccumulation. The paper focuses on Ni and Mn accumulators and hyperaccumulators from New Caledonia who were previously overlooked until recent Ecocatalysis applications

emerged for such species. Updated data on Mn hyperaccumulators and accumulators from New Caledonia are also presented and advocate further investigation of the hyperaccumulation of this element. Results show that leaf-age should be considered in the design of sample collection and allowed the reclassification of *Grevillea meisneri* known previously as a Mn accumulator to a Mn hyperaccumulator

**Keywords** Hyperaccumulation · Phytoextraction · Bioconcentration · Leaf-age · Nickel · Manganese

## Introduction

The discovery of Ni concentrations ranging from 1.8 to 4.7 % in the dry leaves of *Psychotria gabriellae* (ex. *Psychotria douarrei*), a Rubiaceae endemic to New Caledonia (Jaffré and Schmid 1974), led to the emergence of the concept of Ni hyperaccumulation (Jaffré et al. 1976). Such concentrations are comparable to those in ores currently exploited for Ni production in New Caledonia: an average 2.5 % Ni in saprolites, and 1.7 % Ni in low-grade limonites (DIMENC 2008). Potentially economic applications were quickly considered as species accumulating other metals such as Au, Cu, or Zn were also discovered in other countries (Baker et al. 1988). Phytoextraction was developed industrially for phytomining (Brooks et al. 1998; Chaney et al. 2007) and phytoremediation to decontaminate soils containing high concentrations of trace-elements (TE) (Cunningham and Berti 1993; McGrath and Zhao 2003). Yet both probably failed to meet the expectations initially raised (Ernst 2000; Ernst 2005; van der Ent et al. 2013b).

Ecocatalysis has emerged as a new Green Chemistry approach (Escande et al. 2014a, b), with a high potential for the valuation of TE-rich biomass (Hunt et al. 2014). The TE-rich biomass obtained from these metallophytes can be directly

---

G. Losfeld · C. Grison (✉)  
FRE 3673–Bioinspired chemistry and ecological innovation–CNRS,  
University of Montpellier 2, Stratoz–Cap Alpha, Avenue de  
l'Europe, 34830 Clapiers, France  
e-mail: claud.grison@cnrs.fr

L. L'Huillier · B. Fogliani  
Institut Agronomique néo-Calédonien (IAC), « Diversités biologique  
et fonctionnelle des écosystèmes terrestres », 98890 Païta, New  
Caledonia

S. M. Coy  
Service préservation de l'environnement, Vale Nouvelle-Calédonie,  
52 avenue Foch, BP218, 98845 Noumea, New Caledonia

T. Jaffré  
UMR AMAP, IRD–Institut de recherche pour le développement,  
Laboratoire de Botanique et d'Ecologie Végétale Appliquées,  
98848 Noumea, New Caledonia  
e-mail: tanguy.jaffre@ird.fr

used as reagents or catalysts in organic chemical reactions (Grison and Escande 2013a, b; Losfeld et al. 2012c). Ecocatalysis provides the first perspective of enhancing the unique TE-rich biomass from New Caledonia (and elsewhere) and promoting a new field in Green Chemistry (Escande et al. 2014a, b). The first results showed that polymetallic ecocatalysts could perform better and provide much higher selectivity than classical homogeneous and heterogeneous catalysts (Losfeld et al. 2012a, b). The development of this new concept is creating paradigm shifts in phytoextraction and Green Chemistry because leaves from Ni and Mn hyperaccumulators or accumulators have become new efficient and eco-friendly catalytic systems (Escande et al. 2013; Thillier et al. 2013).

The development of such applications spurred massive research efforts for understanding the hyperaccumulation of TE by plants. Cutting-edge techniques allow for in-vivo localisation of some elements, e.g. Cd (Hu et al. 2013) or Mn (Fernando et al. 2013), and a precise determination of TE speciation in plants, e.g. Ni (Callahan et al. 2012, 2008) or Mn (Fernando et al. 2010). Molecular and genetic mechanisms underlying TE accumulation are also thoroughly investigated (Verbruggen et al. 2009) for this purpose New Caledonia may well prove a place of major interest because of its flora (Jaffre et al. 2013; Merlot et al. 2014). Yet apparently more simple questions remain elusive: why do plants accumulate TE (Boyd 2013)? What are the biogeochemical processes at work in the rhizosphere (Alford et al. 2010)? The latter is particularly crucial to design applications, where yields (phytomining) or efficiency (phytoremediation by way of phytoextraction) are determined by soil-plant relationships. Bioconcentration (BC), the ratio of a TE concentration in plant to that in soil has often been used as a measure of the ability of plants to take up a TE (Morrison et al. 1980; Zhao et al. 2003).

This paper aims to discuss the relevance of this approach as TE hyperaccumulation is also a dynamic phenomenon with kinetic factors. Ni and Mn hyperaccumulators or accumulators endemic to the metallophyte hotspot (Whiting et al. 2004) of New Caledonia are the main focus of this paper, as few tropical evergreen species have been examined. The development of Ecocatalysis requires the assessment of the possibilities of these species. Considering leaf-age (a proxy for accumulation kinetics) in the design of sample collection allowed the reclassification of *Grevillea meisneri* (previously known as a Mn accumulator) as Mn hyperaccumulator. It also provides insights on leaves harvest design for maximum TE concentrations that are required for potential applications. Updated data on Mn hyperaccumulators and accumulators from New Caledonia are also presented and advocate further investigation on the hyperaccumulation of this element.

TE hyperaccumulation: what and why?

The term ‘hyperaccumulator’ was coined by Jaffre et al. (1976) in a report of the extraordinary ability of New

Caledonian species *Pycnantha acuminata* (ex. *Sebertia acuminata*) to accumulate Ni in its tissues. The term hyperaccumulator was generally used to describe plant species containing Ni over  $1,000 \text{ mg.kg}^{-1}$  on a dry-weight basis in their aerial tissues. Thirteen Ni hyperaccumulators from New Caledonia, Italy and Australia were known in the 1970s (Jaffre et al. 1976). Reeves (1992) then clarified the definition of Ni hyperaccumulation: a species may be considered a Ni hyperaccumulator if a concentration of Ni above  $1,000 \text{ mg.kg}^{-1}$  has been reported in the dry leaves of at least one specimen growing in its natural habitat. Furthermore, active uptake only should be considered, from soil to leaves through roots and sap. Direct deposition of soil particle on leaves should be taken care of as a potential perturbation on measurements (Faucon et al. 2007). TE hyperaccumulation was recently reviewed (van der Ent et al. 2013a) and can be defined in a similar manner for various other elements, with specific thresholds for each  $100 \text{ mg.kg}^{-1}$  for Cd, Se and Tl;  $300 \text{ mg.kg}^{-1}$  for Co, Cu and Cr;  $1,000 \text{ mg.kg}^{-1}$  for Ni, Pb and As and  $3,000 \text{ mg.kg}^{-1}$  for Zn. In the case of Mn, this threshold is set at  $10,000 \text{ mg.kg}^{-1}$ .

By now, 450 Ni hyperaccumulators have been reported throughout the world (van der Ent et al. 2013a) and New Caledonia is definitely a metallophyte hotspot, with 65 Ni hyperaccumulating species (Jaffre et al. 2013). Only Cuba, where 135 Ni hyperaccumulators have been found, is more diverse than New Caledonia (Reeves 2003). Although dismissed by van der Ent et al. (2013a), studies of the flora of New Caledonia have led to the use of a dedicated terminology. For some species, e.g. *P. acuminata* (Jaffre et al. 1976) or *P. gabriellae* (Jaffré and Schmid 1974), Ni concentrations above 1 % in the dry leaves of some individuals were observed in their natural environment. This is one order of magnitude greater than the ‘hyperaccumulation’ threshold, and such species are referred to as ‘hypernickelophore’ (Jaffré and Schmid 1974). So far, 17 such species have been reported in New Caledonia (Table 1).

The “raison d’être” for TE hyperaccumulation remains largely elusive with various hypotheses brought out (Boyd and Martens 1992) and two major hypotheses investigated:

1. According to the defensive enhancement hypothesis (Boyd 2012), TE hyperaccumulation evolved as it provided hyperaccumulators with stronger defences against herbivores or pathogens. Accumulation of more than one TE and complex formation with organic compounds could also result in further improved defence, referred to as ‘the joint effect’ by Boyd (2012).
2. ‘The interference hypothesis’, or elemental allelopathy (Baker and Brooks 1989; Boyd 2004; Boyd and Martens 1998), suggests TE-enriched litter under hyperaccumulators, e.g. *P. acuminata* (Boyd and Jaffre 2001), would exert a selective pressure on soil micro-

**Table 1** Hypernickelophore species from New Caledonia adapted from Jaffre et al. (2013)

Family	Genus	Species	Max Ni level (%)
Cunoniaceae	<i>Geissois</i>	<i>bradfordii</i>	1.3
		<i>lanceolata</i>	2.3
		<i>pruinosa</i>	1.5
Phyllantaceae	<i>Phyllanthus</i>	<i>baraouaensis</i>	1.5
		<i>favieri</i>	4.2
		<i>lucilae</i>	3.4
		<i>memaoayaensis</i>	3.0
		<i>parangoyensis</i>	2.7
		<i>serpentinus</i>	3.1
Rubiaceae	<i>Gynochthodes</i>	to be identified	1.5
		<i>Psychotria gabriellae</i>	6.4
Salicaceae	<i>Homalium</i>	<i>francii</i>	1.5
		<i>guillainii</i>	1.2
		<i>kanaliense</i>	1.2
Sapotaceae	<i>Pycnanandra</i>	<i>acuminata</i>	2.6
Violaceae	<i>Hybanthus</i>	<i>austrocaledonicus</i>	2.6
		<i>caledonicus</i>	1.8

organisms, and also prevent other non-adapted plant species from settling. However, TE hyperaccumulation does not always result in TE-enriched litters, as exemplified by *P. gabriellae* (Boyd et al. 1999). Limits to this hypothesis were recently reviewed, with many studies found to present unclear conclusions (Morris et al. 2009). An improved understanding of soil-plant relationships could possibly clarify the scope of this hypothesis.

Recent efforts to understand TE speciation (Callahan et al. 2012, 2008; Fernando et al. 2010; Grison et al. 2013), their location in plants (Fernando et al. 2013, 2008), as well as genetic and molecular factors involved in TE hyperaccumulation could shed new light on how TE hyperaccumulation evolved. However assessing costs and benefits of this trait remain difficult (Boyd 2013). At present, the question why TE hyperaccumulation evolved remains elusive.

## Models for soil-plants relationships

### Initial studies of bioconcentration

Figure 1a adapted from Baker (1981) frequently appears when dealing with the ecology of TE hyperaccumulators. It is based on using Ni-spiked soil to observe the respective responses of various *Alyssum* species to Ni exposure (Morrison et al. 1980). Figure 1a can also be represented in terms of

bioconcentration (BC) (Fig. 1b). BC for an element X is defined as a measure of the ability of plants to take up a TE:

$$C(X) = \frac{\text{Concentration of } X \text{ in dry leaves}}{\text{Total concentration of } X \text{ in soil}}$$

The measure of total elemental concentrations in soil can be performed using acid digestions and gives reliable results regardless of the method (Sauve et al. 2000). Such methods were used in studies by Morrison et al. (1980).

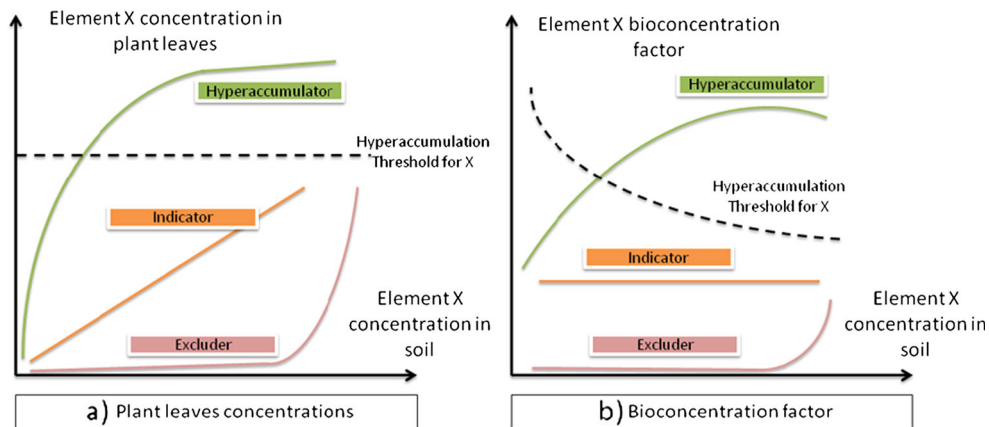
TE hyperaccumulators are usually expected to display high BC (Baker 1981; van der Ent et al. 2013a) because of their ability to accumulate TE at high concentrations in their leaves, regardless of respective concentrations in soil (Assuncao et al. 2003; Bert et al. 2002). However, in certain circumstances evident in Fig. 1b, BC is expected to decrease at high soil TE concentrations. This effect was described not only for Ni hyperaccumulating *Alyssum* species (Morrison et al. 1980), but also for Zn hyperaccumulator *Noccaea caerulescens*, which also belongs to the Brassicaceae family (Zhao et al. 2003). In the case of *N. caerulescens*, a detailed meta-analysis showed BC to vary by over 3 orders of magnitude as a function of soil total Zn concentration. Soil total Zn concentrations could explain 82 % of the observed variance in a power law relationship. Zn transporters saturation, or uptake regulation were mentioned as potential causes for the decrease in BC at high soil concentrations (Pence et al. 2000). However, BC cannot be considered a simple function of total elemental concentrations in soil because the actual availability of TE is also of interest, as it may vary regardless of total concentrations in soil (Diesing et al. 2008; Ross 1994).

### Total versus available concentrations

Design applications for TE hyperaccumulating species were a major motive for developing measurements describing the soil TE fractions that are available to plants. They determine not only the possibility of phytoremediation by way of phytoextraction (Koopmans et al. 2008; Robinson 1997) but also potential yields of phytomining operations (Li et al. 2003; Robinson et al. 1999). Nevertheless, accurate quantification of the soil TE fractions available to plants is technically difficult (Young et al. 2005; Zhang and Young 2005) and was performed using various methods without a general agreement on the results (Feng et al. 2005; Robinson 1997; Sauve et al. 2000).

Available TE in soils from New Caledonia were generally studied using diethylene triamine pentaacetic acid (DTPA) extractions (Becquer et al. 1995; L'Huillier 1996), adapted from the methods developed by Lindsay and Norvell (1978). It proved useful for agricultural purposes mainly (L'Huillier and Edighoffer 1996; Lhuillier et al. 1996). Ion-exchange resins were introduced later (Becquer et al. 2002) providing

**Fig. 1** Different plant responses to soil trace-elements adapted from Baker (1981) **a** in terms of leaves concentration and **b** in terms of bioconcentration factor



improved results for five species that were not Ni or Mn hyperaccumulators or accumulators. In-depth studies of soil may provide increased insights (Diesing et al. 2008), but are not readily applicable. Numerous physical parameters, such as bulk density, compactness, water holding capacity, as well as chemical parameters including elemental speciation, pH, Eh and oxygen availability are significant components of soil properties (Ernst 1996). Moreover, active processes are involved in the accumulation of TE by plants, as shown in studies of their rhizosphere (Alford et al. 2010).

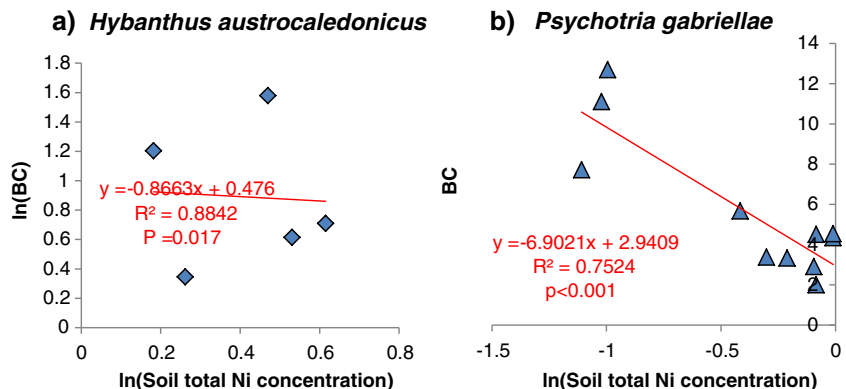
#### Nickel hyperaccumulators from New Caledonia

There are few comprehensive studies of soil-plant relationships concerning nickel hyperaccumulators from New Caledonia. Initial studies of Ni hyperaccumulation by *P. gabriellae* and *Hybanthus austrocaledonicus* nonetheless provide meaningful soil-plant data (Jaffré and Schmid 1974). In this study, total Ni concentrations were used to characterise soil at each sampling station, whilst Ni concentrations in leaves were measured in an average individual for each station, i.e. leaves from several individuals in each station were analysed as a single sample. In spite of small sample sizes

( $n=5$ ), results for *H. austrocaledonicus* (Fig. 2a) show significant relationships ( $P<0.05$ ): soil total Ni concentrations may explain 88 % of the variance observed in BC in a power law relationship. Regression coefficients are of the same order of magnitudes as those found by Zhao et al. (2003) for *N. caerulea*, and the questions of whether it originates from similar biological mechanisms could be of interest. This relationship was confirmed later by Lee et al. (1977). The case of *P. gabriellae* (Fig. 2b) is also meaningful as 75 % of the variance observed in BC can be explained by the logarithm of soil total Ni concentration ( $P<0.001$ ). Thus, according to these initial studies (Jaffré and Schmid 1974; Lee et al. 1977), it would not be irrelevant to consider total soil concentration for a single element when studying its hyperaccumulation by plants. Yet using these data, it was not possible to highlight significant relationships between leaf Ni and soil total Ni concentrations.

First investigations of the relationships between soil Ni assessed by DTPA extraction and the Ni concentrations in the dry leaves of Ni hyperaccumulators focused on *Homalium kanaliense* and *H. austrocaledonicus*. Performed at the individual level, they showed significant relationships for both species (Lee et al. 1977). Subsequent studies focused on *P. gabriellae* using a similar approach, but were inconclusive

**Fig. 2** Soil-plant relationships for Ni hyperaccumulating species **a** *Hybanthus austrocaledonicus* **b** *Psychotria gabriellae*



(Boyd et al. 1999). A major difference with the previous study by Jaffré and Schmid (1974) was that all analyses were performed at the individual level. The hypothesis tested was also different. Jaffré and Schmid (1974) investigated the response of plant to the soil on which they grow, whilst Boyd et al. (1999) were investigating the influence of Ni-rich leaves litter on soil. This may result in differences in soil sampling depth. Using the latter approach for *P. acuminata* led to conclusive results; a significantly higher Ni concentration (DTPA) was observed in soil under the canopy of *P. acuminata* compared to that under non-hyperaccumulating trees (Boyd and Jaffre 2001). However, correlation is not causal and whether *P. acuminata* preferentially established on Ni-rich soil or enriched soil in Ni was not resolved. More recently, Amir et al. (2007) worked at the species level and confirmed significant relationships between soil Ni measured by DTPA extraction and leaves Ni concentrations for *Geissois pruinosa*, *Geissois hirsuta*, *H. kanaliense*, *H. austrocaledonicus*, *Phyllanthus favieri*, *P. gabriellae* and *P. acuminata*. They also found significant correlations at the individual levels within species *G. pruinosa*, *P. favieri* and *P. gabriellae* but not *P. acuminata*. Large sample sizes in the study by Amir et al. (2007) ensured the statistical reliability of the tests performed.

Finally, the broader picture that can be drawn from the literature on Ni hyperaccumulators from New Caledonia clearly shows that current models using soil-plant relationships are not fully satisfactory, regardless of the method used to assess Ni concentrations in soil. A considerable limit also lies within the different volumes of soil roots actually explore which is larger for shrubs or trees such as Ni hyperaccumulators from New Caledonia than for *Alyssum* species or *N. caerulea*.

## Manganese hyperaccumulation

Species hyperaccumulating and accumulating manganese

New Caledonia has long been recognised as a metallophyte hotspot for its Ni hyperaccumulators: these were recently reviewed (Jaffre et al. 2013) and species such as *P. gabriellae* or *P. acuminata* remain emblematic for their extraordinary abilities to concentrate and tolerate Ni (Jaffre et al. 1976; Jaffré and Schmid 1974). Yet there are also detailed records of Mn hyperaccumulation: *Alyxia poyaensis* (ex. *Alyxia rubricaulis*) and *Denhamia* (ex. *Maytenus*) species were reported to accumulate Mn at concentrations above 1 % in their dry leaves (Jaffré 1977). Such species were termed ‘hypermanganesophore’ by Jaffré (1977) but this denomination has now been replaced by ‘Mn hyperaccumulator’, according to the definition by van der Ent et al. (2013a). In a similar way, numerous species from New Caledonia

accumulate manganese at levels ranging from 3,000 to 10,000 mg.kg<sup>-1</sup> (Jaffré 1977, 1979, 1980). Although less remarkable than hyperaccumulators and dismissed by van der Ent et al. (2013a), they were classified as manganese accumulators (Jaffré 1980).

### Acknowledged manganese hyperaccumulators

Table 2 presents an updated review of acknowledged Mn hyperaccumulators after Fernando et al. (2013). Species *Phytolacca americana* (Min et al. 2007; Pollard et al. 2009), *Polygonum hydropiper* (Wang et al. 2008; Yang et al. 2013) and *Schima superba* (Yang et al. 2008) were excluded from Table 2 as records of manganese concentrations above 10,000 mg.kg<sup>-1</sup> in natural conditions are not published. Similarly, an unidentified *Eugenia* species was reported as a Mn hyperaccumulator (Proctor et al. 1989) and could be included when further evidence is available. As regards Mn hyperaccumulators from New Caledonia, the following additions were made:

1. Latest taxonomic revisions are included:
  - a. *A. poyaensis* is no longer a subspecies of *A. rubricaulis* but a new Mn hyperaccumulator. Latest data from Jaffré indicate Mn concentrations up to 1.4 % in the dry leaves of this species.
  - b. Various *Maytenus* species were reported to be Mn hyperaccumulators (Jaffré 1977). They now belong to the *Denhamia* genus with a single species, *Denhamia fournieri* occurring as two subspecies, *drakeana* and *fournieri* (Fernando et al. 2008). The subspecies *drakeana* was shown to hyperaccumulate Mn by Fernando et al. (2008). Older results considering species other than *Maytenus drakeana* are relevant for assessing the Mn accumulation ability of *D. fournieri* ssp. *fournieri*. Thus, reports of Mn concentrations up to 3.3 % in the dry leaves of *D. fournieri* ssp. *fournieri* are still valid (Jaffré 1977)
  - c. *Eugenia clusoides* now belongs to the *Gossia* genus and the Mn hyperaccumulator described by Jaffré (1980) is *Gossia clusoides* ssp. *ploumensis*.
  - d. *Macadamia* species from New Caledonia now belong to the *Virotia* genus.
2. New data on Mn hyperaccumulation are presented:
  - a. *Gossia diversifolia* is reported for the first time to hyperaccumulate Mn with concentrations in the dry leaves up to 1.8 %
  - b. *Polyscias pancheri* reported as a Mn accumulator (Enright et al. 2001) is as a new Mn hyperaccumulator, which highlights the interest of the Araliaceae family with other reports of Mn

**Table 2** Mn hyperaccumulators updated from Fernando et al. (2013)

Family	Genus	Species	Max Mn level (%)	Location	Reference	
Apocynaceae	<i>Alyxia</i>	<i>poyaensis</i>	1.4	New Caledonia	This study	
Araliaceae	<i>Chengiopanax</i>	<i>sciadophylloides</i>	2.4	Japan	Mizuno et al. 2008	
		<i>Polyscias</i>	<i>pancheri</i>	1.4	New Caledonia	This study
Celastraceae	<i>Denhamia</i>	<i>cunninghamii</i>	2.5	Australia	Fernando et al. 2013	
		<i>fournieri</i> ssp. <i>drakeana</i>	2.0*	New Caledonia	Fernando et al. 2008	
		<i>fournieri</i> ssp. <i>fournieri</i>	3.3	New Caledonia	Jaffré 1977	
Clusiaceae	<i>Garcinia</i>	<i>amplexicaulis</i>	1.2	New Caledonia	Jaffré 1980	
Myrtaceae	<i>Gossia</i>	<i>bamagensis</i>	4.0	Australia	Fernando et al. 2013	
		<i>bidwillii</i>	1.9	Australia	Bidwell et al. 2002	
		<i>clusioides</i> var. <i>ploumensis</i>	1.0	New Caledonia	Jaffré 1980	
		<i>diversifolia</i>	1.8	New Caledonia	this study	
		<i>fragrantissima</i>	3.5	Australia	Fernando et al. 2013	
		<i>gonoclada</i>	1.5	Australia	Fernando et al. 2013	
		<i>lucida</i>	1.5	Australia	Fernando et al. 2013	
		<i>sankowskiorum</i>	3.0	Australia	Fernando et al. 2013	
		<i>shepherdii</i>	1.5	Australia	Fernando et al. 2013	
Phytolaccaceae	<i>Phytolacca</i>	<i>acinosa</i>	1.9	China	Xue et al. 2004	
Polygonaceae	<i>Polygonum</i>	<i>pubescens</i>	1.6	China	Deng et al. 2010	
Proteaceae	<i>Beaupreopsis</i>	<i>paniculata</i>	1.2	New Caledonia	Jaffré 1979	
		<i>Grevillea</i>	<i>meisneri</i>	1.1	New Caledonia	This study
		<i>Virotia</i>	<i>angustifolia</i>	1.2	New Caledonia	Jaffré 1979
		(ex <i>Macadamia</i> )	<i>neurophylla</i>	5.5	New Caledonia	Jaffré 1979

\*=average values

hyperaccumulation in *Chengiopanax sciadophylloides* from Japan.

- c. *G. meisneri*, previously known to accumulate Mn at concentrations ranging from 450 to 4,500 mg.kg<sup>-1</sup> was found to hyperaccumulate Mn.

Finally, there are currently 22 acknowledged Mn hyperaccumulators, 11 of them originating from New Caledonia and 8 from Australia.

#### Interest of manganese accumulators

Table 3 gathers the latest data available on Mn accumulators from New Caledonia. Such species are of interest because in spite of Mn concentrations under the hyperaccumulation threshold, they can provide an interesting starting material for Ecocatalysis that can be directly used as green oxidant reagents and catalysts in organic chemical reactions. The ecocatalysts derived from Mn accumulators, called Eco-Mn, allow the development of the first substitute reagents to oxidants forbidden in the European Union by the REACH regulation. They are also interesting because further sampling efforts could probably lead to the discovery (or reclassification) of new Mn

hyperaccumulators as was the case for *G. meisneri*. Revising existing data concerning Mn accumulators raised the following comments:

1. According to unpublished data from Jaffré, *Apiopetalum glabratum* should be considered a Mn accumulator as it showed Mn concentrations up to 5,300 mg.kg<sup>-1</sup> in its dry leaves. It is also the case for an unidentified *Styphelia* species.
2. Latest taxonomic revision of the *Alyxia* genus led to the description of 10 synonyms. However, existing data on their Mn accumulation ability (Brooks et al. 1981) are difficult to re-use. Thus, this genus would require a thorough revision. Existing data from the literature are nonetheless presented.
3. In a similar way, species of the *Polyscias* genus other than *P. pancheri* were identified to accumulate high levels of Mn which suggest *Polyscias dioca* and *Polyscias jaffrei* merit further investigation of interest.

Finally, there are currently 24 species from New Caledonia that were observed to accumulate Mn at concentrations above 3,000 mg.kg<sup>-1</sup> (yet under 10,000 mg.kg<sup>-1</sup>) in the dry leaves of at least one individual. In addition to be potentially Mn

**Table 3** Mn accumulators from New Caledonia updated from Jaffré (1980)

Family	Genus	Species	Max Mn level (mg.kg-1)	Reference
Apiaceae	<i>Apiopetalum</i>	<i>glabratum</i>	5,300	This study
Apocynaceae	<i>Alyxia</i>	<i>baillonii</i>	6,630*	Jaffré 1980
		<i>caletioides</i>	9,400	Jaffré 1980
		<i>coriaceae</i>	4,500	Jaffré 1980
		<i>leucogyne</i>	5,250	Jaffré 1980
		<i>sarasinii</i>	5,000*	Jaffré 1980
		<i>tisserantii</i>	4,875	Jaffré 1980
Casuarinaceae	<i>Gymnostoma</i>	<i>intermedium</i>	4,180	Jaffré et al. 1994
Cunoniaceae	<i>Pancheria</i>	<i>confusa</i>	4,500	Jaffré 1980
		<i>hirsuta</i>	5,000	Jaffré 1980
		<i>billardieri</i>	6,500	Jaffré 1980
Eriacaceae	<i>Styphelia</i>		4,000	This study
Loganiaceae	<i>Geniostoma</i>	<i>densiflorum</i> ssp. <i>oleifolium</i>	7,250	Jaffré 1980
Picrodendraceae	<i>Austrobuxus</i>	<i>rubiginosus</i>	4,125	Jaffré 1980
Proteaceae	<i>Beauprea</i>	<i>gracilis</i>	3,000	Jaffré 1979
		<i>montana</i>	3,625*	Jaffré 1979
	<i>Grevillea</i>	<i>exul</i> ssp. <i>exul</i>	3,900	Jaffré 1979
		<i>exul</i> ssp. <i>rubiginosa</i>	6,200	Jaffré 1979
		<i>gillivrayi</i>	8,200	Jaffré 1979
	<i>Virotia</i>	<i>francii</i>	5,480	Jaffré 1979
	<i>Stenocarpus</i>	<i>milnei</i>	3,900	Jaffré 1979
Santalaceae	<i>Exocarpos</i>	<i>neocaledonicus</i>	4,750	Jaffré 1980
Sapindaceae	<i>Guioa</i>	<i>glauca</i>	4,500	Jaffré 1980
Violaceae	<i>Hybanthus</i>	<i>caledonicus</i>	7,750	Jaffré 1980

\*=average values

hyperaccumulators, such species also showed interesting responses toward aluminium (Jaffré 1979, 1980). Proteoid or cluster roots found in the Proteaceae family are also subject to extensive investigation (Lamont 2003), and highlight the interest of considering active processes at work in the rhizosphere of TE hyperaccumulators (Alford et al. 2010).

#### Soil-plant relationships

*Noccaea caerulea* is often considered a model species to study Zn hyperaccumulation (Peer et al. 2003). Yet in the case of Mn hyperaccumulators, there is no such species available and existing datasets are far less comprehensive. It must be noted that many hyperaccumulating species were discovered in the last decade (see Tables 2 and 3), whilst Zn and Ni hyperaccumulators have been studied for at least 35 years now (Jaffré et al. 1976; Reeves and Brooks 1983). The following observations gathered in Table 4 are nonetheless possible:

1. *Phytolacca acinosa* (Xue et al. 2004), *P. americana* (Min et al. 2007) and *Polygonum pubescens* (Deng et al. 2010) display low BC with mean values at 0.18, 0.06 and 0.12,

respectively. For these species, foliar manganese concentrations increase with soil total manganese concentrations, whilst BC decreases. However no significant correlations could be highlighted from the available data, except in the case of *P. pubescens* where BC was significantly related to soil total Mn concentrations in a power law relationship. In this case, more than 90 % of the variance in BC can be explained by soil total Mn.

2. All Mn hyperaccumulators from New Caledonia except *Garcinia amplexicaulis* show average BC above 1.5 and it is also the case of Australian species *Gossia bidwillii*. Yet there are also larger variations in BC, especially in the case of *G. diversifolia*. In all cases except for *G. amplexicaulis*, BC decreases with increasing soil total Mn concentrations. Variations in BC can be significantly related to variations in total Mn concentration in soil for *A. poyaensis*, *G. meisneri* and *P. pancheri* but without a unified model applicable.
3. In most cases, leaf Mn concentrations can be explained by soil total Mn concentrations. Relationships are significant except for *G. meisneri* and *P. pancheri* (and Mn hyperaccumulators from China). However, there is no

**Table 4** Meta-analysis of soil-plant relationships for 10 acknowledged Mn hyperaccumulators

Species	<i>Alyxia poyaensis</i>	<i>Denhamia fourmieri ssp. fourmieri</i>	<i>Garcinia amplexicaulis</i>	<i>Gossia diversifolia</i>	<i>Grevillea meisneri</i>	<i>Polyscias pancheri</i>	<i>Gossia bidwillii</i>	<i>Phytolacca acinosa</i>	<i>Phytolacca americana</i>	<i>Polygonum pubescens</i>
Number of observations	5	13	30	8	9	12	8	6	6	5
Average BC	4.12	5.64	0.48	12.3	1.50	3.9	5.22	0.18	0.06	0.12
(±standard deviation)	2.25	3.87	0.46	17.7	1.02	2.4	2.24	0.04	0.01	0.06
Leaves Mn/soil total Mn correlation (best fit)	Linear 98.9	Linear 64.5	Power law 25.10	linear 71.0	ns	ns	Power law 56.1	ns	ns	ns
BC/soil total Mn correlation (best fit)	0.001	0.001	0.005	0.008	Ln-linear 83.00	Linear 34	0.03	ns	ns	Power law 91.54
Type	Linear-In	Power law	ns	ns	Ln-linear	Linear	ns	ns	ns	Power law
Variance explained (%)	99.96	68.71	ns	ns	83.00	34	0.0005	0.0005	0.0005	0.0107
<i>p</i> value	0.0005	0.0005	0.0005	0.0005	0.0005	0.05	0.0005	0.0005	0.0005	0.0107
Data from	Jaffré 1977	Jaffré 1977	This study	This study	This study	This study	Fernando et al. 2007	Xue et al. 2004	Min et al. 2007	Deng et al. 2010

ns not significant (at the 95 % level)

unique model that may account for the mechanism of Mn hyperaccumulation, possibly because of different responses at the species level, or because of differences in other soil parameters.

The major difference that can be highlighted from these data is a bimodal response of species to soil of natural origins, e.g. in New Caledonia or Australia, or soil disturbed by mining for Mn, e.g. in China. Taking into account currently available data, it appears difficult to find a single reliable model for soil-plant relationships in the case of Mn hyperaccumulators. Restrictions emphasised for Ni hyperaccumulators are also valid for Mn whose chemistry is more complex than Ni or Zn.

### Leaf-age effects and their implications for designing applications

Leaf-age effects on the elemental composition of plant tissues

Another reason why the study of soil-plant relationships brings little advance in understanding TE hyperaccumulation in general is because TE accumulation is a dynamic phenomenon: early reports of Ni hyperaccumulation by *Alyssum* species highlighted a quick phenomenon, where maximum concentrations in plant leaves were reached within 5 days after exposure to Ni-spiked soil (Morrison et al. 1980). The first report of a significant effect of plant aging was made much later studying Ni hyperaccumulation in *Streptanthus* species (Kruckeberg and Reeves 1995). Similar observations concerning Ni hyperaccumulators were made for *Alyssum pintodasilvae* from Portugal (deVarennes et al. 1996), for *Berkheya* species from South Africa (Boyd et al. 2004; Robinson et al. 2003b), and for *P. gabriellae* (Boyd et al. 1999; Davis et al. 2001), *H. kanaliense* and *G. pruinosa* (Boyd and Jaffre 2009) in New Caledonia. Interestingly, other Ni hyperaccumulators such as *Agatea longipedicellata*, *Caesaria silvana*, *Homalium guillainii*, *H. austrocaledonicus* and *P. acuminata* did not show significant leaf-age effects (Boyd and Jaffre 2009). As regards hyperaccumulators of other elements, significant leaf-age effects were observed for the Japanese Mn hyperaccumulator *C. sciadophylloides* (Mizuno et al. 2008), the Chinese As hyperaccumulator *Pteris vittata* (Gonzaga et al. 2007) as well as various Zn hyperaccumulators (Macnair and Smirnov 1999; Robinson et al. 1998).

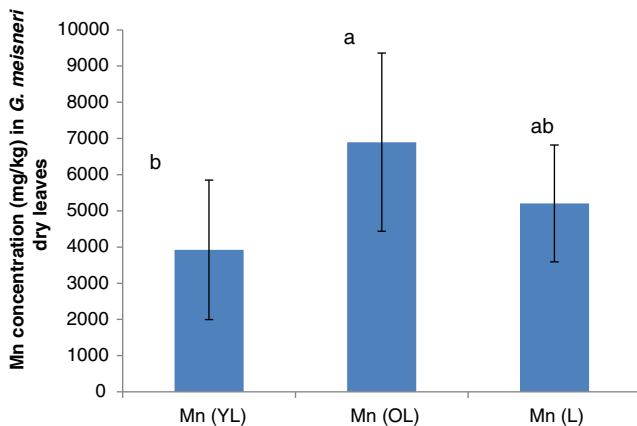
Recent data were obtained by collecting *G. meisneri* (Fig. 3) leaves in the 'Creek à Paul' valley near the Tiébaghi massive, New Caledonia (20° 29' 35.03" S, 164° 12' 22.76" E). Leaf sampling was performed as follows. A qualitative assessment of leaf-age was performed according to the position of leaves on stems and visual assessment of their colours. The collected leaves





**Fig. 3** *Grevillea meisneri*, Creek à Paul, New Caledonia and litter under *Grevillea meisneri* including young plants

were separated in two age-categories, i.e. ‘young leaves’ and ‘mature leaves’. Approximately 500 g of fresh leaves per age-category was collected on each individual sampled, to ensure the reliability of the concentrations measured. Litter composed of dry fallen leaves was also collected under each tree as it was readily accessible. The results obtained are gathered in Fig. 4 and show a significant difference between young leaves (YL) and older leaves (OL). Litter composed of fallen *G. meisneri* leaves show intermediate Mn concentrations, but they are not statistically different from young leaves or old leaves. Concentrations up to 1.1 % of Mn



**Fig. 4** Incidence of leaf-age on the Mn concentrations (mg/kg) in *Grevillea meisneri* leaves

were found in old *G. meisneri* leaves, which make this species a new Mn hyperaccumulator. Similar trends were also observed for *Grevillea exul* (Fig. 5) growing at the ‘Camp des Sapins’ mine, Thio, New Caledonia. Lower Mn concentrations in *G. exul* are also possibly related to plant age (3.5 years in this case). This shows the necessity of considering leaf-age when assessing the ability to accumulate TE of a plant species and also advocates further investigation of Mn accumulating species from New Caledonia.

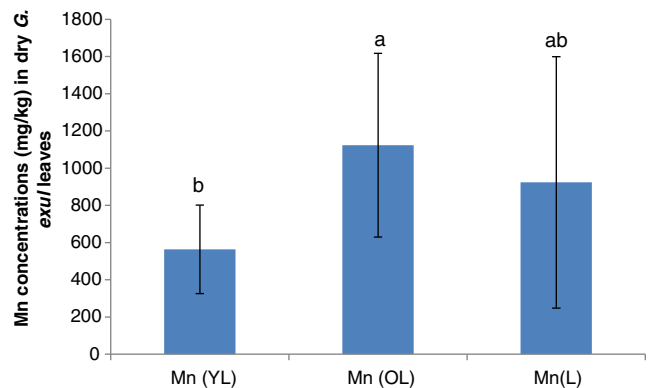
#### Implications for designing applications

##### *Usual applications*

Potential applications are generally referred to as TE phytoextraction, which is the extraction of TE from soil by plants (Robinson 1997). Two different approaches for phytoextraction can be distinguished, both termed by Cunningham and Berti (1993) but devised earlier (Baker et al. 1988):

1. Phytoremediation by way of TE phytoextraction addresses the issue of TE contaminated soil and aimed to provide a way to clean them.
2. Phytomining, initially termed ‘biomining’ (Cunningham and Berti 1993), refers to the use of plants, usually TE hyperaccumulators, to produce bio-ores subsequently used in metal production (Brooks et al. 1998).

Deemed unrealistic in a first instance (Baker et al. 1988), phytomining probably raised the greatest expectations. It was developed for nickel to an industrial level using *Alyssum* species. Usual pyrometallurgical processes (Chaney et al. 2007), or other chemical separation techniques (Barbaroux et al. 2012) can be used to recover nickel. Phytoremediation by way of phytoextraction on the other hand appeared more convincing (Baker et al. 1988): yet it raised more questions than it actually solved. Feasibility and cost-effectiveness are



**Fig. 5** Incidence of leaf-age on the Mn concentrations (mg/kg) in *Grevillea exul* leaves

still questioned (Conesa and Schulin 2010; Ernst 2005; Robinson et al. 2003a), as well as the issue of contaminated-biomass disposal (Ernst 2000; Sas-Nowosielska et al. 2004).

However, in both cases ecological principles should guide action and site-specific approaches using local species:

1. May avoid poor results, e.g. using *Alyssum* species in Indonesia (van der Ent et al. 2013b)
2. May avoid the emergence of invasive species, e.g. *Alyssum* species in the USA, as reported by the Oregon Department of Agriculture (2014)
3. Is a way to promote the conservation of metallophyte species (Whiting et al. 2004)

### Ecocatalysis

The emerging concept of Ecocatalysis may also use TE-rich biomass from phytoremediation by way of phytoextraction (Losfeld et al. 2012a) as well as from phytomining (Escande et al. 2014a, b; Losfeld et al. 2012b; Thillier et al. 2013) and was covered by various patents (Grison and Escande 2013a, 2013b). It leads to original (unusual oxydation states, new associated chemical species) and effective catalysts and reagents. Ecocatalysis offers a unique opportunity of cooperative catalysis, where the synergetic action of diverse TE presents a huge potential. Activities, chemo-, stereo-selectivity and recyclability of ecocatalysts are higher than classical catalysts in various reactions. This is conceptually very different from phytomining and phytoremediation by way of phytoextraction and could overcome the limits of these technologies. Ecocatalysis specifically tackles TE-rich biomass regardless of the metal considered, and it is fully compliant with the end use of metals obtained, i.e. Green Chemistry, thus allowing greener and broader perspectives for present environmental and socio-economic challenges.

### Developing applications

Considering Mn hyperaccumulators, e.g. *G. meisneri* or Mn accumulators, e.g. *G. exul* as potential sources of Mn for application in Ecocatalysis requires the design of leaf harvesting schemes. Taking into account their lower Mn concentration, lower biomass and potential plant stress, collecting young leaves would probably be unproductive. Older leaves show the highest Mn concentration and thus could be considered of utmost interest. However, their collection would also result in plant stress and species from New Caledonia are known to grow slowly. Moreover, the age parameter was assessed on a qualitative basis, and it would be quite difficult to implement a collection based on such a qualitative parameter. The most practical proposal is then to focus on litters:

they have an intermediate Mn concentration and although litter biomass would need to be measured precisely to assess yield, it is certain that this option would ensure sustainable yields, compared to the two others.

Various metallophyte species (e.g. *Geissois* spp., *Grevillea* spp., *Phyllanthus* spp.) proved useful for the reclamation of mining areas in New Caledonia. The development of new outlets, e.g. Ecocatalysis could provide supplementary revenues for the restoration of such areas. Developing reclamation schemes for highly degraded quarries or spoils storage areas using metal hyperaccumulators along with Cyperaceae and other soil-improving species could provide an efficient way to control watershed erosion of degraded land. Generating alternative incomes through the promotion of metal-rich biomass used in organic chemistry could not only cover the cost of the revegetation operation but also generate post revegetation economic activities for New Caledonia as well as other mining countries.

### Conclusion

From this review and from the new data presented, it clearly appears that usual soil-plant studies of TE hyperaccumulation based on measuring TE concentrations in soil to assess BC are limited. Although useful for the study of Zn or Ni hyperaccumulators from the Brassicaceae family, they are far from conclusive when applied to Ni or Mn hyperaccumulators from New Caledonia. Some trends may be highlighted but contradictory results are possible and no general model emerges from this study. This is partly due to issues in measuring soil TE concentrations:

1. Total concentrations are easily measured but do not reflect soil chemistry, and the amount of a TE that is actually available to a plant is different from that assessed by acid digestions. Soils from New Caledonia were studied using DTPA extractions as a way to assess TE availability, with a main focus on Ni and Mn. However, although useful for agricultural purposes, the method failed to account for Ni or Mn hyperaccumulators response to soil TE concentrations.
2. The volume of the rhizosphere of Ni or Mn hyperaccumulating shrubs or trees from New Caledonia is larger than that of Brassicaceae resulting in difficulty in assessing rhizosphere properties, including TE concentrations.

Investigating *G. meisneri* and *G. exul* with Ecocatalysis applications in mind allowed to highlight temporal patterns in Mn accumulation for these species: young leaves contained significantly less Mn than older leaves. This is useful to design applications, but also allowed to reclassify *G. meisneri* as a

hyperaccumulator of Mn. Latest data on Mn hyperaccumulators are also presented, and New Caledonia is clearly a hotspot for Mn hyperaccumulation. Various Mn accumulators from the island could be investigated further taking into account leaf-age, which would probably lead to the discovery of new Mn hyperaccumulators and revision of their current accumulation status. The development of Ecocatalysis applications for Mn-rich biomass could spur massive research efforts for understanding Mn hyperaccumulation by plants. It should also encourage the development of integrative studies of Mn hyperaccumulation, as is the case for Ni or other TE.

**Acknowledgments** Financial support from the 'Agence Nationale pour la Recherche' (ANR 11ECOT01101), Société Le Nickel (SLN) and Ecole Polytechnique, Paris Tech (PhD studentship) is gratefully acknowledged. Sample collection was possible with the consent of Province Nord and Province Sud of New Caledonia.

## References

- Alford ER, Pilon-Smits EAH, Paschke MW (2010) Metallophytes—a view from the rhizosphere. *Plant Soil* 337:33–50. doi:10.1007/s11104-010-0482-3
- Amir H, Perrier N, Rigault F, Jaffre T (2007) Relationships between Ni-hyperaccumulation and mycorrhizal status of different endemic plant species from New Caledonian ultramafic soils. *Plant Soil* 293:23–35. doi:10.1007/s11104-007-9238-0
- Assuncao AGL, Bookum WM, Nelissen HJM, Vooijs R, Schat H, Ernst WHO (2003) Differential metal-specific tolerance and accumulation patterns among *Thlaspi caerulescens* populations originating from different soil types. *New Phytol* 159:411–419. doi:10.1046/j.1469-8137.2003.00819.x
- Baker AJM (1981) Accumulators and excluders—strategies in the response of plants to heavy-metals. *J Plant Nutr* 3:643–654. doi:10.1080/01904168109362867
- Baker AJM, Brooks RR (1989) Terrestrial higher plants which hyperaccumulate metallic elements—a review of their distribution, ecology and phytochemistry. *Biorecovery* 1:81–126
- Baker A, Brooks R, Reeves R (1988) Growing for gold... and copper... and zinc. *New Sci* 116:44–48
- Barbaroux R, Plasari E, Mercier G, Simonnot MO, Morel JL, Blais JF (2012) A new process for nickel ammonium disulfate production from ash of the hyperaccumulating plant *Alyssum murale*. *Sci Total Environ* 423:111–119. doi:10.1016/j.scitotenv.2012.01.063
- Becquer T, Bourdon E, Pétard J (1995) Disponibilité du nickel le long d'une toposéquence de sols développés sur roches ultramafiques de Nouvelle-Calédonie. *C R Acad Sci* 321:585–592
- Becquer T, Rigault F, Jaffre T (2002) Nickel bioavailability assessed by ion exchange resin in the field. *Commun Soil Sci Plant Anal* 33: 439–450. doi:10.1081/css-120002755
- Bert V, Bonnin I, Saumitou-Laprade P, de Laguerie P, Petit D (2002) Do *Arabidopsis halleri* from nonmetallicolous populations accumulate zinc and cadmium more effectively than those from metallicolous populations? *New Phytol* 155:47–57. doi:10.1046/j.1469-8137.2002.00432.x
- Bidwell SD, Woodrow IE, Batianoff GN, Sommer-Knudsen J (2002) Hyperaccumulation of manganese in the rainforest tree *Austromyrtus bidwillii* (Myrtaceae) from Queensland, Australia. *Funct Plant Biol* 29:899–905. doi:10.1071/pp 01192
- Boyd RS (2004) Ecology of metal hyperaccumulation. *New Phytol* 162: 563–567. doi:10.1111/j.1469-8137.2004.01079.x
- Boyd RS (2012) Plant defense using toxic inorganic ions: conceptual models of the defensive enhancement and joint effects hypotheses. *Plant Sci* 195:88–95. doi:10.1016/j.plantsci.2012.06.012
- Boyd RS (2013) Exploring tradeoffs in hyperaccumulator ecology and evolution. *New Phytol* 199:871–872. doi:10.1111/nph.12398
- Boyd RS, Jaffre T (2001) Phytoenrichment of soil Ni content by *Sebertia acuminata* in New Caledonia and the concept of elemental allelopathy. *S Afr J Sci* 97:535–538
- Boyd RS, Jaffre T (2009) Elemental concentrations of eleven New Caledonian plant species from serpentine soils: elemental correlations and leaf-age effects. *Northeast Nat* 16:93–110. doi:10.1656/045.016.0508
- Boyd RS, Martens SN (1992) The Raison d'Être for metal hyperaccumulation by plants The vegetation of ultramafic (Serpentine) soils:279–289
- Boyd RS, Martens SN (1998) The significance of metal hyperaccumulation for biotic interactions. *Chemoecology* 8:1–7. doi:10.1007/s000490050002
- Boyd RS, Jaffre T, Odom JW (1999) Variation in nickel content in the nickel-hyperaccumulating shrub *Psychotria douarrei* (Rubiaceae) from New Caledonia. *Biotropica* 31:403–410. doi:10.1111/j.1744-7429.1999.tb00382.x
- Boyd RS, Davis MA, Balkwill K (2004) Nickel accumulation patterns in two South African Ni hyperaccumulator species Ultramafic rocks: their soils, vegetation and fauna Proceedings of the Fourth International Conference on Serpentine Ecology, Cuba, 21–26 April, 2003 275–278
- Brooks RR, Trow JM, Veillon JM, Jaffre T (1981) Studies on manganese accumulating *Alyxia* species from New Caledonia. *Taxon* 30:420–423. doi:10.2307/1220141
- Brooks RR, Chambers MF, Nicks LJ, Robinson BH (1998) Phytomining Trends *Plant Sci* 3:359–362. doi:10.1016/s1360-1385(98)01283-7
- Callahan DL et al (2008) LC-MS and GC-MS metabolite profiling of nickel(II) complexes in the latex of the nickel-hyperaccumulating tree *Sebertia acuminata* and identification of methylated aldaric acid as a new nickel(II) ligand. *Phytochemistry* 69:240–251
- Callahan DL, Roessner U, Dumontet V, De Livera AM, Doronila A, Baker AJM, Kolev SD (2012) Elemental and metabolite profiling of nickel hyperaccumulators from New Caledonia. *Phytochemistry* 81:80–89. doi:10.1016/j.phytochem.2012.06.010
- Chaney RL, Angle JS, Broadhurst CL, Peters CA, Tappero RV, Sparks DL (2007) Improved understanding of hyperaccumulation yields commercial phytoextraction and phytomining technologies. *J Environ Qual* 36:1429–1443. doi:10.2134/jeq2006.0514
- Conesa HM, Schulín R (2010) The Cartagena-La Unión mining district (SE Spain): a review of environmental problems and emerging phytoremediation solutions after fifteen years research. *J Environ Monit* 12:1225–1233
- Cunningham SD, Berti WR (1993) Remediation of contaminated soils with green plants—an overview. *In Vitro Cell Dev Biol-Plant* 29P: 207–212
- Davis MA, Pritchard SG, Boyd RS, Prior SA (2001) Developmental and induced responses of nickel-based and organic defences of the nickel-hyperaccumulating shrub, *Psychotria douarrei*. *New Phytol* 150:49–58. doi:10.1046/j.1469-8137.2001.00067.x
- Deng H, Li MS, Chen YX, Luo YP, Yu FM (2010) A new discovered manganese hyperaccumulator—*Polygonum pubescens* Blume. *Fresenius Environ Bull* 19:94–99
- deVarenes A, Torres MO, Coutinho JF, Rocha M, Neto M (1996) Effects of heavy metals on the growth and mineral composition of a nickel hyperaccumulator. *J Plant Nutr* 19:669–676. doi:10.1080/01904169609365151

- Diesing WE et al (2008) Zinc speciation and isotopic exchangeability in soils polluted with heavy metals. *Eur J Soil Sci* 59:716–729. doi:10.1111/j.1365-2389.2008.01032.x
- DIMENC (2008) Le schéma de mise en valeur des richesses minières de la Nouvelle-Calédonie
- Enright NJ, Rigg L, Jaffre T (2001) Environmental controls on species composition along a (maquis) shrubland to forest gradient on ultramafics at Mont Do, New Caledonia. *S Afr J Sci* 97:573–580
- Ernst WHO (1996) Bioavailability of heavy metals and decontamination of soils by plants. *Appl Geochem* 11 doi:10.1016/0883-2927(95)00040-2
- Ernst WHO (2000) Evolution of metal hyperaccumulation and phytoremediation hype. *New Phytol* 146:357–358. doi:10.1046/j.1469-8137.2000.00669.x
- Ernst WHO (2005) Phytoextraction of mine wastes—options and impossibilities. *Chem Erde-Geochem* 65:29–42. doi:10.1016/j.chemer.2005.06.001
- Escande V, Olszewski TK, Grison C (2013) Preparation of ecological catalysts derived from Zn hyperaccumulating plants and their catalytic activity in Diels–Alder reaction *Comptes Rendus Chimie*
- Escande V et al (2014a) Ecological catalysis and phytoextraction: symbiosis for future. *Appl Catal B-Environ* 146:279–288. doi:10.1016/j.apcatb.2013.04.011
- Escande V, Tomasz O, Eddy P, Grison C (2014b) Biosourced polymetallic catalysts: an efficient means to synthesize underexploited platform molecules from carbohydrates. *Chem Sus Chem*. doi:10.1002/cssc.201400078
- Faucon MP, Shutcha MN, Meerts P (2007) Revisiting copper and cobalt concentrations in supposed hyperaccumulators from SC Africa: influence of washing and metal concentrations in soil. *Plant Soil* 301:29–36. doi:10.1007/s11104-007-9405-3
- Feng MH, Shan XQ, Zhang SZ, Wen B (2005) A comparison of the rhizosphere-based method with DTPA, EDTA, CaCl<sub>2</sub>, and NaNO<sub>3</sub> extraction methods for prediction of bioavailability of metals in soil to barley. *Environ Pollut* 137:231–240
- Fernando DR, Woodrow IE, Jaffre T, Dumontet V, Marshall AT, Baker AJM (2008) Foliar manganese accumulation by *Maytenus founieri* (Celastraceae) in its native New Caledonian habitats: populational variation and localization by X-ray microanalysis. *New Phytol* 177:178–185. doi:10.1111/j.1469-8137.2007.02253.x
- Fernando DR, Mizuno T, Woodrow IE, Baker AJM, Collins RN (2010) Characterization of foliar manganese (Mn) in Mn (hyper)accumulators using X-ray absorption spectroscopy. *New Phytol* 188:1014–1027
- Fernando DR, Marshall A, Baker AJM, Mizuno T (2013) Microbeam methodologies as powerful tools in manganese hyperaccumulation research: present status and future directions. *Front Plant Sci* 4:319. doi:10.3389/fpls.2013.00319
- Gonzaga MIS, Ma LQ, Santos JAG (2007) Effects of plant age on arsenic hyperaccumulation by *Pteris vittata* L. *Water Air Soil Pollut* 186:289–295. doi:10.1007/s11270-007-9485-y
- Grison C, Escande V (2013a) Use of certain manganese-accumulating plants for carrying out organic chemistry reactions. WO2014016509-A1
- Grison C, Escande V (2013b) Use of certain metal-accumulating plants for implementing organic chemistry reactions. WO 2013150197 A1
- Grison C, Escande V, Petit E, Garoux L, Boulanger C, Grison C (2013) *Psychotria douarrei* and *Geissois pruinosa*, novel resources for the plant-based catalytic chemistry. *RSC Adv* 3:22340–22345. doi:10.1039/c3ra43995j
- Hu PJ et al (2013) Nitrate facilitates cadmium uptake, transport and accumulation in the hyperaccumulator *Sedum plumbizincicola*. *Environ Sci Pollut Res* 20:6306–6316
- Hunt AJ et al (2014) Phytoextraction as a tool for green chemistry. *Green Process Synth* 3:3–22
- Jaffré T (1977) Accumulation du manganèse par des espèces associées aux terrains ultrabasiques. *C R Acad Sci Paris* 284:1573–1575
- Jaffré T (1979) Accumulation du manganèse par les proteacées de Nouvelle-Calédonie. *C R Acad Sci Paris* 285:425–428
- Jaffré T (1980) Etude écologique du peuplement végétal des sols dérivés de roches ultrabasiques en Nouvelle Calédonie vol 124. Travaux et documents. ORSTOM, Paris
- Jaffré T, Schmid M (1974) Accumulation de nickel par une rubiacée de Nouvelle-Calédonie, *Psychotria douarrei* (G. Beauvisage) Däniker *Compte Rendus de l'Académie des Sciences, Paris Série D*:1727–1730
- Jaffre T, Brooks RR, Lee J, Reeves RD (1976) *Sebertia acuminata*: a hyperaccumulator of nickel from New Caledonia. *Science* 193:579–580. doi:10.1126/science.193.4253.579
- Jaffré T, Gauthier D, Rigault F, McCoy S (1994) Les casuarinacées endémiques Bois et forêts des tropiques:4
- Jaffre T, Pillon Y, Thomine S, Merlot S (2013) The metal hyperaccumulators from New Caledonia can broaden our understanding of nickel accumulation in plants. *Front Plant Sci* 4:279. doi:10.3389/fpls.2013.00279
- Koopmans GF, Roemkens PFAM, Fokkema MJ, Song J, Luo YM, Japenga J, Zhao FJ (2008) Feasibility of phytoextraction to remediate cadmium and zinc contaminated soils. *Environ Pollut* 156. doi:10.1016/j.envpol.2008.05.029
- Kruckeberg AR, Reeves RD (1995) Nickel accumulation by serpentine species of *Streptanthus* (Brassicaceae): field and greenhouse studies. *Madrono* 42:458–469
- L'Huillier L (1996) Biodisponibilité du nickel dans les sols ferrallitiques ferritiques de Nouvelle-Calédonie. Effets toxiques de Ni sur le développement et la physiologie du maïs
- L'Huillier L, Edighoffer S (1996) Extractability of nickel and its concentration in cultivated plants in Ni rich ultramafic soils of New Caledonia. *Plant Soil* 186:255–264. doi:10.1007/bf02415521
- Lamont BB (2003) Structure, ecology and physiology of root clusters—a review. *Plant Soil* 248:1–19
- Lee J, Brooks RR, Reeves RD, Boswell CR, Jaffre T (1977) Plant-soil relationships in a New Caledonian serpentine flora. *Plant Soil* 46:675–680. doi:10.1007/bf00015930
- Lhuillier L, dAuzac J, Durand M, MichaudFerriere N (1996) Nickel effects on two maize (*Zea mays*) cultivars: growth, structure, Ni concentration, and localization. *Can J Bot-Rev Can Bot* 74:1547–1554
- Li YM et al (2003) Development of a technology for commercial phytoextraction of nickel: economic and technical considerations. *Plant Soil* 249:107–115. doi:10.1023/a:1022527330401
- Lindsay W, Norvell WA (1978) Development of a DTPA soil test for zinc, iron, manganese, and copper. *Soil Sci Soc Am J* 42:421–428
- Losfeld G, de la Blache PV, Escande V, Grison C (2012a) Zinc hyperaccumulating plants as renewable resources for the chlorination process of alcohols. *Green Chem Lett Rev* 5 doi:10.1080/17518253.2012.667157
- Losfeld G, Escande V, de La Blache PV, L'Huillier L, Grison C (2012b) Design and performance of supported Lewis acid catalysts derived from metal contaminated biomass for Friedel-Crafts alkylation and acylation. *Catal Today* 189 doi:10.1016/j.cattod.2012.02.044
- Losfeld G, Escande V, Jaffre T, L'Huillier L, Grison C (2012c) The chemical exploitation of nickel phytoextraction: an environmental, ecologic and economic opportunity for New Caledonia. *Chemosphere* 89:907–910
- Macnair MR, Smirnoff N (1999) Use of zincon to study uptake and accumulation of zinc by zinc tolerant and hyperaccumulating plants. *Commun Soil Sci Plant Anal* 30:1127–1136. doi:10.1080/00103629909370273
- McGrath SP, Zhao FJ (2003) Phytoextraction of metals and metalloids from contaminated soils. *Curr Opin Biotechnol* 14:277–282. doi:10.1016/s0958-1669(03)00060-0
- Merlot S, Hannibal L, Martins S, Martinelli L, Amir H, Lebrun M, Thomine S (2014) The metal transporter PglREG1 from the

- hyperaccumulator *Psychotria gabriellae* is a candidate gene for nickel tolerance and accumulation. *J Exp Bot*:eru025
- Min Y, Tie B, Tang M, Aoyama I (2007) Accumulation and uptake of manganese in a hyperaccumulator *Phytolacca Americana*. *Miner Eng* 20:188–190. doi:10.1016/j.mineng.2006.06.003
- Mizuno T, Asahina R, Hosono A, Tanaka A, Senoo K, Obata H (2008) Age-dependent manganese hyperaccumulation in *Chengiopanax sciadophylloides* (Araliaceae). *J Plant Nutr* 31:1811–1819. doi:10.1080/01904160802325396
- Morris C, Grossl PR, Call CA (2009) Elemental allelopathy: processes, progress, and pitfalls. *Plant Ecol* 202:1–11
- Morrison RS, Brooks RR, Reeves RD (1980) Nickel uptake by *Alyssum* species. *Plant Sci Lett* 17:451–457. doi:10.1016/0304-4211(80)90132-7
- Oregon Department of Agriculture (2014) ODA Plant Programs, Noxious Weed Control yellow tuft (*Alyssum murale*, *A. corsicum*). [http://www.oregon.gov/ODA/PLANT/WEEDS/pages/weed\\_yellowtuft.aspx](http://www.oregon.gov/ODA/PLANT/WEEDS/pages/weed_yellowtuft.aspx)
- Peer WA, Mamoudian M, Lahner B, Reeves RD, Murphy AS, Salt DE (2003) Identifying model metal hyperaccumulating plants: germ-plasm analysis of 20 Brassicaceae accessions from a wide geographical area. *New Phytol* 159:421–430
- Pence NS et al (2000) The molecular physiology of heavy metal transport in the Zn/Cd hyperaccumulator *Thlaspi caerulescens*. *Proc Natl Acad Sci U S A* 97:4956–4960. doi:10.1073/pnas.97.9.4956
- Pollard AJ, Stewart HL, Roberson CB (2009) Manganese hyperaccumulation in *phytolacca americana* L. from the Southeastern United States. *Northeast Nat* 16:155–162
- Proctor J, Phillipps C, Duff GK, Heaney A, Robertson FM (1989) Ecological studies on Gunung Silam, a small ultrabasic mountain in Sabah, Malaysia. II. Some forest processes. *J Ecol* 77:317–331. doi:10.2307/2260752
- Reeves RD (1992) The hyperaccumulation of nickel by serpentine plants The vegetation of ultramafic (Serpentine) Soils:253–277
- Reeves RD (2003) Tropical hyperaccumulators of metals and their potential for phytoextraction. *Plant Soil* 249:57–65. doi:10.1023/a:1022572517197
- Reeves R, Brooks R (1983) Hyperaccumulation of lead and zinc by two metallophytes from mining areas of Central Europe *Environmental pollution series A. Ecol Biol* 31:277–285
- Robinson BH (1997) The phytoextraction of heavy-metals from metal-liferous soils. Massey University
- Robinson BH, Leblanc M, Petit D, Brooks RR, Kirkman JH, Gregg PEH (1998) The potential of *Thlaspi caerulescens* for phytoremediation of contaminated soils. *Plant Soil* 203:47–56. doi:10.1023/a:1004328816645
- Robinson BH, Brooks RR, Gregg PEH, Kirkman JH (1999) The nickel phytoextraction potential of some ultramafic soils as determined by sequential extraction. *Geoderma* 87:293–304. doi:10.1016/s0016-7061(98)00062-7
- Robinson B, Fernandez JE, Madejon P, Maranon T, Murillo JM, Green S, Clothier B (2003a) Phytoextraction: an assessment of biogeochemical and economic viability. *Plant Soil* 249:117–125. doi:10.1023/a:1022586524971
- Robinson BH, Lombi E, Zhao FJ, McGrath SP (2003b) Uptake and distribution of nickel and other metals in the hyperaccumulator *Berkheya coddii*. *New Phytol* 158:279–285. doi:10.1046/j.1469-8137.2003.00743.x
- Ross SM (1994) Toxic metals in soil-plant systems. John Wiley & Sons Ltd
- Sas-Nowosielska A, Kucharski R, Malkowski E, Pogrzeba M, Kuperberg JM, Krynski K (2004) Phytoextraction crop disposal—an unsolved problem. *Environ Pollut* 128:373–379. doi:10.1016/j.envpol.2003.09.012
- Sauve S, Hendershot W, Allen HE (2000) Solid-solution partitioning of metals in contaminated soils: dependence on pH, total metal burden, and organic matter. *Environ Sci Technol* 34:1125–1131. doi:10.1021/es9907764
- Thillier Y, Losfeld G, Escande V, Dupouy C, Vasseur J-J, Debart F, Grison C (2013) Metallophyte wastes and polymetallic catalysis: a promising combination in green chemistry. The illustrative synthesis of 5'-capped RNA. *Rsc Adv* 3:5204–5212. doi:10.1039/c3ra23115a
- van der Ent A, Baker AJM, Reeves RD, Pollard AJ, Schat H (2013a) Hyperaccumulators of metal and metalloid trace elements: facts and fiction. *Plant Soil* 362:319–334. doi:10.1007/s11104-012-1287-3
- van der Ent A, Baker AJM, van Balgooy MMJ, Tjoa A (2013b) Ultramafic nickel laterites in Indonesia (Sulawesi, Halmahera): mining, nickel hyperaccumulators and opportunities for phytomining. *J Geochem Explor* 128:72–79
- Verbruggen N, Hermans C, Schat H (2009) Molecular mechanisms of metal hyperaccumulation in plants. *New Phytol* 181:759–776. doi:10.1111/j.1469-8137.2008.02748.x
- Wang H, Tang S-M, Liao X-J, Cao Q-M (2008) Physiological and molecular mechanisms of Mn uptake by hyperaccumulating plant *Polygonum hydropiper* (Polygonaceae). *Acta Bot Yunnanica* 30:489–495
- Whiting SN et al (2004) Research priorities for conservation of metallophyte biodiversity and their potential for restoration and site remediation. *Restor Ecol* 12:106–116. doi:10.1111/j.1061-2971.2004.00367.x
- Xue SG, Chen YX, Reeves RD, Baker AJM, Lin Q, Fernando DR (2004) Manganese uptake and accumulation by the hyperaccumulator plant *Phytolacca acinosa* Roxb. (Phytolaccaceae). *Environ Pollut* 131:393–399
- Yang SX, Deng H, Li MS (2008) Manganese uptake and accumulation in a woody hyperaccumulator, *Schima superba*. *Plant Soil Environ* 54:441–446
- Yang QW, Zeng Q, Xiao F, Liu XL, Pan J, He JF, Li ZY (2013) Investigation of manganese tolerance and accumulation of two Mn hyperaccumulators *Phytolacca americana* L. and *Polygonum hydropiper* L. in the real Mn-contaminated soils near a manganese mine. *Environ Earth Sci* 68:1127–1134. doi:10.1007/s12665-012-1814-9
- Young SD, Zhang H, Tye AM, Maxted A, Thums C, Thornton I (2005) Characterizing the availability of metals in contaminated soils. I. The solid phase: sequential extraction and isotopic dilution. *Soil Use Manag* 21:450–458. doi:10.1079/sum2005348
- Zhang H, Young SD (2005) Characterizing the availability of metals in contaminated soils. II. The soil solution. *Soil Use Manag* 21:459–467. doi:10.1079/sum2005349
- Zhao FJ, Lombi E, McGrath SP (2003) Assessing the potential for zinc and cadmium phytoremediation with the hyperaccumulator *Thlaspi caerulescens*. *Plant Soil* 249:37–43. doi:10.1023/a:1022530217289