



HAL
open science

Genomic organization and spatio-temporal expression of the hemoglobin genes in European sea bass (*Dicentrarchus labrax*)

L. Cadiz, E. Desmarais, Arianna Servili, P. Quazuguel, Lauriane Madec, C. Huelvan, O. Andersen, Jose-Luis Zambonino-Infante, David Mazurais

► To cite this version:

L. Cadiz, E. Desmarais, Arianna Servili, P. Quazuguel, Lauriane Madec, et al.. Genomic organization and spatio-temporal expression of the hemoglobin genes in European sea bass (*Dicentrarchus labrax*). *Marine Biology*, 2017, 164 (4), pp.95. 10.1007/s00227-017-3128-7. hal-01923745

HAL Id: hal-01923745

<https://hal.umontpellier.fr/hal-01923745>

Submitted on 12 May 2020

HAL is a multi-disciplinary open access archive for the deposit and dissemination of scientific research documents, whether they are published or not. The documents may come from teaching and research institutions in France or abroad, or from public or private research centers.

L'archive ouverte pluridisciplinaire **HAL**, est destinée au dépôt et à la diffusion de documents scientifiques de niveau recherche, publiés ou non, émanant des établissements d'enseignement et de recherche français ou étrangers, des laboratoires publics ou privés.

Genomic organization and spatio-temporal expression of the hemoglobin genes in European sea bass (*Dicentrarchus labrax*)

Cadiz L.¹, Desmarais E.², Servili Arianna¹, Quazuguel Patrick¹, Madec Lauriane¹, Huelvan Christine¹, Andersen O.^{3,4}, Zambonino Jose-Luis¹, Mazurais David^{1,*}

¹ Ifremer, Unité de Physiologie Fonctionnelle des Organismes Marins Plouzané, France

² Institut des Sciences de l'Évolution (UMR 5554), Université de Montpellier, CNRS-UM-IRD-EPHE Montpellier, France

³ Nofima Ås, Norway

⁴ Department of Animal and Aquaculture Sciences Norwegian University of Life Sciences Ås, Norway

* Corresponding author : David Mazurais, email address : dmazurai@ifremer.fr

Abstract :

Hemoglobins (Hb) play a critical role in satisfying the oxygen demand of vertebrate aerobic metabolism. The present study reports the characterization of the European sea bass (*Dicentrarchus labrax*) Hb genes, including genomic organization, phylogeny, and spatio-temporal gene expression. These Hb genes are divided into two unlinked clusters, the "MN" cluster containing eleven genes (five Hb α genes named MN-*Hba1-5* and six Hb β genes named MN-*Hb β 1-6*) and the "LA" cluster consisting of three genes (two Hb α genes named LA-*Hba1-2* and one Hb β gene named LA-*Hb β 1*). Comparative analysis of Hb amino acid sequences indicates that most of the important amino acid residues involved in hemoglobin-oxygen binding, particularly in the Bohr and Root effects, are generally well conserved, except in MN-*Hb β 3*. Six genes were mainly expressed during early life (MN-*Hba3-5*, MN-*Hb β 4-6*), while the others were predominantly expressed at juvenile–adult stages. Adult fish expressed Hb genes at high levels in the head kidney and spleen; the main organs involved in blood formation. The Hb genes expressed in non-hematopoietic organs (intestine, gills, heart, brain, and liver) may facilitate oxygen homeostasis or be involved in antimicrobial defense. Stage- and tissue-specific gene expression patterns, together with the sequence features of the different Hb proteins, suggest a broad range of roles in European sea bass.

Introduction

Teleost species inhabit contrasting marine and freshwater environments across the planet and face a wide variety of environmental conditions in terms of water temperature, salinity and dissolved oxygen concentration (Helfman et al. 1997; von der Heyden et al. 2015). Specifically, several fish species have offshore spawning and larval migration toward coastal areas. As a consequence, genetic adaptation or physiological acclimatization has been observed, especially to adjust oxygen demand (metabolism) and supply (oxygen uptake and transport) to environmental oxygen availability at the different stages of their life-cycle (Ishibashi et al. 2007; McKenzie et al. 2008). Several authors have suggested that the ability of fish to colonize a wide range of habitats has evolved together with the molecular and functional modulation of the hemoglobin system (Weber 2000; Verde et al. 2002; Marinakis et al. 2003; Verde et al. 2006; Verde et al. 2008). Hemoglobin (Hb) in vertebrates, including fish, consists of a tetrameric molecule composed of twin α and β globin subunits ($\alpha_2\beta_2$), each of which contain a heme group that can reversibly bind oxygen. While genes coding for α and β globins in mammals are clustered on one chromosome, teleost α and β globin genes (Hb α and Hb β genes) are grouped within two clusters labeled “MN” and “LA” located on two separate chromosomes resulting from the teleost-specific genome duplication (TGD) (Hardison 2008; Opazo et al. 2013). The cluster names are derived from their flanking genes: N-methylpurine-DNA glycosylase (*mpg*) and Nitrogen permease regulator-like 3 (*nprl3*) for cluster “MN”, and Leucine carboxyl methyltransferase 1 (*lcmt1*) and Aquaporin-8 (*aqp8*) for cluster “LA”. Both physical extent and gene content of the teleost globins have been altered by gene loss and by chromosomal or tandem duplications (Opazo et al. 2013) and the

number of Hb genes varies from a single pseudogene in icefishes (Near et al. 2006) to 36 genes (including 9 pseudogenes) in Atlantic salmon (Quinn et al. 2010).

The multiplicity of Hb genes in many fish species is considered as an advantage that allows them to cope with a variable oxygen demand throughout ontogenic development as well as with temporal and spatial alterations in environmental oxygen availability (Perutz 1983; Rutjes et al. 2007). The strong adaptability has been shown to involve differential expression of Hb genes throughout the fish life cycle (Maruyama et al. 2004; Tiedke et al. 2011) and differential regulation under hypoxia or extreme conditions (Campo et al. 2008; Feng et al. 2014). Furthermore, the diversified Hb forms may exhibit different functional properties in terms of oxygen affinity and responsiveness to regulation by phosphates (ATP, GTP), temperature and pH (Bohr and Root effects) (Weber 1990).

European sea bass is an economically important farmed species with a natural distribution ranging in North Atlantic from the south of Norway (60°N) to the west coast of Morocco (30°N) and throughout the Mediterranean and Black Sea (Tortonese 1986; Perez-Ruzafa and Marcos 2014). The metabolic scope was shown to be susceptible to reduced oxygen availability and elevated temperatures, and hypoxia caused morphological changes and altered expression of genes coding for oxygen-dependent molecules in the gills of European sea bass (Claireaux and Lagardère 1999; Rinaldi et al. 2005). Multiple Hbs proteins have been documented by gel electrophoresis, and a partial globin with antimicrobial properties has been reported in European sea bass (Perez and Maclean 1976) (Terova et al. 2011). The recently published European sea bass genome sequence is a valuable source of information to investigate the globin genes (Tine et al. 2014). Starting from this genome assembly, the objectives of the present study were to clarify the organization of the genomic

“MN” and “LA” clusters in European sea bass, in order to identify Hb genes and the predicted globin proteins expressed from embryonic to adult stages in this species.

Materials and Methods

Genomic organization and structure analysis of Hb gene clusters

The first genome assembly of European sea bass was produced based on high throughput sequencing and physical maps (Tine et al. 2014). This assembly was first annotated by homology at the protein level with five closely related published genomes and then by mapping of an annotated gene model constructed from RNA-Seq experiments. It contains 19 annotations for Hb genes localized in different linkage groups (LG), including two clusters, one composed of 3 Hb genes in LG1B and the other composed of 8 Hb genes in LG8. These clusters harbored the typical flanking genes of Hb clusters (i.e. *lcmt1* and *aqp8* for LG1B and *mpg* and *nprl3* for LG8), and probably corresponded to the LA and MN clusters, respectively (Hardison 2008). However, eight globin homolog genes were also detected in several unordered genomic contigs (UN), suggesting a potential incomplete or imperfect reconstitution of the genomic clusters in the published assembly. This is not surprising given the perfect homology that some exons of different Hb genes can display and the chromosomal clustering of these genes. In an attempt to improve the original assembly of the Hb cluster regions, especially with the goal of integrating the unplaced contigs containing Hb genes, we used an iterative process of assembly, based on sequential homology searches among long sequences of the plasmids used for building the initial physical map of the sea bass genome

(<http://seabass.mpipz.de/index.html?org=European+seabass&db=dicLab1&hgsid=3779>). We first built a blast database containing the original Sanger sequences of the plasmids (500–1000 bp). We then blasted this database with the sequences of the flanking genes *kank2* and *aqp8* to retrieve homologous but overlapping plasmids to walk inward the Hb clusters. Once the first plasmids were merged into the gene sequences, we used this growing assembly as the query for another round of homology search, until we reached the other end of the cluster, i.e. the flanking gene on the other side of the Hb clusters in other species. The rationale for this approach was to benefit from the larger length of these sequences compared with those of NGS reads for resolving assembly ambiguities. Indeed, some parts of the Hb genes can be strictly identical sometimes over more than 200 bp but never on longer stretch of sequence. Moreover, the plasmids contained genomic inserts up to several Kb long and were sequenced from both ends. We first built a (frame) scaffold of overlapping plasmid sequences by taking into account the pairing information between the two sequence ends of each cloned genomic fragment insert (sometime spanning a 5 Kb region of genome). We then plot the whole genome shotgun (WGS) short reads on that frame with BWA-MEM. The alignment of short reads was then manually curated with Geneious 9.1.7 over the two Hb clusters to remove inconsistently mapped pairs of reads, i.e. those without the two mates matching in this genomic region. Finally we reconstituted a consensus sequence based on the short reads and compare it to that obtained from the plasmids sequences only. This approach made it possible to reorganize the two globin clusters (LA and MN cluster sequences available in Supplementary file 1). Predicted exon-intron structures of genes were investigated using Genscan software (<http://genes.mit.edu/GENSCAN.html>) (Burge and Karlin 1997). The sequences of the Hb genes have been published in GenBank under accession numbers KX196178–KX196191. In order to validate the Hb gene succession

in the MN Cluster, PCR primers were designed at different locations in this cluster and allowed to confirm the predicted amplicon sizes on genomic DNA (Supplementary file 2). Our LA cluster assembly was similar to that resulting from the automatic LG1B assembly published in the databases (<http://seabass.mpipz.de/cgi-bin/hgGateway>). Then based on the transcript sequences predicted from this new assembly we amplified cDNA that we cloned and sequenced (GenBank accession numbers: KY425658-KY425671), thereby confirming the biological existence of the new gene sequences we built.

Sequence alignment and phylogenetic analysis

Hb α and Hb β amino acid sequences inferred by the translation of the European sea bass Hb cDNAs cloned in the present study were aligned using ClustalW along with sequences listed in a previous work (Opazo et al. 2013). Human and elasmobranch species were included as outgroup for alignment. To reconstruct the Hb phylogenies, the best model of evolution was assessed from this protein sequence alignment by means of the ProtTest 2.4 program (Abascal et al. 2005). Based on the Akaike information criterion (AIC), LG model was chosen as transition probability matrices (Le and Gascuel 2008), calculated as distance of amino acid substitution per site. We reconstructed Hb phylogeny including Hb α and Hb β genes using maximum likelihood and Bayesian approaches. Maximum Likelihood phylogeny inference as implemented in MEGA v. 6 (Tamura et al. 2013) was used with 1000 replicates for the bootstrap test. The proportion of invariant sites was evaluated during the analysis, and the range of variation rate across site was determined by a gamma distribution with 4 categories. A Bayesian Markov Chain Monte Carlo (MCMC) analysis was performed using MrBayes software for testing evolutionary hypotheses in which the tree was weighted proportionally to their posterior probability. Two independent assays were performed for Hb

alignment: LG was used as the substitution matrix, the site heterogeneity model was also a gamma distribution with 4 categories, and the number of MCMC replicates was 10^6 . The final results were summarized in the best tree after discarding the first 25% of them. All phylogenetic trees were viewed by FigTree v.1.4.3 software (<http://tree.bio.ed.ac.uk/software/figtree/>).

Animals

Eggs, juveniles (3 months post hatching) and adults (18 months post hatching) of European sea bass were obtained from a commercial hatchery (Aquastream, Ploemeur, France). Eggs were transferred to the wet laboratories in one 60-l incubator with open flow and aerated sea water kept at $15 \pm 0.4^\circ\text{C}$. After hatching, larvae were fed daily with *Artemia* until the end of larval development (Zambonino-Infante et al. 1996). In order to investigate the gene expression pattern during embryonic and larval development, pools (in triplicate) of eggs and larvae between 20 and 50 mg (containing five to several hundred individuals depending on developmental stage) were sampled at two embryonic (12 and 60 h post fertilization) and six larval stages (5, 13, 19, 26, 33, 45 days post hatching). Juvenile ($n = 3$ per triplicate) and adult fishes ($n = 3$) were killed by lethal doses of anesthesia (Eugenol 0.05%, Sigma–Aldrich Saint-Louis, Missouri, USA). Adult tissues (brain, gills, spleen, head kidney, heart, intestine and liver) were immediately dissected. Blood was quickly removed to reduce red blood cell contamination from tissues by rinsing with saline solution (NaCl 0.01%). The pools of eggs and larvae as well as whole juvenile and adult tissues were transferred into microtubes containing *RNAlater* (Qiagen, Hilden, Germany) and placed at 4°C until total RNA extraction. Present work was performed in accordance with French and European policies and guidelines of the French Animal Care Committee (ACCF). No ethical approval for this study

was necessary since fish were reared in optimal conditions until they were sacrificed. Fish were killed with overdose of Eugenol (500mg/L) by prolonged immersion. Fish were left in the solution for 10 min at least following cessation of opercular movements. Fish were next decapitated to ensure brain death.

RNA extraction and cDNA synthesis

Total RNA for analysis of gene expression was extracted from the samples using Extract-all reagent (Eurobio; Courtaboeuf, Essonne, France) combined with the Zymo Direct-zol™ RNA MiniPrep Kit, following recommendations from the supplier. Genomic DNA was removed using the DNA-free Kit (MoBio Laboratories Inc.; Carlsbad, CA, USA). The quantity, purity and quality of RNA were assessed using a ND-1000 NanoDrop® spectrophotometer (Thermo Scientific Inc.; Waltham, MA, USA) and by electrophoresis using an Agilent Bioanalyser 2100 (Agilent Technologies Inc.; Santa Clara, CA, USA). Only samples with a RNA integrity number (RIN) greater than 7 were measured using real-time quantitative PCR (qPCR). RNA samples were stored at –80°C until use.

Synthesis of cDNA was carried out using 0.5 µg of DNase-treated total RNA with an iScript™ cDNA Synthesis kit (Bio-Rad Laboratories Inc.; Hercules, CA, USA). Total reaction was carried out in a final volume of 20 µL containing 5 µL of sample, 4 µL 5x iScript™ Reaction Mix, containing oligo(dT), random primers and RNaseA inhibitor, 1 µL iScript™ Reverse transcriptase and 10 µL RNase/DNase free water. The cDNA synthesis reaction was incubated for 5 min at 25°C followed by 30 min at 42°C and terminated by incubation for 5 min at 85°C to inactivate the enzyme. Reverse transcription (RT) was performed using a Thermo-cycler TC-152 (Techne Barloworld Scientific; Stone, Staffordshire, UK). cDNA was stored at –20°C until use. RT negative controls were performed on each sample.

Quantitative real-time RT-PCR analysis

The analysis of globin gene expression at different developmental stages and in different tissues of European sea bass was carried out by quantitative RT-PCR using the primers given in table 1. Standard curves were estimated for each primer pair using serial dilutions (from 1/10 to 1/270) of a pool of cDNA. Efficiencies of qPCR for each pair of primers ranged from 95 to 100% with $R^2 > 0.99$. Primers were designed using Primer 3 plus (<http://www.bioinformatics.nl/cgi-bin/primer3plus/primer3plus.cgi>).

Expression of the Hb genes was quantified using the iCycler MyiQ™ Single Color Real-Time PCR Detection System (Bio-Rad Laboratories Inc.). Each sample was run in triplicate in a final well volume of 15 μ L containing 5 μ L cDNA (1/30 dilution) and 10 μ L of reaction mix, composed of 0.5 μ L of each primer (10 mM), 1.5 μ L RNase/DNase free water, 7.5 μ L iQ™ SYBR® Green Supermix (Bio-Rad Laboratories Inc.) containing antibody-mediated hot-started iTaq DNA polymerase, dNTPs, MgCl₂, SYBR® Green I dye, enhancers, stabilizers and fluorescein. Negative controls (non-template control) were systematically included in each plate. RT negative controls were also used as template in order to ensure the absence of residual DNA contamination. The qPCR profiles contained an initial activation step at 95°C for 2 min, followed by 39 cycles: 5 s at 95°C and 20 s at annealing temperature (60°C for LA-*Hb* α 1, LA-*Hb* α 2, LA-*Hb* β 1, MN-*Hb* α 1, MN-*Hb* α 2, MN-*Hb* β 1, MN-*Hb* β 2, MN-*Hb* β 3, MN-*Hb* β 4 and reference genes; 62°C for MN-*Hb* β 5 and MN-*Hb* β 6; and 70°C for MN-*Hb* α 3, MN-*Hb* α 4 and MN-*Hb* α 5). Annealing temperatures for each couple of primers were fixed by testing PCR condition on plasmids containing the different Hb cDNAs. Following this procedure, we determined qPCR condition allowing specific amplification of each Hb cDNA subtype. After

the amplification phase, a melting curve was performed to confirm the amplification of a single product in each reaction.

For each sample, the corresponding Cq (Quantification cycle) value was determined automatically using “Gene Expression Module” of CFX Manager software (Bio-Rad Laboratories Inc.). Cq is the cycle number required to yield a detectable fluorescence signal. The relative quantity of messenger was normalized with the $\Delta\Delta C_t$ method using the same CFX Manager software. Reference genes were used to correct for loading differences or other sampling variations present in each sample. The 18S gene was chosen as reference gene for eggs, larvae and juvenile tissues, while elongation factor 1-alpha (*ef1 α*) and 18S were used as reference genes in adult tissues. These reference genes were used since they did not show any significant variation of expression between samples (relative standard deviation <5% among samples). Significant differences of expression between developmental stages were analyzed by one-way ANOVA using Tukey’HSD as post-hoc test ($p < 0.05$). Expression data were Log transformed to fit a normal distribution. Heat map was used to illustrate relative expression of each Hb gene during the fish development and among tissues. To this end, normalized data were subjected to hierarchical clustering (Distance metric selection: Pearson uncentered) and a heat map was generated using MeV software (Multi Experiment Viewer; <http://www.tm4.org>).

Results

Genomic organization of globin gene clusters

The MN and LA clusters in European sea bass were shown to contain a total of seven Hb α and seven Hb β genes (Fig1). The MN cluster included five Hb α genes annotated MN-*Hb α 1* to MN-*Hb α 5* and six Hb β genes annotated MN-*Hb β 1* to MN-*Hb β 6* following the suggested nomenclature (Opazo et al. 2013). The cluster consisted of about 42 kb from the

first codon of MN-*Hb* α 5 to the stop codon of MN-*Hb* β 1. Whereas stickleback (*Gasterosteus aculeatus*) MN-*Hb* α and β genes were found on reverse and forward strands respectively, these genes were indifferently located on either strands in European sea bass (Fig1). A gene exhibiting high homology with the CCDC (Coiled-coil domain-containing protein) gene family was predicted on the reverse strand between MN-*Hb* β 4 and MN-*Hb* β 5.

The LA cluster included two *Hb* α and one *Hb* β genes, annotated LA-*Hb* α 1, LA-*Hb* α 2 and LA-*Hb* β 1 (Fig1). These three genes spanned a sequence length of about 14 kb from the first codon of LA-*Hb* α 2 to the stop codon of LA-*Hb* α 1. The *Hb* α genes of the LA cluster were encoded by one strand whereas *Hb* β 1 was encoded by the reverse strand. LA-*Hb* α 1 and LA-*Hb* β 1 were organized head to head whereas LA-*Hb* α 2 and LA-*Hb* β 1 were arranged tail to tail. The organization of the LA-cluster was conserved between the European sea bass and tilapia (*Oreochromis niloticus*).

Structure of European sea bass hemoglobin genes

The complete gene sequences and deduced coding sequences were confirmed by cDNA cloning. The European sea bass *Hb* α and *Hb* β genes typically consist of three exons separated by two introns (Table 2). While all the *Hb* β genes coded for proteins of 147 aa, the size of the proteins encoded by *Hb* α genes ranged between 141 and 144 aa.

Analysis of putative key residues in European sea bass Hb

The histidine (His) residues deemed to be implicated in oxygen binding were conserved in the predicted Hb α and Hb β globins (Figs2 and 3). The His residue at position 122 of Hb α globins seems to be involved in the Bohr effect (Bellelli and Brunori 2011) and was found in all Hb α sequences of European sea bass. Similarly, the C-terminal His residue of Hb β responsible for the Bohr effect was also present in all Hb β sequences, except for MN-Hb β 3 where it is substituted by a Phe residue. European sea bass Hb α and Hb β genes possessed all the putative residues responsible for the Root effect, such as Val2 β , Ser2 α , Trp4 β , Ser90 β , Ser94 β , Glu95 β , Asp95 α , Asp101 β , Glu140 α , Arg144 β , Gln145 β , Tyr146 β and His147 β (Bonaventura et al. 2004), except MN-Hb β 3 which was devoid of Ser94 β and Arg144 β .

Phylogenetic analysis of European sea bass Hb

Phylogenetic analysis was performed based on the deduced Hb α and Hb β amino acid sequences of the European sea bass and other teleost and non-teleost species (Supplementary file 3). The data set was used to calculate the best Hb tree using maximum likelihood (ML) approach and the Bayesian MCMC methods. Since the two methods led to similar phylogenies, we only present the tree obtained with the Bayesian approach (Figs4 and 5) where the nodes appeared to be more robust, i.e. posterior probabilities above 0.5. The phylogenetic analysis shed light on the ortho- versus paralogy relationships of the *D. labrax* genes with those of other species. The tree allowed to group Hb α in many clades, two

of them composed with genes from the LA cluster. Hb β are grouped in four major clades including three clades related to the MN cluster and one related to the LA cluster.

While each Hb β clade included at least one Hb β globin from European sea bass, only four of the five Hb α clades contained one or more European sea bass Hb α globins. Analysis of the MN clades revealed that European sea bass MN-Hb α 3-5 on one hand and MN-Hb β 2, MN-Hb β 4-6 on the other clustered together in the MN-Hb α and MN-Hb β clades, respectively, that is consistent with the high coding sequence similarities (Supplementary file 4).

Expression pattern of Hb genes during developmental stages

The temporal expression patterns of the Hb genes varied considerably, but some common features can be noted (Fig6, table 3). During embryogenesis (12 h and 60 h post-fertilization; hpf) relative expression levels of both Hb α and Hb β genes were very low or not detected (Cq>30) (Supplementary file 5). Several genes (notably LA-Hb α 2, MN-Hb α 2, MN-Hb β 2, MN-Hb α 3, MN-Hb β 5, MN-Hb β 4 and MN-Hb α 5) exhibited a substantial increase in expression between 60 hpf and 5 days post hatching (dph). The expression levels of several genes (LA-Hb α 2, LA-Hb β 1, MN-Hb β 1, MN-Hb α 2, MN-Hb β 4, MN-Hb α 5, MN-Hb α 4 and MN-Hb β 6) increased exponentially between 5 and 45 dph, with a key step between 26 dph and 45 dph. After 45 dph, expression increased substantially for some genes (LA-Hb β 1, MN-Hb α 2, LA-Hb α 1, MN-Hb α 1, MN-Hb β 2 and MN-Hb α 2) during the juvenile stage, while it dropped significantly for others (MN-Hb β 4, MN-Hb α 5, MN-Hb α 4 and MN-Hb β 6 genes). MN-Hb β 3 was very weakly expressed (Cq>35) at all the developmental stages investigated.

Tissue expression pattern of Hb genes

Based on the order of Cq value magnitude, *MN-Hb α 1* and *MN-Hb β 1* exhibited the highest expression levels in the adult fish, irrespective of the tissue considered (Supplementary file 6). In contrast, genes *MN-Hb α 3*, *MN-Hb α 4* and *MN-Hb α 5*, as well as *MN-Hb β 4*, *MN-Hb β 5* and *MN-Hb β 6*, were expressed at very low levels in the different adult tissues investigated. *MN-Hb α 1*, *MN-Hb β 1* and *MN-Hb β 3* showed the highest expression levels in the head kidney and lesser levels in the spleen (Fig7, Table 4). *MN-Hb α 2* and *MN-Hb β 2* genes showed the highest transcript levels in spleen. Several Hb genes were expressed at low levels in other non-hematopoietic tissues such as brain, heart, intestine and gills.

Discussion

In order to gain knowledge about Hb genes in the European sea bass, we assembled and confirm by transcript sequencing fourteen Hb genes that we assigned onto two genomic LA and MN clusters localized respectively on the linking group (LG) 1B (Sequence ID: emb|CBXY010008361.1|) and LG 8 (Sequence IDs: emb|CBXY010016043.1|-emb|CBXY010016046.1|) of the first assembly of the European sea bass genome (Tine et al. 2014).

Three genes (2 Hb α and 1 Hb β) were located adjacent to the conserved *aqp8* and *lcmt1* genes of the LA cluster in teleosts (Opazo et al. 2013). As observed in platyfish, medaka and tilapia, the two α -globin genes were separated by the β -globin gene located on the opposite strand (Opazo et al. 2013). The similar organization of this cluster suggests that the LA α -

and β -globin genes of European sea bass are 1:1 orthologs with those in platyfish, medaka and tilapia, in agreement with the phylogenetic analysis which grouped the three LA genes within the respective LA-clades of these species. The LA clades also included orthologous globin genes from green spotted puffer and fugu, wherein these genes have been reversed in the LA cluster. We noted that the ortholog of sea bass *LA-Hb β 1* seems to have been lost in stickleback, which yet exhibits high overall orthologous sequence homologies with European sea bass (Tine et al. 2014). Our data also revealed that eleven globin genes (five Hb α and six Hb β) were flanked by *npr13* and *kank2* genes similar to the MN cluster in teleosts. Intriguingly, a *CCDC106-like* gene was found inserted between *MN-Hb β 4* and *MN-Hb β 5*, and the specific functional role of this potential p53-interacting partner (Zhou et al. 2010) warrants further studies. It is accepted that distinct organization between teleost species in the LA and, especially, MN clusters results from lineage-specific changes in gene content via repeated duplication and deletion events (Opazo et al. 2013). Our phylogenetic analysis suggests that two gene groups (*MN-Hb α 3*, *MN-Hb α 4*, *MN-Hb α 5* and *MN-Hb β 2*, *MN-Hb β 4*, *MN-Hb β 5*, *MN-Hb β 6*) each consist of close paralogous copies and are probably the results of recent duplication events that occurred in the Moronidae lineage. In comparison, *MN-Hb α 4* and *MN-Hb β 2* branch deeper in the phylogenetic trees, suggesting that they might be ancestral with regard to their respective paralog copies located at the tips of their branch. In any case, from an evolutionary point of view, the MN cluster seems to be largely more dynamic than the LA one, which was suggested to have been lost in Atlantic salmon (Quinn et al. 2010).

The LA-Hb genes of European sea bass did not show expression patterns specific to the early life stage, contrary to the embryonic Hb genes in medaka, zebrafish and tilapia (Maruyama

et al. 2004; Tiedke et al. 2011; Opazo et al. 2013). However, the three MN-*Hb* α 3–5 genes and three MN-*Hb* β 4–6 genes exhibited high larval expression compared to juvenile and adult levels. Intriguingly, the expression patterns throughout development were similar in the closely linked MN-*Hb* α 4, MN-*Hb* α 5 and MN-*Hb* β 6 on one hand and in the neighbour genes MN-*Hb* α 3 and MN-*Hb* β 5 on the other hand, suggesting that these *Hb* α and *Hb* β genes likely display common elements or/and mechanisms of regulation. With the new assembly we built, it will be now possible to investigate further the existence of such regulation elements. The common feature of the *Hb* genes significantly expressed just after hatching, was the increased expression from 60 hpf to 5 dph. This data suggests that around the 60 hpf stage oxygen supply by simple diffusion throughout the embryonic tissues may be sufficient to fulfill physiological requirements in European sea bass. The absence of significant *Hb* gene expression in fertilized eggs of sea bass was consistent with data obtained in another seawater species, the Atlantic cod, but contrasted with the expression profiles of embryonic genes observed in medaka and zebrafish (Maruyama et al. 2004; Wetten et al. 2010; Tiedke et al. 2011). It has been shown that the expression of embryonic *Hb* genes in zebrafish starts with primitive erythropoiesis, which takes place in the intermediate cell mass around 15 hpf (Kulkeaw and Sugiyama 2012). The stage at which intermediate cell mass develops is not known in European sea bass; however, our data suggested that primitive erythropoiesis resulting in matured erythrocytes that are replete with *Hb* occurs after 60 hpf. Moreover, European sea bass *Hb* genes that did not show high mRNA levels during the first stage of larval development (LA-*Hb* α 1, LA-*Hb* α 2, MN-*Hb* α 1, MN-*Hb* α 2, LA-*Hb* β 1, MN-*Hb* β 1, MN-*Hb* β 2 and MN-*Hb* β 3) showed a progressive increase in gene expression from 26 dph to juvenile/adult stage. Most of these “late expressed” *Hb* genes exhibited a significant rise in expression between 26 and 33 dph. Interestingly, this

developmental window was previously associated with a switch of global transcriptomic profile related to a key physiological step in the development of European sea bass larvae (Darias et al. 2008). This increase in Hb gene expression was likely related to the transition from primitive to definitive erythropoiesis, which is associated with the emergence of the hematopoietic function in the kidney and spleen during larval development of teleosts (Brownlie and Zon 1999). Indeed, erythropoietic activity has been detected in the spleen of European sea bass before 40 dph (Quesada et al. 1994). In zebrafish, the switch from primitive to definitive erythropoiesis has been shown to start around 10 dph (Tiedke et al. 2011). The earlier expression of Hb embryonic genes, as well as the earlier period of transition between embryonic and adult Hb expression observed in zebrafish, can be explained by faster developmental processes in this species.

The present investigation revealed that head kidney and, to a lesser extent, spleen are the major tissues in which most of European sea bass Hb genes were expressed at adult stage. Consistently, spleen, kidney (mesonephros) and head kidney (pronephros) are the sites of erythropoiesis in European sea bass (Esteban et al. 1989; Quesada et al. 1994) and other teleosts species, such as catfish (*Ictalurus punctatus*) (Feng et al. 2014) and euryhaline flounder (*Platichthys flesus*) (Lu et al. 2011). MN-*Hb* α 1, MN-*Hb* β 1 and to a lesser extent LA-*Hb* α 2, MN-*Hb* β 3, MN-*Hb* α 2 and MN-*Hb* β 2 were the most predominantly expressed genes at the adult stage. The expression of three different Hb α and three different Hb β genes in adult European sea bass is consistent with the identification by gel electrophoresis of five major Hb tetramers which likely comprise different combinations of these subunits (Perez and Maclean 1976). Most of the European sea bass Hb genes exhibited moderate expression level in non-hematopoietic tissues such as brain, heart, liver, intestine and gill. Consistently,

expression of Hb in several vertebrates has been found in many non-erythroid cells (Saha et al. 2014), in which it may facilitate tissue oxygen transport or increase cellular oxygenation (Nishi et al. 2008; Biagioli et al. 2009; Tezel et al. 2010). In channel catfish, the expression of Hb genes in the intestine is associated with the respiratory function of this tissue (Feng et al. 2014). Moreover, antimicrobial activity has also been attributed to Hb β in gills and skin of channel catfish exposed to parasite (Ullal et al. 2008). Such antimicrobial activity is suggested to be also associated with the increase of Hb β -like (highly similar to the present MN-Hb β 1 cDNA sequence) expression in the epithelium of European sea bass submitted to an acute stress (Terova et al. 2011).

Compared to mammals, the functional property of fish Hbs known as Root effect is a decrease in both Hb-oxygen affinity and cooperativity at low blood pH. Even if the Root effect cannot be based solely on the presence or absence of residues, Asp95 α and Asp101 β , that are considered as the minimal structural requirement for the Root effect (Mazzarella et al. 2006), were conserved in the different European sea bass Hb genes. Moreover, Ser94 β , Arg144 β and His147 β also known to be important amino acid residues involved in Hb-oxygen binding and particularly in the Root effect (Mylvaganam et al. 1996; Bonaventura et al. 2004) were conserved in the different European sea bass Hb β genes except for MN-Hb β 3. The substitution of key functional residues are partially found in Hb β 1, Hb β 4 and Hb β 5 of catfish (Feng et al. 2014) and in trout Hb I (Gabbianelli et al. 2004). Functional characterization of the European sea bass Hb proteins related to water temperature, oxygen affinity and pH sensitivity will be necessary to determine potential specific functional properties.

Conclusion

Even though the composition the Hb tetramers in European sea bass Hb and their functional properties are not known, present data support the evidence that European sea bass is capable of producing different types of Hb with potential different functional properties over their life cycle. The positive relation between the diversity of Hb genes expressed in fish species and the diversity of their living environments suggests an important role played by these oxygen binding proteins in the ability to cope with environmental constraints. This appears to be particularly relevant in the European sea bass, which inhabits coastal nurseries with large fluctuations in environmental conditions.

Acknowledgments

The first author was supported by a joint Ifremer–Région Bretagne doctoral grant and by the "Laboratoire d'Excellence" LabexMER (ANR-10-LABX-19). The authors are very grateful to Laure Quintric and Fanny Marquer (Cellule bioinformatique, Centre Ifremer Bretagne) for bioinformatic assistance, to Dorothée Vincent for correcting the manuscript and to Helen Mc Combie for correcting the English.

Compliance with Ethical Standards:

Conflict of Interest: The authors declare that they have no conflict of interest.

Ethical approval : All applicable international, national, and/or institutional guidelines for the care and use of animals were followed.

References

- Abascal F, Zardoya R, Posada D (2005) ProtTest: selection of best-fit models of protein evolution. *Bioinformatics* 21: 2104-2105
- Bellelli A, Brunori M (2011) Hemoglobin allostery: Variations on the theme. *Biochimica et Biophysica Acta (BBA) - Bioenergetics* 1807: 1262-1272
- Biagioli M, Pinto M, Cesselli D, Zaninello M, Lazarevic D, Roncaglia P, Simone R, Vlachouli C, Plessy C, Bertin N, Beltrami A, Kobayashi K, Gallo V, Santoro C, Ferrer I, Rivella S, Beltrami CA, Carninci P, Raviola E, Gustincich S (2009) Unexpected expression of alpha- and beta-globin in mesencephalic dopaminergic neurons and glial cells. *Proc Natl Acad Sci U S A* 106: 15454-15459
- Bonaventura C, Crumbliss AL, Weber RE (2004) New insights into the proton-dependent oxygen affinity of Root effect haemoglobins. *Acta Physiol Scand* 182: 245-258
- Brownlie A, Zon L (1999) The Zebrafish as a Model System for the Study of Hematopoiesis: Zebrafish mutants point the way to novel genes involved in the generation of vertebrate blood cells. *BioScience* 49: 382-392
- Burge C, Karlin S (1997) Prediction of complete gene structures in human genomic DNA. *J Mol Biol* 268: 78-94
- Claireaux G, Lagardère JP (1999) Influence of temperature, oxygen and salinity on the metabolism of the European sea bass. *Journal of Sea Research* 42: 157-168
- Darias MJ, Zambonino-Infante JL, Hugot K, Cahu CL, Mazurais D (2008) Gene expression patterns during the larval development of European sea bass (*dicentrarchus labrax*) by microarray analysis. *Mar Biotechnol (NY)* 10: 416-428
- Esteban MA, Meseguer J, Garcia Ayala A, Agulleiro B (1989) Erythropoiesis and thrombopoiesis in the head-kidney of the sea bass (*Dicentrarchus labrax* L.): an ultrastructural study. *Arch Histol Cytol* 52: 407-419
- Feng J, Liu S, Wang X, Wang R, Zhang J, Jiang Y, Li C, Kaltenboeck L, Li J, Liu Z (2014) Channel catfish hemoglobin genes: identification, phylogenetic and syntenic analysis, and specific induction in response to heat stress. *Comp Biochem Physiol Part D Genomics Proteomics* 9: 11-22
- Gabbianelli R, Zolese G, Bertoli E, Falcioni G (2004) Correlation between functional and structural changes of reduced and oxidized trout hemoglobins I and IV at different pHs. A circular dichroism study. *Eur J Biochem* 271: 1971-1979
- Hardison RC (2008) Globin genes on the move. *J Biol* 7: 35
- Helfman G, Collete B, Facey D (1997) *The Diversity of Fishes* Malden, Mass.
- Ishibashi Y, Kotaki T, Yamada Y, Ohta H (2007) Ontogenic changes in tolerance to hypoxia and energy metabolism of larval and juvenile Japanese flounder *Paralichthys olivaceus*. *Journal of Experimental Marine Biology and Ecology* 352: 42-49

- Kulkeaw K, Sugiyama D (2012) Zebrafish erythropoiesis and the utility of fish as models of anemia. *Stem Cell Res Ther* 3: 55
- Le SQ, Gascuel O (2008) An improved general amino acid replacement matrix. *Mol Biol Evol* 25: 1307-1320
- Lu W, Mayolle A, Cui G, Luo L, Balment RJ (2011) Molecular Characterization and Expression of alpha-Globin and beta-Globin Genes in the Euryhaline Flounder (*Platichthys flesus*). *Evid Based Complement Alternat Med* 2011: 965153
- Marinakis P, Tamburrini M, Carratore V, di Prisco G (2003) Unique features of the hemoglobin system of the Antarctic notothenioid fish *Gobionotothen gibberifrons*. *Eur J Biochem* 270: 3981-3987
- Maruyama K, Yasumasu S, Naruse K, Mitani H, Shima A, Iuchi I (2004) Genomic organization and developmental expression of globin genes in the teleost *Oryzias latipes*. *Gene* 335: 89-100
- Mazzarella L, Bonomi G, Lubrano MC, Merlino A, Riccio A, Vergara A, Vitagliano L, Verde C, di Prisco G (2006) Minimal structural requirements for root effect: crystal structure of the cathodic hemoglobin isolated from the antarctic fish *Trematomus newnesi*. *Proteins* 62: 316-321
- McKenzie DJ, Lund I, Pedersen PB (2008) Essential fatty acids influence metabolic rate and tolerance of hypoxia in Dover sole (*Solea solea*) larvae and juveniles. *Marine Biology* 154: 1041-1051
- Mylvaganam SE, Bonaventura C, Bonaventura J, Getzoff ED (1996) Structural basis for the Root effect in haemoglobin. *Nat Struct Mol Biol* 3: 275-283
- Near TJ, Parker SK, Detrich HW, 3rd (2006) A genomic fossil reveals key steps in hemoglobin loss by the antarctic icefishes. *Mol Biol Evol* 23: 2008-2016
- Nishi H, Inagi R, Kato H, Tanemoto M, Kojima I, Son D, Fujita T, Nangaku M (2008) Hemoglobin is expressed by mesangial cells and reduces oxidant stress. *J Am Soc Nephrol* 19: 1500-1508
- Opazo JC, Butts GT, Nery MF, Storz JF, Hoffmann FG (2013) Whole-genome duplication and the functional diversification of teleost fish hemoglobins. *Mol Biol Evol* 30: 140-153
- Perez-Ruzafa A, Marcos C (2014) Ecology and Distribution of *Dicentrarchus labrax* (Linnaeus 1758). In: Sanchez Vazquez J, Munoz-Cueto J (eds) *Biology of European Sea Bass*. CRC Press, Boca Raton, FL, U.S.A., pp 3-33
- Perez JE, Maclean N (1976) Multiple globins and haemoglobins in the bass, *Dicentrarchus labrax* (L.) (Serranidae: Teleostei). *Journal of Fish Biology* 8: 413-417
- Perutz MF (1983) Species adaptation in a protein molecule. *Mol Biol Evol* 1: 1-28
- Quesada J, Villena MI, Navarro V (1994) Ontogeny of the sea bass spleen (*Dicentrarchus labrax*): A light and electron microscopic study. *Journal of Morphology* 221: 161-176
- Quinn NL, Boroevich KA, Lubieniecki KP, Chow W, Davidson EA, Phillips RB, Koop BF, Davidson WS (2010) Genomic organization and evolution of the Atlantic salmon hemoglobin repertoire. *BMC Genomics* 11: 539

- Rinaldi L, Basso P, Tettamanti G, Grimaldi A, Terova G, Saroglia M, de Eguileor M (2005) Oxygen availability causes morphological changes and a different VEGF/Fikâ€1/HIFâ€2 expression pattern in sea bass gills. *Italian Journal of Zoology* 72: 103-111
- Rutjes HA, Nieveen MC, Weber RE, Witte F, Van den Thillart GE (2007) Multiple strategies of Lake Victoria cichlids to cope with lifelong hypoxia include hemoglobin switching. *Am J Physiol Regul Integr Comp Physiol* 293: R1376-1383
- Saha D, Patgaonkar M, Shroff A, Ayyar K, Bashir T, Reddy KV (2014) Hemoglobin expression in nonerythroid cells: novel or ubiquitous? *Int J Inflamm* 2014: 803237
- Tamura K, Stecher G, Peterson D, Filipinski A, Kumar S (2013) MEGA6: Molecular Evolutionary Genetics Analysis version 6.0. *Mol Biol Evol* 30: 2725-2729
- Terova G, Cattaneo AG, Preziosa E, Bernardini G, Saroglia M (2011) Impact of acute stress on antimicrobial polypeptides mRNA copy number in several tissues of marine sea bass (*Dicentrarchus labrax*). *BMC Immunol* 12: 69
- Tezel G, Yang X, Luo C, Cai J, Kain AD, Powell DW, Kuehn MH, Pierce WM (2010) Hemoglobin expression and regulation in glaucoma: insights into retinal ganglion cell oxygenation. *Invest Ophthalmol Vis Sci* 51: 907-919
- Tiedke J, Gerlach F, Mitz SA, Hankeln T, Burmester T (2011) Ontogeny of globin expression in zebrafish (*Danio rerio*). *J Comp Physiol B* 181: 1011-1021
- Tine M, Kuhl H, Gagnaire PA, Louro B, Desmarais E, Martins RS, Hecht J, Knaust F, Belkhir K, Klages S, Dieterich R, Stueber K, Piferrer F, Guinand B, Bierne N, Volckaert FA, Bargelloni L, Power DM, Bonhomme F, Canario AV, Reinhardt R (2014) European sea bass genome and its variation provide insights into adaptation to euryhalinity and speciation. *Nat Commun* 5: 5770
- Tortonese E (1986) Moronidae. In: Whitehead PJP, Bauchot ML, Hureau JC, Nielsen J, E. T (eds) *Fishes of the North-eastern Atlantic and the Mediterranean*, Paris, pp 793-796
- Ullal AJ, Wayne Litaker R, Noga EJ (2008) Antimicrobial peptides derived from hemoglobin are expressed in epithelium of channel catfish (*Ictalurus punctatus*, Rafinesque). *Developmental & Comparative Immunology* 32: 1301-1312
- Verde C, Balestrieri M, de Pascale D, Pagnozzi D, Lecointre G, di Prisco G (2006) The oxygen transport system in three species of the boreal fish family Gadidae. Molecular phylogeny of hemoglobin. *J Biol Chem* 281: 22073-22084
- Verde C, Carratore V, Riccio A, Tamburrini M, Parisi E, Di Prisco G (2002) The functionally distinct hemoglobins of the Arctic spotted wolffish *Anarhichas minor*. *J Biol Chem* 277: 36312-36320
- Verde C, Vergara A, Mazzarella L, di Prisco G (2008) The hemoglobins of fishes living at polar latitudes - current knowledge on structural adaptations in a changing environment. *Curr Protein Pept Sci* 9: 578-590
- von der Heyden S, Toms JA, Teske PR, Lamberth SJ, Holleman W (2015) Contrasting signals of genetic diversity and historical demography between two recently diverged marine and estuarine fish species. *Marine Ecology Progress Series* 526: 157-167

- Weber RE (1990) Functional significance and structural basis of multiple hemoglobins with special reference to ectothermic vertebrates.: In: *Animal Nutrition and Transport Processes. 2. Transport, Respiration and Excretion: Comparative and Environmental Aspects. Comparative Physiology, Basel:Karger, pp 58-75*
- Weber RE (2000) *Adaptations for Oxygen Transport: Lessons from Fish Hemoglobins Hemoglobin Function in Vertebrates: Molecular Adaptation in Extreme and Temperate Environments. Springer Milan, Milano, pp 23-37*
- Wetten OF, Nederbragt AJ, Wilson RC, Jakobsen KS, Edvardsen RB, Andersen O (2010) Genomic organization and gene expression of the multiple globins in Atlantic cod: conservation of globin-flanking genes in chordates infers the origin of the vertebrate globin clusters. *BMC Evol Biol* 10: 315
- Zambonino-Infante JL, Cahu CL, Peres A, Quazuguel P, Le Gall MM (1996) Sea bass (*Dicentrarchus labrax*) larvae fed different *Artemia* rations: growth, pancreas enzymatic response and development of digestive functions. *Aquaculture* 139: 129-138
- Zhou J, Qiao X, Xiao L, Sun W, Wang L, Li H, Wu Y, Ding X, Hu X, Zhou C, Zhang J (2010) Identification and characterization of the novel protein CCDC106 that interacts with p53 and promotes its degradation. *FEBS Lett* 584: 1085-1090

Table 1: Specific primers used for real-time amplification of Hb and reference (18S and EF1 α) genes. Genbank Accession numbers are also given.

Gene names	Accession numbers	Forward primer sequences (5'-3')	Reverse primer sequences (5'-3')
LA-Hbα1	KX196178	TTTCCCATGAGAGAGCAGGT	TCAGATGCGCTTCTTAGGATGT
LA-Hbα2	KX196180	CAGTGGGACAGGATCTTGAAGT	GGTGATGGGTGGAATCAATC
LA-Hbβ1	KX196179	CCCACAACCTCAAAGTCT	CCTGCGTCTCTGGTGTGAAG
MN-Hbα1	KX196190	GGCCAGGATGCTGACTGTA	CCAGCAAGGTCATCCATCTT
MN-Hbα2	KX196188	CCTGCCAAGTCAAGATTCTG	TTTCTCAGACAAGGCACGAG
MN-Hbα3	KX196184	ACAGACAAGATGACCAGTCTCACT	GCCAATGCCTCTGCCTTC
MN-Hbα4	KX196183	ACAGACAAGATGACCAGTCTCACT	GCCAATGCCTCTGCCTTT
MN-Hbα5	KX196181	ACAGACAAGATGACCAGTCTCACA	GCCAATGCCTCTGCCTTC
MN-Hbβ1	KX196191	TGATTTGAGCAAAGATCCTGAA	CATGGACGACATCAAGAACG
MN-Hbβ2	KX196189	GTCAGCCAGCAGCCTGAAAT	GCAGCTCTTCCAGGTGTCT
MN-Hbβ3	KX196187	CAGAAGCTTTGGCAAGAGTG	GCTGCTACTTTGGCGTTACC
MN-Hbβ4	KX196186	GTCGTTTACCCTGGACTCA	GTTTTGCGACCATCGGATTT
MN-Hbβ5	KX196185	ACCATCCAGGACATCTTCTCT	GTTTTGCGACCAACGGATTC
MN-Hbβ6	KX196182	ACCATCCAGGACATTTTCTCC	GTTTTGCGACCAACGGATTC
18S	AY831388.1	TGGTTCCTTTGATCGCTCTT	AGCAGCTCGTTGGCATGTAT
Ef1α	AJ866727.1	GCTTCGAGGAAATCACCAAG	CAACCTCCATCCCTTGAAC

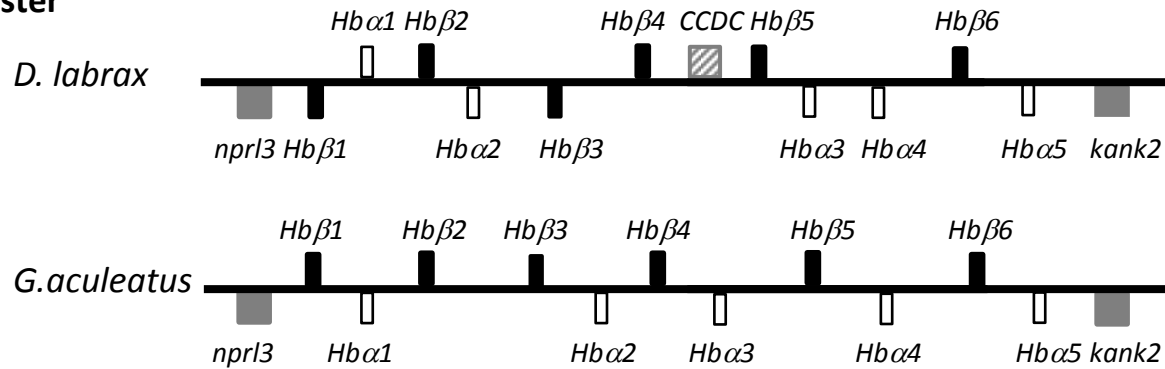
Table 2: Lengths in base pairs (bp) of exons, introns, predicted coding (CDS) and amino acid (AA) sequences for the European sea bass *Hb α* and *Hb β* genes.

		Length (bp)						
Cluster	Genes	exon 1	intron 1	exon 2	intron 2	exon 3	CDS	AA
MN	<i>Hbα1</i>	95	107	208	176	129	432	143
	<i>Hbα2</i>	95	105	208	506	129	432	143
	<i>Hbα3</i>	98	422	208	180	129	435	144
	<i>Hbα4</i>	98	110	208	184	129	435	144
	<i>Hbα5</i>	98	348	208	180	129	435	144
	<i>Hbβ1</i>	92	142	223	94	129	444	147
	<i>Hbβ2</i>	92	110	223	97	129	444	147
	<i>Hbβ3</i>	92	737	223	106	129	444	147
	<i>Hbβ4</i>	92	143	223	99	129	444	147
	<i>Hbβ5</i>	92	146	223	99	129	444	147
	<i>Hbβ6</i>	92	145	223	99	129	444	147
	LA	<i>Hbα1</i>	95	629	208	355	129	432
<i>Hbα2</i>		92	1103	205	1010	129	426	141
<i>Hbβ1</i>		92	91	223	246	129	444	147

Table 3. Relative expression of *Hb α* and *Hb β* genes at different developmental stages of European sea bass as normalized with expression levels of 18S rRNA. MN-*Hb β* 3 values are not shown since Cq values were up to 35 from 12hpf until juvenile stage. Different letters show significant difference for the expression of one gene among tissues (One-way ANOVA, $p < 0.05$). ND means Not Detected. hpf: hours post fertilization; dph: days post hatching.

Gene	12 hpf	60 hpf	5 dph	13 dph	19 dph	26 dph	33 dph	45 dph	Juvenile	pvalue
LA- <i>Hbα</i> 1	$1 \cdot 10^{-5}/a$	$1 \cdot 10^{-5}/a$	$5 \cdot 10^{-5}/a$	$9 \cdot 10^{-5}/a$	$7 \cdot 10^{-5}/a$	$3 \cdot 10^{-5}/a$	$1 \cdot 10^{-3}/a$	0,07/a	1,1/b	$1 \cdot 10^{-6}$
LA- <i>Hbα</i> 2	$2 \cdot 10^{-3}/a$	$1 \cdot 10^{-3}/a$	0,18/b	0,2/b	0,13/b	0,11/b	0,43/b	0,91/c	1,26/c	$8 \cdot 10^{-6}$
MN- <i>Hbα</i> 1	0,01/a	$6 \cdot 10^{-3}/a$	$5 \cdot 10^{-3}/a$	0,05/a	0,01/a	0,01/a	0,01/a	0,03/a	1,43/b	$1 \cdot 10^{-5}$
MN- <i>Hbα</i> 2	ND	ND	$8 \cdot 10^{-5}/a$	$6 \cdot 10^{-5}/a$	$3 \cdot 10^{-5}/a$	$2 \cdot 10^{-4}/a$	0,01/a	0,41/b	1/c	$1 \cdot 10^{-6}$
MN- <i>Hbα</i> 3	$2 \cdot 10^{-4}/a$	$9 \cdot 10^{-5}/a$	0,75/c	0,21/ab	0,48/bc	0,25/ab	0,47/bc	0,19/ab	0,01/a	$8 \cdot 10^{-4}$
MN- <i>Hbα</i> 4	$1 \cdot 10^{-5}/a$	$1 \cdot 10^{-5}/a$	0,03/a	$6 \cdot 10^{-3}/a$	0,05/a	0,07/a	0,25/b	0,85/c	0,01/a	$1 \cdot 10^{-6}$
MN- <i>Hbα</i> 5	$4 \cdot 10^{-5}/a$	$4 \cdot 10^{-5}/a$	0,13/bc	0,07/c	0,07/c	0,12/bc	0,35/bd	0,67/d	$2 \cdot 10^{-3}/a$	$6 \cdot 10^{-5}$
LA- <i>Hbβ</i> 1	$1 \cdot 10^{-5}/a$	ND	$3 \cdot 10^{-3}/a$	$7 \cdot 10^{-3}/a$	0,01/a	0,03/a	0,22/b	0,75/c	1,04/d	$1 \cdot 10^{-6}$
MN- <i>Hbβ</i> 1	0,06/a	0,01/a	0,33/ab	0,17//a	0,10/a	0,18/a	0,32/ab	0,32/ab	1/b	$1 \cdot 10^{-3}$
MN- <i>Hbβ</i> 2	ND	ND	$4 \cdot 10^{-5}/a$	$5 \cdot 10^{-5}/a$	$4 \cdot 10^{-5}/a$	$7 \cdot 10^{-5}/a$	$3 \cdot 10^{-3}/a$	0,12/b	1/c	$1 \cdot 10^{-6}$
MN- <i>Hbβ</i> 4	$7 \cdot 10^{-5}/a$	$1 \cdot 10^{-4}/a$	0,55/b	0,45/b	0,56/b	0,36/b	0,63/b	1/c	0,54/b	$7 \cdot 10^{-6}$
MN- <i>Hbβ</i> 5	$4 \cdot 10^{-4}/a$	$1 \cdot 10^{-4}/a$	0,87/c	0,4/bc	0,72/c	0,4/bc	0,36/bc	0,06/b	$6 \cdot 10^{-3}/b$	$5 \cdot 10^{-3}$
MN- <i>Hbβ</i> 6	ND	$1 \cdot 10^{-5}/a$	$8 \cdot 10^{-3}/b$	0,01/b	0,07/bc	0,08/bc	0,29/c	0,68/d	0,01/b	$1 \cdot 10^{-4}$

MN cluster



LA cluster

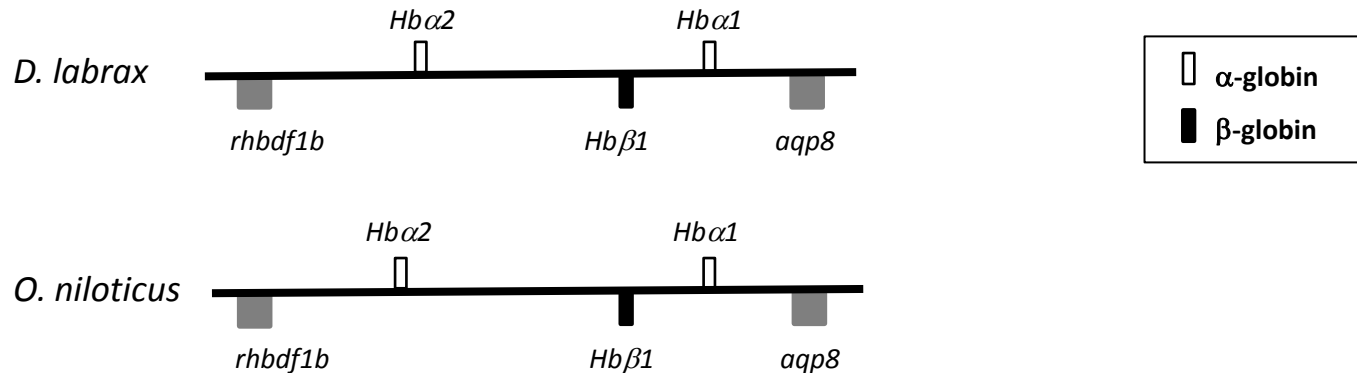


Fig1. Genomic organization of the European sea bass MN- and LA-clusters.

Genomic structures of the *D. labrax* MN- and LA-clusters are compared with *G. aculeatus* and *O. niloticus*, respectively. The genes in the forward and the reverse orientations are shown boxed above and below the line, respectively. $Hb\alpha$ and $Hb\beta$ genes are represented by white and black boxes, respectively. Flanking genes are shown in grey and the inserted gene is shaded.



Fig2. Amino acid sequence alignment of European sea bass Hb α .
 The amino acid similarities between all proteins are indicated as follows: asterisks indicate identical amino acids, colons or dots indicate similar amino acids and empty spaces represent absence or a low degree of similarity. Predicted alpha-helices are shown in dashed boxes. Histidine residues included in oxygen binding are indicated by arrows. Amino acids potentially involved in the Root effect are boxed in grey. The residues responsible for the Bohr effect are indicated in bold.

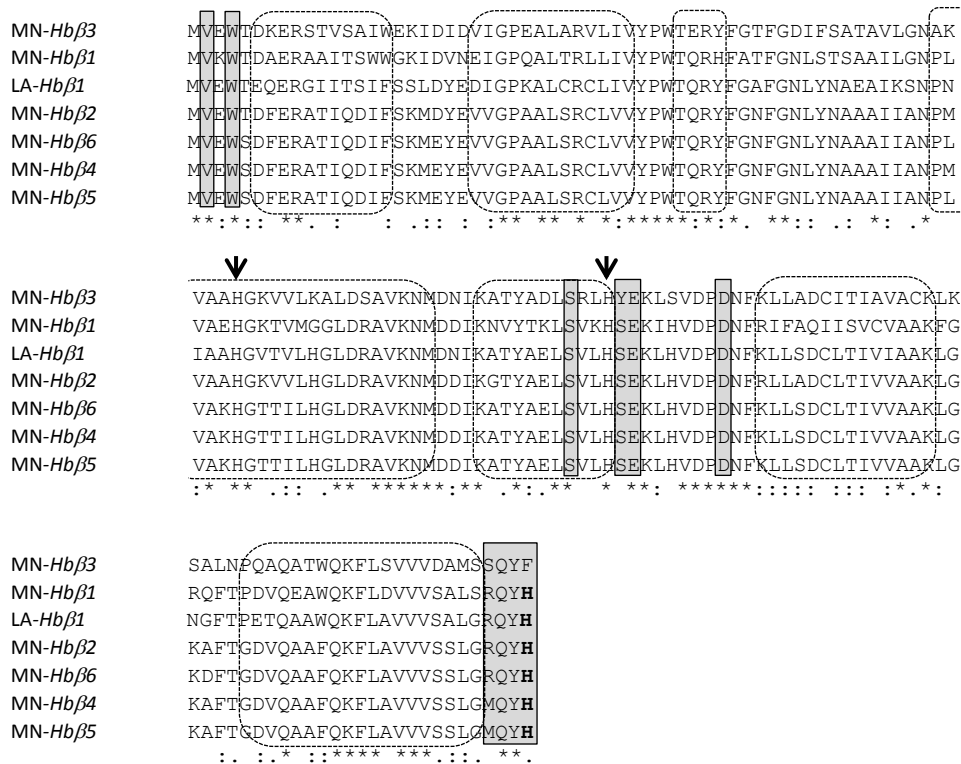


Fig. 3. Amino acid sequence alignment of European sea bass Hb β .

The amino acid similarities between all proteins are given as follows: asterisks indicate identical amino acids, colons or dots indicate similar amino acids and empty spaces represent absence or low degree of similarity. Predicted alpha-helices are shown in dashed boxes. Histidine residues included in oxygen binding are indicated by arrows. Amino acids potentially involved in the Root effect are boxed in grey. The C-terminal His residue responsible for the Bohr effect is indicated in bold.

Fig4. Bayesian phylogenetic tree of Hb α sequences

Phylogenetic analysis was performed on both Hb α and Hb β following the method detailed in “Materials and Methods” section but only Hb α sequences are presented here. European sea bass Hb α genes are marked with asterisks. Hb α amino acid sequences from other species were issued from the translation of nucleotide sequences listed in a previous work by Opazo and collaborators (10). Monophyletic clades are represented by a triangle. Clades containing Hb β genes of European sea bass and other species have been collapsed in an Hb β clade. Branches are color coded according to the location of the genes: MN-linked Hbs are shown in blue and LA-linked Hbs are shown in red.

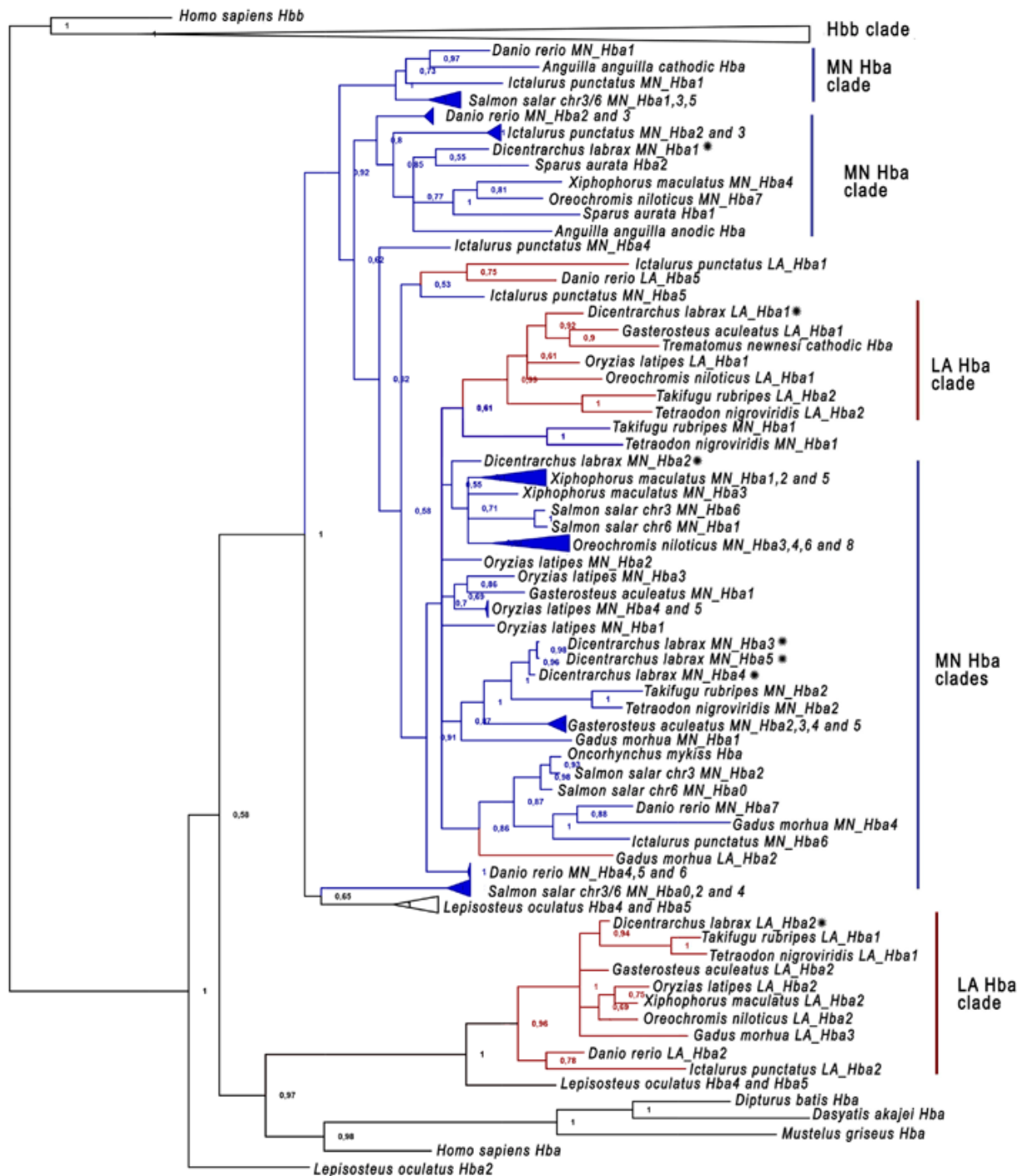
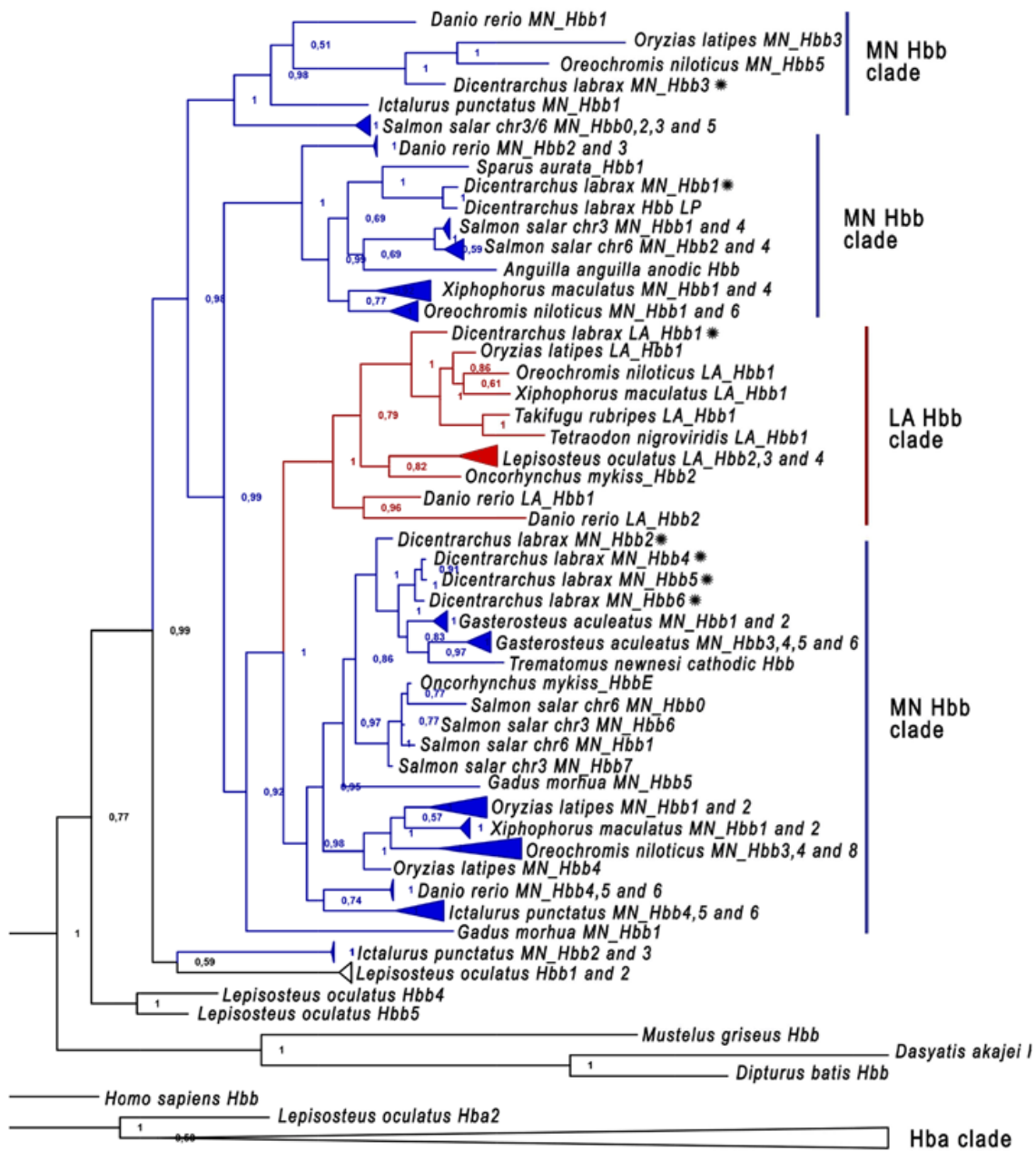


Fig5. Bayesian phylogenetic tree of Hb β sequences

Phylogenetic analysis was performed on both Hb α and Hb β following the method detailed in “Materials and Methods” section but only Hb β sequences are presented here. European sea bass Hb β genes are marked with asterisks. Hb β amino acid sequences from other species were issued from the translation of nucleotide sequences listed in a previous work by Opazo and collaborators (10). Monophyletic clades are represented by a triangle. Clades containing Hb α genes of European sea bass and other species have been collapsed in an Hb α clade. Branches are color coded according to the location of the genes: MN-linked Hbs are shown in blue and LA-linked Hbs are shown in red.






Fig6. Relative expression profiles of Hb α and β genes during development of European sea bass. The relative expression profiles of Hb α and β genes during development of European sea bass were determined using qPCR. MN-Hb β 3 expression profile is not shown since Cq values were up to 35 from 12hpf until juvenile stage. Following normalization with 18S rRNA levels, relative expression of each gene throughout the life stages (shown in table 3) were subjected to hierarchical clustering and a heat map was generated. Relative expression level of each gene is depicted by a colour scale: blue and yellow indicating respective low and high relative expression levels among developmental stages. Hpf: hours post fertilization; dph: days post hatching.

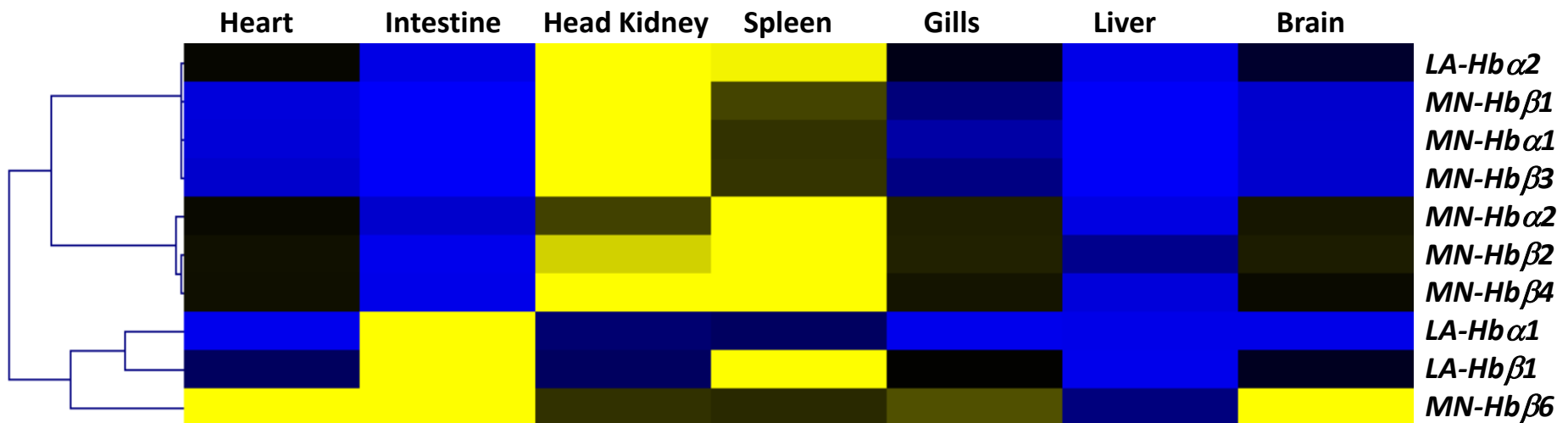


Fig7. Expression pattern of Hb α and β genes in different tissues of adult European sea bass. The relative expression levels of Hb α and β genes were determined in different tissues of European sea bass using qPCR. MN-Hb α 3, MN-Hb α 4, MN-Hb α 5, and MN-Hb β 5 expression profiles are not shown since Cq values were up to 33 among the tissues. Following normalization with 18S and Ef1 α levels, relative expression of each gene (shown in table 4) were subjected to hierarchical clustering and a heat map was generated. Expression level of each gene is depicted by a colour scale: blue and yellow indicating respective low and high relative expression levels among the different tissues.

>LA_Cluster

TTGATATGAATGATCGCACTTCTGTTATCTGTTTACAATCTTTTTGTACTCATTGTTTGGGTCAAAGTCCTA
AATAGAAAACCGTTCTTTAATAGCTTTTATTACTGAAAAGACGGTACAAGGTCAGGTCCTACATAAGATAATA
AAGCTAGATGAGAATCATAAACTGGTGCTCCTAGATTAACCTGAAACAGCAATAAGTTACAATAAAAAGCTTTC
TAAATACAGATGTATCTCATATATTCATCTTAAAATAATGGGTGAAGATGGATCATCTACCTTGCCAACCTAT
CTGTTCAAGAGACTGTAAGACTGTTATGTGAAATTTGAATATATGGAATTAAGTTGAATATGGAATGAAAT
CCTATGTGATCAGGTCACAATACTTTCTATACCTAAAGCATGTCATAATATGTGTAAGATATTCCTTTATTTG
GTGTCCTGGTGAAGTATTCAGATCATTTACATAAAAGTATACTCAAGTGAAAGCACAGATGTGTTATCAGC
TAGAATGTTCAAAGTAAAAGTATTGATTATGCATTACTCGTTGGATGGTGTGTATGACACATACATATTAT
ATCATAGTTCTGTGTGCACTATTTAAAGTAGCCTTTTGTCTGTTTGGGTGGAGCTGTTGGTAGTTTAAAACAT
TTCTGTCTTCAATTGGGTCCCACAGTTTTTTTCTTTAAACAAAAGGAAAAAACAAAATCAGTGCAGTAAAATA
TTTTCTAACTTTATTTTGGAAAGTTGTCCAGGTTATTTGCATTGAAAATATAGATATGCTGAGACTATAATGAC
CCAATTATATACTATGATGCCTTGATAAGAAGGAATAAAGTAGCATTAAACAGAAAAGAAAAATAAGTACAT
CAAAATTTGTACTCACTGTGCGCTTGGTGTCTTGATGAAGAGCGTTGTGTAACAGTTCAGTCCAATTTCTCCCTT
TAGTGTACAATTAGGTTGATATCTGCTGACTGTCAAGGCCATAGCGTATAATTCATGTCATTTTTATACAAAT
AAAGTATTCGGTAACCCCTCCTGCTCTGAAGGTCAGCATCTGAATTGTTTTTTCTTATAGTTTTTACATTTACT
TTAGTTAAGTAAAATACCAATACAACCATGTAATAACTCCATTACTTTGTAAGGTCCTGCATTTTGTCTT
GATCATTAATGTACTGATTTCTGCAGAATATATGACCGTATTTATTTTAACTGATGCAGTAATACAAAAG
TACTGTGGTAACTTCTAATCACTTAGGTAGTTGAGTGTAGTAGTTCCCAACCTAGGGGTCTATAATCTCAACA
ATCATTTGACCTATCTGGACCTTAAAGGTTTAGATGGGAAATGTCTCTATACTGGAAGTGTCTCACAAATCAT
TAACATCTGAAATGTAACACAATGAGATACTGTGAGGGGTCAAGCCAAAAGGTTTCGGAAACACGGGTTTA
AACTCTAACAGTGTGTGCGCATGGGGCGTCTGACCACTGAGGACTTAACCTTGATGCATGGTGTAAAGTCTGT
ATTCCAGGTCTATCTTATCTATGTAGGTCACCTATAGCAAGCATGTGCATACGAGTACAGAAATATGATGAT
TAAATGTCACATGATTGATCCCTAACTGATCCCTCTGACTGACATCAACCTTGAACAGCTCGTGCCTTGT
GAATCTTATCATTCTTTTATGAAAGGTAACCTGAGGACTCCTTAAAGGACAGGATTACCTGGCTTACTCCAT
CAGACAGAGCTGGAAAGGCGTCAAAGAACCTGTTTGGAGCGTGGGTTGTTTTGATGTTATGGATTTTACCTT
CAGAACATGCTTCACCTTTGATGTTTTTATGACCTGTGATGCAATTCAGCAACAGTGTGCAGTCTGCTGTTGA
TGATTATAAATACCCAGAAAACCTTGCAGTGCCACAGTCCGAAAGAGGTGCAGAATGTCTTTGAGAATCATCC
TGGAACAAAAGTCTCTTACAGGCAACAATGGGACTTGAGAAAATGGAATGGAAGACACAGACTCTGCTCTGA
TGGAGAAGGGCAAGAAGCCGCTGTGTCCAAACCTCCCAACAAATATGAGAAGCTGTTCCAGCCCTGCCTGGC
CGAGATAGTGGGGACCATGTCTTCTGTTTTTATCGGCTGTGTGTCTGTCAATTGAGAATGTGCCAGCGGCTGGA
CGGCTGCAGCCAGCCTTGGTGCACGGGCTGGCTGTGGCAGTGTGGTGGCGGTTATGGATAACATCAGGTATT
TTGCGTAAAGAATAGAATGACATAAAGTCAGATGCTGTGTATTTTAAATTTTTGCTTGTCTTATGTTTTT
GTGTGCAACATCTTTGAATAATGATCAACCTCAGCCATTTGGTATATTTTATATTTTGGAGGGAAATGGGTCT
CAGTGTCCACCTGATCTCACTTTTCTCTGCTGTCTCTTCTCTAGTGGCTCCCATTTCAACCCTGCCTTCA
CTATTGCCATCTACCTGTGTGGGGCATGGAGCTGGCCATGGTAGGACCCTACCTTGCCAGCCAGCTGATTGG
AGGAGTCTGGGAGCTGGAATGGCCATGGTCAGGTGAAAGTTCAGTGCACAGTATCTGATTTTTTTCACACAA
ATTTTGAATATTTTATAATTTATAATATATAATCATAATTCAAAAGTGACCATAAAATCTTTAATAATACAA
TTTTTAGATAATGACCCCTGCAGGTCGTTACAACAACGCCACGGGAGCAGCGTTGATATCCTCAAGTCAGAC
AGTCAGTGTCTGGAGCCATCTTTGGGGAGGTGGCCATGACCTGCTTGGTCAACATGGTGGTGTCTGCTGGTGG
CGGTCAACGGCAAGACAAAAACCCGCTGGCTCCATTCTAGTTGGCTGTACCGTCATCATTAAACATCCTGGC
AGGGTGAGATAAAGGGGGCGATGACCACAGTGTATTATGTGTCCGCACTGTGTTAAACATTTACACCCAACTG
GACCTGAACGTTGCAGTCACTGCTATATTCACGAATGAGGATTCGCATATCTTGCTTACAACCAACATTT
AATTCAAAGTAAAAAAGGTTATAAAATAATGTTTCCCAAAGTGAATAGTTAAAAAATCAATTAACC
TAAAAACAGCAGCCAACAACACAAAGGACATTAAGGGCTGGTGGTAGAGATATCTCTCTAAAGATGTGTTTT
TTAATTTATGTTTTTTTATTTGAAATGCACATTAATTTTCAATTAATTTTGCATTTTTTTTTTTTTTTTT
GCAAAATGCTTACTTTATTCGATTGTTTTCGAAATAAAATGCTTTTTAAGTTAATGACTTAAAAATCAATTAACC
AATACTTGAGGGACACGAAACGGAATAAAAAGATGTCAAATTAATTAAGAAATGAAAAATAAAAATGTTAAT
CTTACTTTTTAAATTTAATATTTTTTATTTCTACCACAAGAATCTTCTTCAAATGATGTAACCAGGAGACTCGGT
TTGACTGTCCTAATAATATGAAAATGAATTTTTAAATAACCATATTGCAGTTGTATCAAATATTCTAATTAAT
AATTAACCTTTTTCACTCGCAGGGGTGATGTATCAGGAACGTGTCTCAACCCAGCCAGGGCTTTTCGGTCCAGC
TGTGATGGCCAACTATTGGAGCTACCACTGGGTTTACTGGGTGGGGCCATTGGAGGAGGTCTGGTGGCCGCA
GCTTTGCTCAGGTAAGAGAAGCCAGATCAGATCACGTGTTGGACGAATGAGTGAATCGACTGATATGAGAGA
TAACGCTCACAATGTCTCTCTTCTGTTGCAGGCTTATTTCTCGGCATGATAAGTTACGAATTTGTTATGAAATC
ATAACAGCCCTGGTGGGTGTTTTATTGCCATATAAACGACAATAAACCTGTAATGTCTGTCTCATATACTTTA
GATTCATGATGTTGGATGCTGTACTTTTTATTTAATTTTTTTCATGTCTATCACTGTGTGGATTTTTTCAAGTATG
AATACTAAAGATGAAAACATTTATGATGGTCTCTTCTGTTGCTTCTCTGCCATTAGAAAACGCATGTAGACAT
TATACTTTACTGTTATGAGGAGACATAAAACACACAGTGGCAGTAGCAGTTTTGGGTGGCATGCAGTTTTATT

CTTTCATCTTTTGAATGAGTTAGATGGTCGCATGTGGCAGACCGCGTGCCACTCTGTGGGCAGCTCAGCGGT
ATTTCTCGGACAGAGCCAGGGCCACGGCGGTGAGGAATTTATCGAAGGCGACGTGAGCCTCAGGGGTGAAGTC
ATTAGGGAACATGGAGGAGACCACCACGAGGACGCAGTGGGACAGGATCTGTGGATGGCAAAGGAGACAATTA
GATAGCGAATATATGGTTTACACTGTAAAACTTCAATGGAACAAGATAAGAGTGGGTGATTC AACGTTACC
CCCATGTGGCTTAAATGTGGAATGCATGTGTGGTGCAAAACATGCTCCAAGTAAAATCTCCAAACTGGTGGA
TCGGCATCAGAAATACAGATTTTTTTTTTTTTAAGTCGTTTAAAAGAAATTAAGATACTACGGCTGCACTCGTT
GCAGCGCAATGCGTAATTTACGCGTAAATCAGACTATACTTGTGCGTGAAAGTACCCATAAAACCATGTCAG
CAGATCCTGGCATAACGGTGAAGGTAAGGTAATCTCACCTTGAAGTTGGTTCGGGTCCACCCTCAGCTGGAAGGC
GTGCTGCTCGCTGAGCTCCAGCAGGCCGTTTTGTGAGGTCGTC AATCTTGGACACAGCCAGATTGATTCCACCC
ATCACCTTCTTTCCGTTGGCCCTTACGGGGGCGAGACCCGGGCTCATGTCTGGCCAGTGGGAGAAGTAGGTCT
TGGTTTGGCGATAGACGGTGAGCATCCTGTGGAGGAGGAGATGTGGGTGTTATAAGTGGCGGGTATGTTGGAG
AGCAAACCTGAGAGTAAAACAAACATGCAGCCAACCTGTATTATTTCTTCTTGGATTTTGACATGACATGCTC
CAGTGGCGCAATCGGTGAGCGCGGGTACTTATAAGACAGTAACCTGCAGAGTGATGCCGAGGTTGTGAGTTC
GAGCCTCACCTGGAGCATCAGCCACTCCTTTGCTTGTGGACAGGTATGCTGACAATAACCAAATCTAAACTCT
AAAACCTCTCTAGTTTCGCGTGTGTGCTTTAATAGTTAGTGTCTATGATCTGCTGCTTCTCAGTCAATTTTGC
AATGCATTTAGATGTAGAGCAGCATAAACATTAGTTATAATTTTATATTATCTAATGTCAGAAAAGGCCTACCT
TTTTTTTTTACAAGTAACTAGTAAACAATTTAAGCAACAAGAACTGAACTTTTTTAGTAAAACCTGACCAAAT
GCCCTGTTTTGTGCGCCCATCGCAGGCTGTGATATCATTTGGTCTTAGTCTTTTCGTGAAGTACAAATCAATGAT
CGGCTGCAGAAATAAAGCAAAAAGCATGCCATAAAAACCTACCCTGATATGAACCCGAAACGTGACACTTACCTG
CTCAGAGCATCAGACCCGATGGCATCCGCGGACTTGGAGATTTTGGCCACAGGGCCTTGACGGCAGCCTTGT
CTTCTGTGTCAAACCTCATGTGCGTT CAGTTCTCTGTCTTTCTCTCTCCACCTGAATCGGACGGTGATCTCTG
GTTAGTTTGGACTTGTGCTTAAATTCAGTTGGTTTCGAGAGTACACCCACGGGAACGAATGCCAAGCCACGTC
CCCTGACGCAGATCGGACCCCTTCTCCCCGCCTGATAGAAACGAGTGGCCGGATGCCAGCTCTGAGAGGGGCT
ATCAGCTGCTCACATCGTGGGCGACAGTTGGCAAAAATATGATAATTTACTTATATTTTGTAAAGAGTCATGTG
TGGACGTATGGTTTTGTTAGGAGTTTCTCCTGAGGTAAGCAGGGGGGCATCCCGGGTCACAGGGGGTGGGAGC
AGACACTCTGGCACACATCAATAAACCTGATCTCAAAACAATAATCAAATTAATTTCCAAGTTCACCTCAACCAT
CCAACCATTATAAGTTGGGAAGCATGTGGCAGCCAGGGTTTCAGAAATACTGGGATTTTTAGAACAGTCTCAA
CACTAATGCATTTTTAATATGACAATAATCACTTATAGGAAATAATTATATAATAATAACTATAACTCGTA
GATGGAAATGTCCATCTGTTTTGAAATGACTTATTTACAGCTCAGTTTGTATTGCACTAAAACCACTTTCA
CTGTCAAACACACTGAGTAGAGGAATACAACTGCAGCTATCGTCCAGCTTTAGCCCTAAAACACATCATACTG
GTTCTGACTCTCATTACTTATGTAATGAAGATAATGACTGAAAGTGTTCCTCTAGAAACGATTTAAAGAAGTT
GTATCAAATGTTGAAAAGTTATAGGCCTAATAAATAAAAATTATACCGATAGGCTACATAATACGGCCTTTC
AATAAGAAATAAAAATACTGTAAATGTAATCTTATGTGTAATACAATCAAACGAAAAGTTATTTCTCATTAT
AATCAATGATTTATATCGATAACTGAGGTATAGCTGAACATTTTGGGTGATGATCACCGGACACAGACTTTCT
ATCTATAATATATATATATAAACACATGAAGGCAGCATTACAGAGGAACATCTTCAGCAGCACTCAGAAGAA
ACTGACCTCCCTCTCTCGCATACAAACGCTCACATTCATTTAGGACATATATGCCCTGATGCTCAAGGCCCGG
CAGGGGCCACAGACAAAGCTGCTCCCGTTCACTGTAACCTTTATATTATGTTAGATTATTTCCACAGTGAATA
TGTCTGCCCCTGAAAACGAGCAGATACTCCTAATTGAGTCTGTGCGCAAAAGTTTGGGCACGCGTTTGACAGC
ACATGTCCCGTGTGTAACCGCGTAGATACGTGTGTT CAGTGTGTGTGTCAGGTGGAATGCAGGAAAGGTATC
ACCAGGCCTATCATTTATGGCACTGAGAGGTTGGCTTTATAAATAAATCTAATATTAATTTATGATTTGGGGA
TTATGACGCCCCTGTGTGCAACCTGTACTGTAACACAGTGTGACTGATCTTGCACTCAGTCTTGCCCTCAC
CCACCGCTCTGAACTGTACGTGCGCAACTCACACACTTAGCCACGTCACATAGTGTGAGGTACGCATGAACG
CAGAGCTCTGACGAGATAATGCCATAACACCATAACCTACAACCTACAGTGTAGCAATTTCTCACTTGAAATA
TGAAAGAAATATACAGGATGCAGTTTATTGAAAATGAAAAAAGCAACATTTTCATAAAGAAATCATT
TTTTGGATTTAGAACACTTTTATTATTTATTGACATGTTCAATATTTTTTATTCAAGTGTAAAGTTCCTAGTTA
TTTGAACACTGCAGGCCTGTACAAGATTTACGTTAGTAATGATTTTAGACTAAATGAACACAAGCCATAAAGT
TCATTTTGGGCGTTAAATTTAATCATACAATTTTCTAATAACATTTTATTCAACAAGCTTGTTTTGTAAAA
CACTACACATTTGGTGAAATTTCAATTCGACTTCGATTAATCATTTTTCTAAAAAATTAATAATTAGTCTTATC
GCGCCGAGCTGTGGAAGCCCGACAGGATTTATCAGTGATTTAATAATTTTTATTTTAAATCCGGCATTTTTG
CTCCAGCCATAAATGTATTTCTTATCAAGTGGAGAAAAATAGCGCTCACACCCTTTATCACCGGCCTCAAGTAT
TTTCTTAATCAAACATAAAGTGAATTTCTGGCAGAGGGTGCCTGGGTGGGAGGGGTGCTGCTGGAGATAACA
CAAGGGTGGTTTTTATAGATAACACTCCACTGCTTGGCAAAGTCAGTGACATCTGAAATGTAGTCTAATAAACA
CGCCACACACACACAAAAAAACTTTCTATATTTCAATTTGAGACTCTAATTTGTTTTTATACCTCTATGTTTC
TATATTGTCCACACACTGGTTCGGATACAGGTTCTGTCATCATCCTTAATATCACCCCAAGCATGACTGAAAA
GCTACTGCTTTAACTTCAATAAAGGATGCTTTCTGTAAAATAACGACAAAGTAACAAAGTCAGAAGACCTCAG
TTAAGCAGTTCAGGGTTGGGGTTAGTTCAGACGAGGCCCATCCTGCAGGTTCAATTAAGGAGCAGCAGAACC
AACAAATAGTAGGAAAACTTCAATTTTTAAAAGAGTTGAATGTGCAGTTTGCCTGGTTTTTAGGTTGTGTGTG
GGTGATGATTCATTTAATGTATTAATGACAAGAAAACGACCTAATCTGCATAGTTTTTCTTCTTTTCTTCT

TCATTCTTTTTTCCCTTCATACATGTTCCCTTCTTTTTAGGTTTAGCCTGAGAACATATTGGACTAAACTTTAAC
TGAGCATGAAAGTCGACTTTTGCATCTTTGTAAATCTGTAATACTATTA AACCAAACATCAAACATTCCAG
AAACCTCTGGAGGAGTCTGCAAGTTTATCTCAGACCCCTCATCTGCAGCCTATCAAAGCTGGCCTCTCCTTGA
GGCGGGGGGGTCTTTGACACGTTTAAATAGAGGGTGGTTCGAGCTGAAGCAATATTCAGCCTTCTTTTTTCGAG
CCTGAACAAACAATAAACAAGAGCCACCATGGTTGAGTGGACTGAGCAGGAGCGCGGCATCATCACCAGCATC
TTCTCCAGCCTGGACTATGAAGACATCGGCCCAAGGCTCTGTGCAGGTATGAAAAACCCAGCTCCTGACAC
CCCATCATGCACTTTCAGGACTTTATCCCATGCTGAATTATCGGTTGTCTCCTCCCCATGCAGGTGTCTGATC
GTTTACCCCTGGACTCAGAGGTACTTCGGCGCCTTCGGCAACCTCTACAATGCTGAGGCCATCAAGAGCAACC
CGAACATCGCAGCCACGGCGTGACGGTGTGCACGGTCTGGACCGGGCTGTGAAGAACATGGACAACATCAA
GGCCACTTATGCCGAGCTGAGCGTCTGCACCTCCGAGAAGCTGCACGTGACCCCGACAACCTCAAAGTAAAG
CCTCTCTCACCTTCAGCTGTGAGCTCACACGACCTCGCAGAACTCACATATGTTTTGGGATATAAAAATGCAG
ACATACCAAAGAGAGTTTTCCCTGCGCATAATGTCAAAATGTATCTTCAAATCCTGTGCACACGCACAAATATT
TAAAGTTTCAATATGCAGTTTTCTTGGATGCCAAATCTATTTATGTAGTTTTATATGAAAGGCATTTAATGTT
TTTTTCCCTCTTCTTATAGCTGCTGTCTGACTGCCTGACCATCGTCATCGCCGCCAAACTTGGAAATGGCTTC
ACACCAGAGACGCAGGCCGCTGGCAGAAGTTCCCTGGCCGTGCTGGTGTCTGCTCTGGGAAGGCAGTACCACT
AAGCCAGCAGCTTCCACATCTGGACACCCAAAGGAGACCTGACGTCTGTTTACATGTGTACAGTGTTCCTC
AATAAAGAAATAAAAGGCACACTGAAGCAAAGTTTCTTGGTTGTCCCTATTTTGGTTCCCTTATGCGTGC
ATTACGCACAGCCACACCGAGCTCCGGTGGTGAATTGGGGAAGGTGCGAAGGAAAAATGACAGAGCCTAATAAG
AAATTGCCACAATTACTCTATAATAAGGTTATAATGAGCTTTAAAAGAGTCAGTCATAGTGAATTTCTAACCT
ACCAACCACCGTGGTTTTAAAAATATGGCATTATGTATGTTAACGTTAAGCGCTGTGTATAGTCAGTGGCGT
ACTCTGGCTGTCTGAGGGGCAAAAAACAGCTGCTTGAGCAGCAGCAGAAAGTTATGATGCATTTATGGTGA
CAGTTCCAAACCCCGGTTAAGATTTAAATTGTTTTATTGTTATTATTTATAGATTAACCTCTGTAATAAAAA
GCACAGGGAATATCAATTATCTAACCATGGAGGTAATGAATTATGTCAACTAATGTTATAGCACGAAGGGCA
GCCTATGTGGCAGTGTTTTTGTTGCAGGGACAGTTTACGCTGATAAAACATTGCTGTAAGTGAAGTGAAGAG
AGGTTATTTTTCTCATGTAGTCCCTGGACGGATGTTACGGTTAAGTCAGAGGGCACTGAATAATGTATTACAC
TTTTCTGTGTTTTTCTTTGAACCCCGAGCCTACCAGTGGATATAGTAGATGGAGCCTTTGCTATCTCGTTG
CAAATCATTGGGGGAAAAATTAAGTCTAAATAAACGGTACACACGAGGATATTCGCACAATAACAGTAAGC
GTTACTCTCTAAAGGCATCTCTTGGATTGTTGTAAGGTTTCGGTGTGAGCTGAGGACAAAGTAGACTTGAGT
CTTGATGTGCTGGTTTTTACGTGTGACGCTTGAACCTCATCACGACTGGGATTATCTGAGCCTGCAGGTGAGA
ACAGATAAAACAGAGGGGTTACCTGCTGGAACGCGGATCCGGCCCGGAACCCCTTGTGTCATGTCTCTCT
CT
TAAGAGCTTGAACCCTGGGGCCCTAAACTATGACTGATGATTTCTGATCTTTACTTCATAAGATGTAATAA
AACAAAGAGGACATACTCAACACAATTA AAAA ACTTAAACCAAATATTTTGTTTATTACTGTAACAAAA
GTCTCTGAAACAAAATGAAATATTGTTTGAATTTTAGCTCAAAGACAGAAACACTAGTGCACACTTGTAGCCT
ATACAGCTGATAGGATGAACTAGGTCTTGGTTTAAATTCAGCAACCAAGGATTTTCTTCTCCTTTTTTTAAT
TCATTAGACACTCCCAAAGGCTGTGAGGTAGTACTGAACAAACACTGCGGTGCAAATGCTCGTTAAATGCAG
CAGGTGGCGCTGTGTGCATGTCTTGATGAAAGTGAAATAAGTCTTGGCTTCATTCAACTTCATTGGAACCTTC
ATCAATGTGTATTTGTAAGTCTAATCATGTTATCCCAGAATCAAACCAATGCAGACCTACTTATTCAGAGTAA
ACGGCTATGTGTTTGAATTAGCTTATTGACTAGTGTGTATCTTCTTGTGATGATTTTCATGGATTGTCTTGACCG
TTAACTGAGCACGGTGAAGCAGTTTTTAAATGGAGCAACTAGGAAATTAGATCCCAAAGTTGTATGCTAAGAAT
GTGACATTGCTGAGTCGTGTTCGCTGTTAATTTAGCACCAGGGACAGCTCCGAACTACTACAGCCAGTAC
TTTCAGCACCAGGGACAGCTCAGGATTCATAACAAGTTTATTTTCAGCACCATAGACAGCTCCCTATTAACAG
GCTAATTAACATAACCATACATTTCTAATAGTTTTTATAATGCAGAAGAGGAGAAATGAAAACATTAAGAGGAC
AGATATCATGAAAACCAAACAATGTGCATGTTCAATCTATTTTCTTGAACAGTAAGGTACAGAATTATACTG
TAAATAAACCATGTATCACCAGAAGGAACAGCTTTAATGTGGATGTTAACTTAATGTCTCCTTTTTAAATGTG
ACCCCAATGATTTATTAGGTGAAATTATCTTCAAGGTGACAAATATTCCCTTTTGTGTTTTCCCTGTTAAT
GAATCCATTATTGGATTAAATACGATGCCAAACATGCTTCCACAGACTCGCCTGGTAGCAACAAGATGTGGAT
GTGCAGTTACATATTACATTTCCACAATGACTACTTGCAATTGTAGCCTTCTCTCTAATATATATATATATA
TA
GTGTATATATATATATATATATTTTTTTTACAATTTACTGCTGATATGCATAAGAGTTTTAGGCACAACATTTAT
TTTTGCCCAATTTTCCACTGGTTGGCTTGA AAAA ATGCTTAATCAAGGAATTTACTCATTTATACACTTTAT
GTGTAACAAAATTTAAGTTTGCAGTTCTTTTTATGCTACACACAAACAGATAATCAAATTCATAGAATAATAA
AACATAAATAAAAGGCAGGTAATAGTGTACGTTCACTATAAGTAAACATATAAAGTCAATAATATGTCACTG
CTTTAATAAGGAAAGCAAAATTTAAATATAATATATAATAATAAATACCTCACATTGAAAATGTTTGACATGA
AACTGAAGTAGTCTGATTGTACATTATTATGTCTGACACATCTGCCAGATTGTACCTATTCATCTCATCATG
AAGAGTTTCTTTTTGGTCAGTCTGGAGAGCTGACATACAGTATGTGTCCCTTCGACTTTCAACTGTGAGTGCT
CTTGATGATAAAAGGCTGTGAAGAGAAAAATAGAAATACATAACTTCTGTAAGACTGGTAATAAAAAAATA
CATGTATATCAGCAAATTAGTTTTTTTTCTCACCCGTTCTTTGGGTATATGAACACGCCATCACTGCAGACGGC

ATCTTTCACAGGATCGTCCATCTGACACCACAGCCATGAACAGCCCACACTGTACGAGACAGAGAGGAGAGAG
AACCGTGGATACAGAACATACCTACTGACAGCCGCAGTGTAATCATCTGGGTAAACCTCATTATAACTAACAA
CAGGGACACAAATTCAGTTACCTGCCTGGTCTTGAGAGACTTGACTGATGTCTCTCCGCAAACCTCTGCATG
TCTGTCAGGCTGCACAGACAGGCTTCTGTTCCACAGACTCCTCCTCTGACTCCGACTTCACAGAAGACTCCCCTGGCT
ACCTTTACTGTCACAATCTCTGTTTCCACAGACTCCTCCTCTGACTCCGACTTCACAGAAGACTCCCCTGGCT
CGTACTCCAGAGGCTCCTGATATGACTCTGGGCTTTAACAAACAAGTGTAGAGAAGAGCAAATAAATCATACG
TGATATCCAACAGTAAACAAAAGTGTGTGCTGTCTCTTGAGGTACCTGTCAGCGGCCACGGCACTCTCAGTCT
CGTTGTTATAGTTGCTTGGGTGCTCATCAGAATACGAGCACGGGTGCTATCTAAACCTCTTGACTGGTGTGTC
GTTTACAAAATCAAGAGAAAACCTCAAGTGTAGAAGTGTACATTC AACACTCCTGTGTGGGGCCCTGGCCTGT
ACAGCTGTGAATAAACACACAAAATTAATGCTGAGATTAACAAAAGAGCAAACATTAGTACAGAGGTCCCT
CGCATAATTGATTCAATTTAGTGGCCAATATGTTTTGTACGGTCAATTTTAAGGACTTAAAATGAGCGTTGGC
CACAAATGAGAGAACATTAACAAAACACCTGCTGGGATTAAATGCAGAATACCATCTGTACTTCAGTGTTAGAT
TAATAAATCATCTAAAATAGCAAATAACAAAAGGGTTTTTAGTATTCCGGTGCCAAAACCTGGTGTCTTTATG
AGTTAACAGATTACGAACTGACTGTACATCTTACCTTTACTTCTCTTGAAGGGCTTCTGTGGCTTGTGTT
GAGACGTTATGTTTTCCAATCTGAACAGTCTGGCACCTGACGTGGTTCACACATGGCTCCGCTCCACAAAAAG
CATCCACGGTCTCACCTCAGTCTGGCAACCCACATCTTTAAGGACTTTGGACTGAGGTAACAGAATATCAG
ATCATCGTAATAAATCTACAAAAGTACACAAAAGGAGCCAGAACTTTTGACTCTTTCCTTGAACCTCTGGCA
GAAAAGTGCCCGACATAATTAGATATGATAAGTTACAATATATGTTATATGTTTACTTGTGCAATATGT
TTTGTGTTAGTATTTATTTTAAATGATAGGGGTATTTTATTCTGTTTATTCTGCCTTACCTCTATATGCTTT
TAATTGTTAGGATTTTATGTTTTGCCTAATGCCTCCTGAAATGTTTTTAATCCTGGTTCGGACCATGTAACCT
TGATTTAAAAGTGCTGTGAAATAAAGTTTACTATTATTGTTGTTGTTGTTGTTGTTGTTGAAAGGATACAAAAT
GCTATAAAGTTGAACGAAATGATAGAAGAATAAATACAATCCAACCTAAAAGGTTAAAGGCGCTCCAGCCCTG
CTAAGTAAATTAGCTTGAGACTCATTTCAGCTCTTACCGGCCGACCCTCCGGTGGATTTGGAAGCGCATCGT
CGGTGAGGTGAAGCCGGACAGCGAAGCCCATCTGGGCTGGGTGTAGTTGGTGAAGCACTCCGGGGAGAAGTG
GAGGGCGCAGACTTTGAGCTTGGAGGTCCGAGAGTCTCCGCCATGCCGAGGATCTGCAGCCACCGGAGAGCC
CGCACACGGTCACTCGGGAAAAGAAAGCAGCTTCGTGGTGCTTTTACAACCCGGGAACGAACATGTCATACCA
TCCTGCGAAACCCTTGGAGAAAGACTTGTGCTAACTAGCTAACCTAGTAGCTAGCTAGAAAATCAACACCGCAAC
TGTTGCTGTACCAAAAACCTTGGACGAAGTGAAGCCTTAACACGGAAACAACGATACAGTAGACTCATTGGACA
CGTAACTCTTAGTAGATAGTCAATAAAACACCTATCAAAATGCCTTTTGTAAAAGTTTGTAGATATATATTTCCA
TAATTTTGAACATCTATCGAGTTGGTTATGATTTCTTCTTCTAGGGCGGTGCTTCTTTGTATTTATTGGCG
GTAGCAAAACTTCTGGCTGCATTAGCGCCACCCACTGGACTGGAGTGTAAAAGCACCACACTGTAGAAAACACT
GTAGCCTATTATAAGCAGTGGTGGTGACTTTATGCCCCATTTTTTAATTTAAAGCGGCTGTCCAGCAAAGGA
TCAACGCCCTGTGTTATAAACAGTGAATCTATGAGTACTTTTGTATATTTAGTTCACCCTAAAATGGGCCAG
TAGTAGTTGACTTCAGGCAGTTAGGATCATTATGAATTTAACATTAGACACAGAAGATCAATACTGGCCACA
GACTACAGGTTGAGATAACTATATTTATGCAAGTATTCCTTACTGCACCCACTCCGAGTCATTAACCTCTGT
CATGCAGCTGAGTATAATATATCTTACCAAATGATGGTGTGTTGCAGTATATATAACCCAGGTCAGTCTGC
TGTTATCTGTGCTGTGTCAGCAGGCTATACCATAGACAAGACCTGTGGGTTGGCCATGAGTTTGGCCACTGA
TTAGCACTGCATATAAAACCCAGAACAAGTCAAACAGCATGAATTTGATTTCTTGTATTTCCACAAAACATTA
AAATGCCCCAGCATTAAATTAAGTCAAGCTCACTGTGAGGGATTACTCGTCTGAAGCAAGTTTTAAGTCTCAG
AAAGAGAGATACCTTCAAATGAAAAAACAGTCTAACTACTATATGGTATGCTTTAAAATTTGGTCAGCAGTAC
ATCATTTGTATAAATAATGGGATGTCTTCCAGGCTTTACAGGGTAATACGACGCAGCAGCAGGAAAGGTGTTA
AATTGCACATTTTTATTATTACAAAACATTGCATTATAACAACCACACATACATAAAATATTGTATTAAATATC
ATACGGCATCATAAATAGTTCATATACTTCTGAAAACAGGTGGCTGGCTCTCATCTGTATTTCTCTGCGAGC
ACAGCTGCGAAAGCTGACAGGTACTTGTCCATTGCTGCGTGTGCAACTGGTGTGAAGTCGTCGCCCATGTGAC
AGGCCAGGTAACGAGCATAAGTGTGAGAAAAGCTGCAGAGAAGAGAATGGTTTGTATTGACGAAGGACTC
AATGCTGCATCAGCTGAGGCTCAGCAAAAACATAAAAAATCTTTAAAAAACATATTAGGATGTGAGTATAA
TTAGGGTTTTAAAGTGTTTTATGAGGCTTTTCGCTGCAAAATAAACTAGTTTGTACAATGAGTCATGTGACCCGC
TTAGACTGCCAATTGTACATTTACTTTCCAGAAGTAACATGAAGCTGTAGTTTAAAGCATATATAATGGTGGCA
TATTACATAACATGTCATAAAAATATGACTCCTGATTCTTTTGTAAACCTAATATTCTAAATGTAACCTCATG
TCAGTGTGTAATTAAGTCAAGTTTCTTCTAAATATCTGACACTTATACTGTACAAAAGCACCCTGACAAC
CTAGTGACAAATTCAGATATAAGACTGAATACTCAGAAAACCTCACCCCCAGCCCCACTCCTCAATCAGATAAAC
TGTCCAAAGTGTCTCAACAAGAACATAGCAGACACAAGGGAACCCCTGCAGCTGTGTGTTTTATCAGTGAAGTA
ATTGTGTTTTCCAAAAGACCAAAAATCTCCTCTGATACTACAAAACAAAACCTTGGTTAGTGTCAATTGGTAACA
CCTGTGTTTTACACCACTGTTTCAGGTCAAATGGCTGCTGTAAAAGGTCTGTTATATTATGTATATGTTAAA
TTTGTGTTTTTATGGGAAACAGAAATAGATATGCTCTGCAGTAAAATGCAAAGGTGATTCCACAATATTTTCG
TGTTCCAGTCAGTATTGTATATCTCCATATACGGAATATAATGTTAAATGCACATTAAGCTACATGTTGAGA
GAAATATTATAGACATGTTGGTTTTGAAGCTGTAAACAGCTGCTGTGAGTAGAGTTGATCTGATATGGGCAT
GAGATGATGTCATTTCCACACCCTGAAAACCTATGAAGAACCTGTGAGTGTATTATCACCATCAGTGGAA

CTGATGTTCTAGTAGTGGCACCTTGAAGTTGGTCGGGTCTATTCTGAGCTGGTAGGCATGCAGGGTTTGCAGG
GGAGCCAGGTTTACGGCCAGCTGGCTGATGTCTTTCGCTCCCTCTGCTATAGCCAGAACAATCTTTTTCCCAT
GAGAGAGCAGGTGAGCGGAGCGAGGACTGATGTCTAGATGGGAGAAGTACGTCTTGGTTCCTGGGAAAGTGGC
AAACATCCTGTGGAAGAATTGGGAAAAGTGTGTAATGATCAGTGGAGGAATGTAACATAAGTACATTTACTCA
AGTATTGTACTTAAAGTACAAAATTTGAGGTGCTTTACTTGAGTATTGCTATTTTTATTGTATTTTATACTTCCG
CTGCACCTTCATCTCAGAGGCAAATATTGTATGTTTTAGTCCACTATTTAACTATAAAGTAGTTCAAATGAGCT
TAACCAAAAACATGGTCAGCAGTAAAATACTATGTACACATAAATGCAGCAGTAATCCAAAAACAAGTGAACA
GTGAAGTTGCAACTAACTGAACACAGCTCGCGTCTGTATTTGACAACATGGAATGGGACAGGGGTGTGGAGTG
TGTAGAAGAACTATGTGAGAGGCCCTATGTACAACCAGTGTAAAGGTAACGAAAACACAACAATTCCTACAGT
TTGTTCTGGTGATTATACACTAATGAAAAATATACCTATGAACATTATATTCCATTCTGACAACAGATCCTC
CTCAATGTTACACACTGGACCTTTAAGTAACGGATCTGAACACTTTTTGTCATTGAAATACAAAAACATTAGCA
ATGGAACTGAGTCTGGCCACTCCTTTAAGTGTCTCATTTGATGCCATCATCATCAGTGGACTCACAGC
TCACTCATTGAAACATTTCACTGATCTTGATCAGTGCCAGCATCTAGAAACCACAACCTGAAGTTTCCGAGT
AAACCATCAACATCTGAGTCATTTTAATTTACATGGTGCAACGCTCTCACATTGGATTTCATTATATAAACCA
ACTGCCAAACCAATAGTTAATAAATAATTCACCAATGCTTTGTAACCATCAAGTCTGAGGTTATAAATGTCAC
AAACTTATTAATAAAGGTTTTTAAAAAACATAATTTTTTCACTGACGCATGCTGGTTCAGCAGAGCTCATA
TAGCTCTTCATACCTATATTGAGCCTAATTGTTTGTTTTTTGTGATTGTGATTGAAGCTTTAACATTTACAAA
CAAAACAAAACCAGACTTTTGTCTGTATCAGCAGTTTATTTCAAACCCACAGAAAAGTTTCTATGTTGGAAATG
TCTTATGAACCTACCTAAGAAGCGCATCTGACCCAATATCGTCTGCCACAGGAGTCAGTCTCCCCATATTTG
TGCAATGAGGTCTTTCTCCCTCTTTGAGAGCATTGCAGCCAAGAGAGTGAGGTGACTTCCCAGCGGAGGTGAC
AGTCAGATTCACACCAGGCGACAACGATGTGTGCGTAAAAGCTGTTAATCGACCATTTTATCACTTCACTGAT
GGCCGCTGAACGCAGAAACGGACGCAGAGTGAAGGAGATGAAGTAATAATTCCTTCCCTGTGTGGAGAAAC
CGAGGTGTCTTGTGTTCCCCCTCCTCTGCGTTATCGGAGCGCAGCCGGGGCAGGGTGGGGGCTCCGCACTA
CTGCGCTATCTGCTGCTGTATGTGCGTCACACTGGATGTTTCTACCATATCATTGATGTGGCTGACCTCAGTG
CAGCTGCAGAAGGGGGTCTTCTGATGCTGCTCAACTTATTTTTGTGTATTAGGGATTATAGGGATAAATAAT
GTTTCAATAGGTAAGTTTCATTCTCATTATTTCCCTTGAGTTATAACTGCTAGTTACTTATAACTCCACCTCTT
GTGTATAATGTCTTATTCTACACTTTGACAAGGAGGAAAATAGTCAAATGTGTGTCAGAGGCTTCATTGCAGT
AGATATATTGCAGTGTGTCAAGGGCTTGTCTGATGAAGTCTCTCAGCTGCTGCTATCTGCAGCTCCATAAG
CTGCTGGACAGTGGGTGTGAGGCCAGCCTGCATCAGATAACCGCTTCTGTGAGGACCATCAAGCTGCATCTCC
CAGTGGACTTTACCTTTTGTGTAACACAATATGTGTCTTTTATTTATGTATTTCAACTGAGAGCATCCTGCA
GAGGAGCCAGTGAGCGGAGCAGGATCAATAATGACTAGATTTTGTTCACAACAACAGGATCATTGATTATTT
TGTCAAATATCAACAGATATTAATTTAGGAATGTGTGAATGTCCACCAATATCAGCTGATATTATGCTCTTTA
GTGGTACATATTTCCGAACAAGGTTACAGTTAATCACATGTTACAAATGCCACATGGTGAGCCTGTCTACTG
GGGCCCCCTGTGGGTCTGGGGTGTCTGGAGCAAGTGCCCTTTGCCCCACATTCATGATCTGGCCTTGATTTT
TAGGCCCAGGTTTAGTCTGGAGCTGCATTAACAGGCTAGTGACAACTGATGAAGCACTCTTTTGTCACTTG
GACTAGGAAATGTAAAGACTTAGCAATGTAACATAATATATAGGCTATAAATGGAGCTGTGCAGTCGAATTGA
TTGACTGACCTTTTTACAGCAGCCATTTGACATGAAAATAGTAGGGTAAACACAGGTGTTACCAATTATACT
AATTAAGTTAAAGTACTTCTTTTAAATCTGATTTTAGGAAAAGTATTATTGGATATTATGCATATGCATA
AAATCTTAGTTAAGAAAAAGTTCACAGTATCACAGTCCCTGTAACATCCAACATCATAGCCCTCAGTTTACAG
CACTGCAATCTAGCTGCTGCTGGGGAGGTAACACAAAAACTGATTTCAGTGTTTTTGAGAATTGAAACAATAT
CACAAAAAATAAATAAATACTGAGATACTCAAGTGAATCAATACTTTCTTTCCATACCATTTCAGGTCAAACA
GAGTCAGTGTGATGCCATTGTGCTGGCTGGCTGCTGTAAAAAAGGTCTATTCAAGCAGTTGCAGGAACAACAA
ATGTCAGGTGTTTTTATGAGTAGAAGGTTGTTAAGGATGCCTCTATGAGAGAGTCAAAGGTTGGGGTGGGT
AAGAGAAGGAAGTCTGTGCCAGGGAGGTTATCAGATGGGAACCTCCCATCACCCCCAGCAGGCTCTGCAGCC
ATTATGATGACCTTGACACAACCCCCACTGTTACCCAGTGGAGTGATGAAAACACTGACTCAGCATAACGAGGAG
GTCTCATGTCCCTCACATTAAGAAAACTGCAGAGTCATGCTGTTTTGTCTCAAAGTGGTCGACTGGTATGATAT
AAAGTAAGAGGTAAGCATTATTAACCAGTACTTTGATTTGATAAAAAAATAAATCTATTGTATTTCACTCTT
TTACATTACTGAACATTATTAACCTATTATACTCATTGTTGTTTTATATTGTATTGTATTGTATTGTATTG
TATTACTTTATTAATCCCACAACGGGAAATTGCCTTTTCACAGCAGCATTTTACGTGAAATAAATAAATAACA
GATATAAAAAAATAAATAAAGTAAAGTAAAGCTATGGTATGGTGGTAATTTGAAAAATCAGAAACTACAAAAT
GATCAGGTGTTGTAGAGCTGCTGTAGGAGCTACTCATGACCCACAGCGTCATGTAGGGGGTGTGAGAGGTGTT
GTCCATGATTGATGTCAGCTTCACTAACATCCTCCTCTCACCCACTTCTCTATGGAGTCCAGAGGACAGTCC
AGGACAGAGCTCGCTCTCCTGATCAATTTGTTGAGTCTCTATAGGTGGTATAGGTTTCAGATTTTATGTGTTGT
TGTGTGACCTCACCTGCTGCAGGTAACCTCACTGCTCCAGGTGAGGCTTGAACCTACAACCTCGGCATCAC
TCTGCAGGTTACTGTCTTATAAGTACCGCGCGCTGACCGATTGCGCCACTGGAGCACAACCACTGTCCCAC
TATCTTGATTATGCCACACTACTGATAGGCCTTGTCAAGTTAAATTTGGGTGGAGCTGCTGGGAGTTTACTG
AGGTCACCACCATCAGAAAAGATAAAGATTGAAGTTTTCTCTCCCTGAACAGAAATAAAAAATTAATAATATA
AAACAGGACTCCACAGCAAGTGCACATCCACACTGTCATCAAGTGGAACAGCGGTGTAGGTAAACCAGGGAG

GGTGTGGTCTCTCCAGCAGTTAACTTTTTGTTGTCTTGTGAACCATTTAACCGTTTGTTCCTTCCTTTTCTTT
CACTTTGTGGAGCAGGGAGGGAGGTTAGTCCCCTGGGCGAGATGCTTTTCACTGCATGTTGTGGTTAAAGGTGC
TTGGACACTCCACTAGTCTGTCTATTTGCTGTGTTGCTGTGAAGCACTTGTGGTGGTCAGTACTTGAAGTTCT
CTTAGTTTTAAAAATCAAACCTTCTTTAAAAAGTGTTTAAAAGTAGTTATATCTATATATAACAATAAGGTTG
CAATGTGTCTATATATATGTCCAATACAATAAAACACTTTGACAAGAGGTCATTCCCAGAACCTTAAGTGTAC
TTTAGGTACATTGTGCTGCTAATACCACCTCCACTGAAGTAAATCATAAAAGCAGAACTTTTACTTGTAAATGG
AGTATTGTTATATTGAGGGAGTACCCACATTTACACTGATCCATCAGTGGGTCAGTTTATAGAACTTTATGAT
GAAGTAATTGTTTTCCAAAAGCTGCTGTTCTCATCTGTTGACTGGAATCATACTACAAAAAAGTCCACTTAA
TAAAAACTTCTTTATTACTCCACAAGGTGGAGCTGTGAGGTAGAGAGTTATGTTTCTTCTAATACCACAGGAT
CTTTCATGATATTAGATTCTGCAATATATATTTTTGCTGATGTAGTTCATGTTAAATCAGTACTTAGGGATAT
GGACTTAAAGGATGAAGATATATGTTTATGTGTGATATTTCTGAAGAACTTCAGAATTCACAGTTTTATTTG
TTTGTCAAACAAATAGAAGAACAACAAGACTTATAATTAATCCTCCGGTAAAATTTCTGATCCAAATATTCTGTCA
CAGCATTGTATATTGGTTTTGGACTGGACTTCACAGTGTGTTAGCGGGTTAATTACATGCCTGAAGAAAAGTA
TTTCATATTTTTCAATTTAGTGTAGTTTGATTTATTGTTGTGGCCACGAGTTACAATCACTGTAATCCATCACA
GTGATCATCTTCTTCCCAAAGGTTACACTGTCTCATCATGTGGAAAATGACAGGCCTTTTTATTTTTAAAAAGT
CTGCACCACATTACCACGCTCAAACACCGCCAAAATAAAAAACAGATACAGTCTTAAAGTCGGGTGAATAGCTAT
TCTACTATGTCCCAAGGCTCTGCAATTTGAATTTTCATATGGAATAATGGATTAACATTTATAATTAATAAAA
TATAAGTTAAACACTTTAGTTTTTTGTTAAATGGCCAGCACTAAGGTATACATGATTTGCTAAAAATGAGCAAC
AACATGCAAAAATATTAGTATGGTCTTTTTAAAAATAACCAACCAGTATATGACTGTATTACATCTGTTCCCTAA
TTTTTCTCTGAACCTAAACCATTTATTAATAAAAAAGTTAATATAACAGCAAGAATCAAAGACATAAGGTGG
AAAAGGGTGATAAATTCCTCATTTGAATAAACAGATTTCTCTGTAAAGTCTATAAAAAGCTTCCATAAGCATGA
AACGTACCTTTGCAAGTCTCTCCTGTTTTCTGCCGAGCTGATTATCCTTAAAGCTTGTTCCTGCAGCTACG
CATTGTAATCAGTTTTTACAAAAGGAAAGCAGTTCTCTGTATGTCCTGCACGTAATGTGACTCTCTTTCAGTG
TGCAACACAACAAGAGCAAAAGAGTGTGTCAGTAAATAGTATTTAGAAAACAAGCCTTCATTGCATAAGATGCA
TTTAGGCAGACATTTGTATGTACGTATATATGCACCTGTGTGAAGTGAGTGTGTGTGTATTGTAATGGTT
TAACCTGCCAAACATCCTGAAAAGTTCGGCTGACAAAACAATACTAAAAGTAAAACAATAATGCACCAAACCT
CCAAAGACACTCGACCCGAGCACAGGCGGTTTTCTCCTGTCTTTACTGGTAACTCACATGTATAAAAAGCTCAG
GCCAGTCCCCTCCAGCACTGGCCGGTTTTGTGCAAAAAGTTTGCCAAGAGTGTTCCTGTGCTGGTCTCCAGGA
CTTTAAAGCTGAATGTAACCGAGCAACTTGGACCTAAAACAGGCAGAAGGAGGAAAACACAGTCTCTCTGCAATG
CTCAGGACACACAACAGACACAGATGCTTACCCATTCTCACTTACACCTTCACACACACACACACACACACA
CACTCACTCACACCAAT
GATAGCTTCTGGAAGGCTTGTCTGAACTTTCCACATGAATCATGTATTTTTTTTATTTAAGCATTCTTGT
TAATCAACCAGTACTTTGTGTTAAACAGGATGGGCTGTTTTGTTATTGTGTTATATTATATTATTATATTC
ATATAGATTTCTCAGCTCAACCCTAATATCAACCTAAAATAGATAATGTAACAATCACTTTGCAGAGCCAAA
TCACACATGAGGAGTGGAGTTACAAATGGCCAAAATCATGACAAACATATCAAATGGTGAGTCTGTTTACCA
AGCTGAGCAGTTATTGCCCTGTCACTGAAGCTAACAGGTAAAGGTGGCACATGTGACTGACGACATTCCCAT
CCCATGACACCTAGCCTGTAGTTTTCGCGCAGGTCTTCTCACTTGCCTATGTAAGAGTGAGTGGCTAATGGT
AGTGCTCCATCCAGTTACCCACTCCCAGTGTACTACTAACAGACATTAAGGGGGGAAGCAATGCTCCTATGA
TGCTATTAGTAAAATCTCCACTTCTCCCAAGCTTGATCTTCCCTTCCATATACACACTATGCACATTTCTG
CATTATGTGTATTCAAATTAAGTTAAAATACCTAAAGGTAGCAAGTTTTTTAGTGATGCTCCTTGTGTGCTG
CAGAGATCAAAGCAGTAAAAACATACTGTATCTCTTTACATATGTGCACACACACATCTGTTTCACTAGCAG
TGGTAGAGCTATTGCAGAAAACCAGATGCTTTTTTAAATTAACTGGTCAGAAAATACAGATAAGTGTCTCATT
CTTCTTTCTTTGCTTTCTTTTTTTTTTAAGTGGAAATCAAGTATGTGATTAAACACTGAACTCAATGGTCT
TGTGAGATAAAGCAACTGGGGGGTAAATGTGATTTAATCTGATTGTTTGGGATTTCTTAAAGTGAATCTTAGG
AAATCATTGTCAGGCATTTTGGCAGCATCCTTCCAAAGATAAACAACGTGTTCTGCCAAAATGACTGCAAT
GTTATTAATGATTCACAGAAGTAAGTACTGATGACTTTCATCATAATACGCTGGAATGCATTTGTGTAATTAT
GATTTGAGTTTGCAAGTCATGTTACACCCTGAGCAAAGTAATGAGTTCATGATGGTACAGCCAGATGCACCTGC
CTGTATTTAAAACGTCTATTGCCATAAGGCGTGAATTATAACCTTTAATTTTTTCAGGTATTATCACCACAC
CAAAAGGGGAAAATCATCCCTACCACACCCAGAAACACCTGGCCAGGCTTGATAGCGAACAATCTACAACCA
CGAAAATGATCCTTTGTACCGAGCCGTATCTTTTACATCTGACGACCACATTGTTGCAGGGACTGAACGTTG
TGGTGAGCGGTGCTGATGAGTGATGGTGGTCAGATGAACCTTTAAAGGTGGTGTGTGGCTGTGAGGTGGGTG
AGGGGTTGAAGGAACAGGACACCCACCCTGCAGGGGAAAACGGTTTACGGGAATCCACAACCTGCAGCACCGCC
CAGCAATGCTGAGAGAGTCTCCAGGACAAAACATCAGGCTAAAGTAGACAGAAGGCACATGCAGCATTTCAG
AGGGACAAAGTGACACTGCTATATATCAATGCATGAAGTTTATTTAATGTTTTTTTTTTTTTTTTTAAATGGGTCA
GTTCTGATGTGTTTTGTTTACGATTTTCACTTACTTTCACCTGCCCATGCTCATTGTTGTCAGTATGACAAAC
AGTGTGGTTTTAGGGTTAGGGTTGAGTAAACATGGAGGAAAACATTTACATATTCTAATTAATATGTATTTAA
ACTTGCTTCCCTGTTTGTGGTCTGTAGTAGACTAGTAATAATCATGTGTATTGTGTCTGGCACTTCTTTTC
CACAGAGTTTTGGTGAGTTTAAAGTTGCATTATCATTCTGAGGTTATGAGACATCTTTGAAGATGTGTAATAT

CTAAAACAGCTCAGAATTCTGCTTTAACTTAAGCCGCAATAAATACCTACAGTATCTCCAGTGATGAAGACAA
TACTTCAAACATAAAATTTGCTGTCAAGAGCAAAAAGTGAGTAATACTTAAAGTTTTAAAGGACCAGTGTGTGG
GTATAAGTGACATCTAGCAGCGAAGTTGCAGATTGCAACCAACTGCGGCCACCTTCCAAGTGTGTAGGAGAAT
TTACTGTGGCCAGAAAATGTAAATGGCTGTATCTAGAGCCAGAGTTTGGTTTTGTCTGTGCGAGGCTACTGTAGA
AACATGGTGGTTCAACGTGACGGAAGAGGAATCACTCCCTCTGCAGATAAAAAATGACTCATTGTAAGGTCACG
AAAACACAACAATTCTTATTTCTAAGTGATGATACACTGATGAAAACATACCTATGAATATTATATTATATTT
CTGCCAATAGATCCTCCTAAATGTTACACAATGGACCTCAAGAAGTCAAGTATACTTGCAAACCCAGTGAGTA
AAAGAAAAAATATCCACAATATTAATATTTTTGTTTTAGATTAGATAGATACTATAGATGGAAAATACAGTAAA
CAGATTACCAGTCTTTGCTACTCCTGAAGTGTGTAACCTCTTAATTACAACGAACCTGTTTTGACAGGATG
CACTCGCCCTAACTCTTCCCTGCAGTTGCTCGGTATCACCCTAGGCGGCACCGTGAGGTGCGGCCGGCGGAGC
GGCAGTCAGTCGGTCAGTGTCTCTCATCCAGCGCGCGGCGAGGCGGCGGCAGCGGCAGCAGCGTGGGCGGAC
CGGCAGTCACTCCACAGTCAGACCGAAAGTCTGTGCCGGTGAGGCGGGTGGACAGCTGCAGAGGAGCCGGTGT
GCCTCACTCAGAGCAGAGGTTTTAACTCGGCTGATATTAGACATCTTTATGGCACGCGAACACCGCCCTCACTA
ACATCTGGAGCTCGCGCCTGATAGTGAAACTACTCTTCCCTCGTGCCCGCGGGATGTGAGGCAGGTATATAACT
TATGAAGTGACCGGCCGGCGTTAGCAACTCACCGGTGGAGCCGTGCGGTGCCGTACTGGGCTGCAGGAACCGGA
CTCAGTTTGAAGGTAAGCGAGGGGGAACACTGGGTGTATTTACCGAGCCTGGTTCGCTCTCACACCGGCTGT
GAGTCTGTGCACTCCTCGCTTTTTGTGCTTACCGGTGCAGGTTTTGCAGTGTGTTTTATTTATTTATTTATTTA
TCTTTTACCGGCGCTGCAGCACACTGGGGTTTTCTGGGTGGGGTCTCACGGGGGGGGGACACCCATAGGTGAC
AGTGTGCTTAATGCACGTTGGTCAGTAGGGTAGAGTTTTACACATGTGCGTTGGTTGCCTTTCAAATTAATA
CGTTCTTGTAAATCTTGTGTGGTCAGGTTGTGCATGACAGGAGTCAAATGCTGAAAAGTGAGAGGAACAGGTGTGT
GTGTTTGTGTGGGTGTGTGTGTTGTGTATGTGTGTGACAGAGAGAATAAAGCCACACACACACACACACACA
CACGCAAGCACAGGGTCTTATTGCCAGGGGTAGCCTTAGATTCAAATTCCTCCTTCCCATGATTCATCTTCAT
TTATTGATGTCTTTCTCTACTGTATGGAAGGCCAAGGCTTGGGGAGCTTTATCAATCTGGATCCAATGAAGTG
TCTGTGTGTGTGTGTGTGTGTTGAGAGTGAGAAAAGAAAAAGAGGCAATCTGTATCGTTTT
AACCCACTGGCAAAATCCCTCTATATTTCACTCTAAAATGCTGTAATGAATCAAGTCAAACACACACACA
CACCCACACAGGTTAGAGAGATAAATCGATTTGAGAGGGCTTACGGCTCCGGGGCTGCTGAGATGAAAGGGG
CACTTTCTTTTGCTGGCTGTGCAGAAATCCCAAAGAGACAATTAACTACTGACCCGTGTCATCAAGGATTTG
TTTTGGCTTCCCCTTTGGAAAGGTGGTAGGAAGCAGACTTTTGGGCCAGATGGCAGGAGCGCACATACACACA
CACACACACACACACACACACACACATACACACACACCTGGAACAGCCAGTCAGAGTTCCTTCTTAGGGAGAC
CGGATTAGTGGCCAGGGTTTTGAACCTGTGGCCTGTTAATGATGAGTTAACTGACACACATATCAGTTTGTAGG
TGCTTACAGACTCTGTTCTTGTACACATTACCAGCATTCCCGCCCTTTTTTGTAAAGTTAGGTATAGAGTTTAG
ATGATGTAAGTACTTAAATAAAGGCTCTAAATAGTTCACCTGTTGCTGAAGTGCCACAGAGACTGTTAGCTG
CTTATTGAATGTTTTATTTTGGAGGGAAAACACAAGTCTTTCAGTAACCACGATTTGTTGAACACTGGAATAT
TTTCTGCAAAAATATTCAAATATTATAGCAATCTGATTCAAATTTGCAAACCAATACCTCTGGCTTTACATT
CAGAGTGATTTATTGTTTTTACCAACCAATCTCCAGTTGTTTTAATTTTGCATGTAAAAGCTTCAAGTCAA
GGTGACAATTTTAAACATCTGTTTTGTCCGATCTACAACTGAAGATCTTTGGGCCAAAATGGTGTATTCT
GCACTACTGAAACACAGCTATTAATATTATATCCCATTCCCTGCAAACAGATCCTTTGAAATGTTACACACTGG
ACCTTTAATTGTGATCTGAAAAGCAGCACTGCTTGTGAAAATCACTTCTTTTTTGCATTAACAGTGTCTGA
CTTTGACACTTAAAAATTACAACCTGAAAGTCTTCTCATTTGCTGAAGACAAAAGTAGAACGCACTCAATCAC
ACGTAGCTCTAAACAGGAAGCTGACAGCATCTCAGAAGATATCTCCTCTGGTGTGAACCATCGCTCTGTGTAC
GTAGGTGTAATATGGTAGGTGTGTGCGTGCAGGCTGACATTTGTCAGGTGTGTTTTATCTCTTCGCTTTTT
TCCTCTGGTGCAGTGCAGGCTCTGTGTTCTGCGTGTGTTGAACAGGCTGGATAGAAAAGAAGCGGCAGTGACAG
TAGTGGGTTTAAATTCATGGGCTGCTGCTCTTAGAACTGAAATGCACCTTCCCTGTTTAGAGTCCCTCCGTCGGG
GCATCAGGGTGGAAAAGTGGTTTTGGTTTTACAGGAGCCCTCCAGCATTATCAAAATGCATTTTTTTCATGGCAGT
TTGCCACAAGTGGATCTTCTTCAGGGCTTACAAGCTGCACTGTTTTATCTTTCTTGTGTTTTGTGCCACTACT
TGCACTGCGCAAGTCCTTTTTTCATCTAGGATCTGCCTGTCAAGAAATTCAAAATAGAATTTTACTCAAGTT
TAACAAAAGCAGGAACAACAGCATGTATAACTGTGAGTTGTACCAGGAGATACTCTCAATATCTTACTCAG
CTTTAAAATGCTGCAAATGTCTGATTTGTTCTACTCCTCCTAAGGGACATAACCCATATCCAAAAGTATTGGT
ACCATTTTGGTTACGTTGTTTTTCTCCTTTTTCTTTTTCTTTTTTAGGAATTTTGAATAGAAAAGAGACGGG
AAAGGCAAGGGGAGTTATGTCTTATGTTTTGAAAAGATGGAGGCAATTTGGACGACTGTTGAGTATTAACAA
GTTATAAGAATGTGTCTGTGAGTATTTCAACCAAGGAGAGTGTACTTTCATATATCTTTGTATGCT
GACAGTCTGAGCTACTGGATACCTGAATTTCTGATGTTATAATTGACTTACGAAGTTTTTTCATCAGTTGTCTTCA
CCATGCTTATTGATTGACACTGTGGCAGAAACCACAGTCCATCAGAACCACAGTTTTGATGTGCACACATGT
GTGGAGTTTTCTGTGGTTATTTGCAACTAAGTAGCGCTGGTTGCACAAATTTATGATTGACAGTGACGTCAT
AGCTTCAGCAGATGTGCGTTCTCCAGCTGCCGCGGGCAAGGAAATAACTTCAGTGCACGCTATGAAAAGTGAA
ATCCTTTTTGCTGCCAAACAACAGACATCACGGTGCAGCTTTTTTGTCAATTTACATCAATTTGATAATGCGTGA
TTTTGGGCACACTTTGAGATTCTGCATGAAAGATTAGCAGTGTGAGGACCGCTACTAGGTTTTTGGAAACAGAC
TGACTGACAGGTGATGGCAGGAGTTATTGCGTCTGTCTTGCAGTTTTGTCTGTCCCCGAAAGACCAAAGATC

AAGATTTGAGCTCATCCCCAACAACTCTGGACAGGGATTTCTTTAATTCTCTCTCTCTCTCTTTCTCTCTCTCTTTCT
CTCTCTCTCTCTCTCTCTCTCTCTCTCTCATCATGTCTCTGGGTGTTTTTTTTCTGTCACTGTGTTAGGCTCACT
CTGTATTTATTTATTTCCCCCCCCCACACACATCATCATGTCTGTATCAAACCAGAATGGCCCCATCAGCGTG
ACGGATGCTGCCAGAGCACTCGCACAAATCAATATCACAAAAGAAAAGCTACAAAGCAAGTTCACACACGCAC
ATTCTATTTTTACTTCACAGAACAAAAAAGCAAACAGTAGATCATCATATTTTCAGAGATACTCATCCGT
TGTATTGCTCTCTGTGTTATGCATATACACTTACAGTTACATTTGCATATACATTTACTAATCCTCTTTGGAT
TCCATTAATCTTAAGTCACACGCTCACCCTGTGTGTTGCTGGTTAATTTTTCTTTCCAGTCTAGAGATAG
AGACAGAAATAGGACGGCTGTAGGAGTCCATAACAGTACAAAAACAGTGTGCTGTGCATCAAACGGGTTGACAA
GGTTATAGTGAAAGATCAGTGACTGTACAGTGAAGCATGGACACTCGGGTCACTGAGTGGTCACGAGTGGA
TCGTCAAATGAAGGGTTGATGAATAATGGGCAGATGTACTGTCATGCTTTTACTTTGAAATATTCACCGTTGC
ATGAAAAGGGTTTACTGTCTTAGGAATGAAGACTCTTTGAAGAGCTGACTGGCACTGGGAAAGATACTGGAT
TGCTTTTAGGTAACATTTCAAAGGTTTATCCATTACTTAATGCAGTGTATTGTAACCAGCTAACTATGTATT
ACTTTAAGCTTGCTAACTGATTGCCATGTACTCTCAGTTGCAATGGTGTTCAGTTAGTACAGCTGACTCAGAT
AAAAAAAAAAAAAAAAATCAGATCAAATCATAATTTATGTTTTTCAAATTAGCTGCTCTTATGCAATCTTTCCA
TGTGCCCCCTGGCAACTCCAAAATTATCCCCTGGTTGGAACTATTGATTTGAAACGTTATCCCATTGTCTTC
AGCAACACATTACACAATTTCTTTATCAAACACAATTTTTTTCAAATGTTCTTGGCAACAGGTCCAATGAAA
AGACCAAACCAACTATGATATGATTCTACTAGTATTGGGTGTTTAGGTGAAGCCTTACCTAAACGGACCACA
TTGTTGCCCTGGGCGACATGTTCCCTCACTACCATGAAAACATGCAGTGTAGTTCAATTTGTGTCAACGCCAC
ATACACTGCCCGCCGAGTACAGTCACTCGAGCAACAAATGCAATTAATATGCAGCAGGAGACAGTCCCTAA
CAAATTTTACTCCCCTAAAACACTACAATGTCCGGCTGTGTTACATGCCGGTACAGGTTGGGAAATCACACAG
TTTTGAGAGATAAACTAGCACGCTTTAGTATATTCATGGTGTGTTGTTGACAATGAGGAAAATATGGAGTAATG
TCAGAGAGATTTGTTTGTAACTTTTCTAATTTGACATTTTGCATAGGGAAAATCCTTCAATAGAAAACCCAT
TGTGTTTTGCTTGAACCTTGTAACAAAAGCCTGTATGAAATCAAACCTGCCTGTCAAAAAGGAATTTAATCT
GCCCATTATGTGGCATATACTGGTCTCCAACTCTTCTTCGGTGTCCATTTTATGACAATGCTGTCCCAAGGC
CAGTGTCTCCTCAGAGACTCCAGACTTCTCTATGAAGATCCTGAATAACTCCTCTGTGTTTCTTTGAAAACC
ACAATTATGACCTCCATTTTTCCCCTAAATCCTCTTTTTCAGAGCCAATTTCTCTCTCCCCCGCTATCTTACC
CTCATGTGGCATCTGTGGCAATTACCATTAAGTTTTCATACAAGGCCAGCCAACAGAGGAAGCTGTTGTATT
AGAGCTCGCAGCGTGAGTCTGCTGGCTGCGTAGAGGGACGGCAGGAAGGAGGGATGGCGGGAGGCATGGATGG
CTGCTGAGGAGGTCTATTCATGTCTCCAGGCGAGGCCATACTTGAGTAGACACTTATTGTGACGGTGACCTTC
CTGTCACCACGCAGCTAACACAAAGAAGCTTCATATGGAGGTCAGCTGAGATGCTCTCTTTGTTTCTCATCCT
GCTTGCAACTCTGTCTCTCTTTCCATGTCTGCTGCTCTTTACAACATTATATACTGTTTACTGTATACTGTT
TGTTGAAGTCTCCTTATAATATAACAGCTATCCATTCTGAAGTTACAGATTTAAGCAATTTAGCATAACAGGG
TTTACTGACTTACATTAGAAGACAAAGACGATTCAAATATAGTAAAACCTTGTGAAGTGACGGCTGACGGAGT
TTATATTAAGCCTCACTATGACAAGAGGAGTGGCTGCATGACCTTAAAGCCTATGTGTGATAATCAGAGGTCC
TGTCTCACAGCAAAGCACGACAGTCAATCAGCCGTGTCAGTGCAGTTAAGTCCAGTGTGCGGCATTTGTTG
TACAGCAAACCAGTGGAAATATCTAGAGTGGGTTTCAAGTAAATTAATCTCACACTTGACTAGCGACCCAGGAT
ATATAAATGTTTATTGTGACTGTGCAATGATGAAGCTACAAGTCAAGTCAAGTCAAGTCAAGTCAAGTCAAGT
TCGCCACAAAATGAATCAGGATTTGCGTGCTTGCTCATAGCTTGTAGCCTGTGAGAGCAGAACATTGCTGGTT
TAAATCCTTGGCTAGAAATGACTATAGTGGGAAAGTCAAGTCAAGTCAAGTCAAGTCAAGTCAAGTCAAGT
GCCTTTGAGAAACCTCCAGATCTGCTCAGTAATCAATGTAAGACTGTGTGAATATGTATGAGGGCAAAGCTGT
CTCTCAGTAATTAATTTATTTTTTACTTGATGAAGAAATAGGCTAAGTTTATATAACCAGAGGGAAAGTATAGTA
TATAAGCATGTAGTCAGGGTGGATGGGGATTGTACAAAGCTGAGGATTTACCAATCCCCTTTGAAGTTATATT
TAGGTTAAAAAAAAGCACTTTGGTCAAACATTGAGGTGATGATACCTGATCAATACGTCCAATATTCGCTCT
TCTTTTAGCTCGGTTTTGGTCTCCACCAACTCCGGAGTTTTGTTTTTAAATCCTCCACTATGTTTACCAGCTA
ACTGCTAATTTTGTGTGTGCTGCTGTGTTGGGATGTAGCATATAGTCAAGTCAAGTCAAGTCAAGTCAAGT
TGAAAAATATTGGTGCCGCTGGGAAGGATGCTGATAGAAGCATTGAACCACAACAGTGACATTTTGGGGTCTG
AAAACCATAACAATGAGTTGAAAGATGCTCAAACGCTGGATTATGGACACGGATTATTGCTGTTTTATTGTTA
GAGAAAGATTGCGGTTTGGGGTTAACTCGCGATAAAAATAAATGCTTCTGTGTGCTTAAAGTCAATTTATG
ATATTTCAATATTTAACTTAGACCACAATCGTTGCTAAACTTTAACAAGTGCTGCCAACCACAAAAAACCT
TAATCATGCTTTAGTTTCCACATGGACAATTTGTATTGCAGATTGCAGAACAGATTTTGAAGGGAAAACAGAT
TCAAATACATTTTTCAGTGAACATTTGGCATTATGTTGATGAGGAATGTAACGTGGTGGCATTACTTTTCTC
CTGTGATTTCTAGAAGACAGGGTTGTGGAGGGAGACTTTGCTCTGGCAGCTTTTCTTGGATAAATAAGTGTGA
GTGTTTTTTGAAAACAGGGTGTTCCTATGACTCATAGGCTACAATGTTCTTATTCTACAGATGTGGTCAA
CATGTGGTCGATCAACTCCCCTGCTGTTATCTTTTCTGCATTTTGGCCAAAACCTGGTAGTTTGGGGTGATA
ATGCCGTAGTCAAGAAACACGACATTGCTGCTATACTGTTCACTTTTGAATTTAGTCAATTTAGACTTCAGTA
AAAACATTGGTAGTACTCATAAAGACTTTTAAAAAGACTTGACCTCCATTATATAAGCCATAATTATAAGTTGA
GTTTTCCCTGTTTTGTTACAAAAGTGTGTTGGAGTTCTGCCTTTTCCGGTGTCTTTCGTGGATGCTTTGGAAGT
CTGTTTGTAGTTTTTGGCAGAACTGCTGCTAGAAGATTGTACATGGACTTCAACAGCGATGTACTCTTCATTT

TAGAGCACTGGTTTTGTCTTGTGCATCAGTGCTTCATCCCAGGGGTAGAAGTCTACCCTATACGTGCCATGTGA
GGTCCATTAAACTTCTTTTTGCACCTCTAATATAATCTATAATACCTGGTAAATCTCCTCAGGGCACTGGGGA
CTTGAGGACACTTTGGCCTCAATTACTCTACTGCATAAGAAGATAATGTTGAGAGGAGATATCGAAATACAGA
GTGAAACTGTGACAGCAAAATATTTCCAGAACACAAAAGAAAACATGTAACAAAAAGGAAATGCTTTTCACTTTT
CACAAACCAAGTTAAAAAGAAAGGACAGAAGAAAAGAGATAATTTTTTTTATTTCAGTAGTAAAAATAGCACG
CAGGTATGAACTTGCTTTTCTCTTTTTGTGTCACTGTCAATTGATATGCATGAGTGTGTGTGTGTGTGTGTGTGT
ATCTGTCTGTCTTCTGGAGGCCATTCTTGTTTTTGATTGAGCAACACAATGGGTTTGGAAAATAAGAAAAACAA
CATGTGTACACAGAAACAAAAAGGAGTGAGAGAGACAAAGGATATGAAGCATATGAAATAGCAACGTGAAAGG
CAAGAACAGTTCACATTTCTGTGAGAAAATGGAACATAACATACCTTCAGGCAGTTAATTGGAGGTAATCAGTGT
TAGCAACGCTGAATGAACCTGGTTGCTTGGAAAGTCTTTGCTGTTTTTGGCCCGAAGGGATCAATTTGCCTCT
GCAATAGACCTTTTTTACAGCAGCCATTTTGTATGTGAAATAATAGGGTAAACACAGTTGTTAGCAGTGATACC
AATTAAGGTTTTTATTCCATTTCAGGTCAAACAGAGTCAGGGTGTCTGCTATTGTACATGTTGGCTCACTGGAAAG
GCTCTGCTACACTAAATGGAACAGAGCATAAAGTAGTATAATTAGTAACACCTGTGTTTACCCTACTATTTAA
TGTCAAAAATGGCTGCTGTGAAAAAGGGTCTATTTGTGCTAGTTCAAAGGCTCTTATTTAATAAGCAAACCTTA
GAAAGCGTTTTTTAGGTTAAACTGCAGCTAATTTGGAGCACATAAACTGAAATACAGAAGGGATTGTAGGAC
TGCTGTGCTTCATCATTATTGGTTTATAAATCATTTCATACAGATAATGCTGCATTTATGTGAGATGCCACA
TTTTATATCTCTATTACCTTTTGTATCGCTGTTCCCTCTGCCTCTCTCTCTTTTCAATCCCTCATCTTCTCTCATC
TTCATCATCCTGCTTCATCCTGCAGTCTGTCAACAGCTACTACTTTATAACACTCGACTGGCAGATGGGAACC
AGACATCCTCTCTGCTGAGAAAACCTGCTCGGTCTTACAAGTCCCATACCCGGCGCAGGAGCTGAGAAAACC
ATTATACTCTCTCCAGTGGCACTTTTGGCAGTTGAATGTGCCACGAGGTGTTGGAACAGTTGGAGTGACGAAT
GGCAACGCGGGCTTTTTTCTTTAGGGAGTTTTTCCATTAGTCATTTCTGCTGTATTGTCCACAGCTGCCAGTG
ATTTCTTACTGTTTAACTGTGAAGAGGTAATAAATGAATGTGAAATGATTTTAGCCTAAGCTTTTACTGACATG
TTTTTCTTATTTTTGTTTTCTTACTGATTTTTCAGAGAACTAAAAGCTGCTATAATCAGTATTATTGTATTAACA
ATAAATCAGACGACTGAGTGAATGTGAAAGTGGTCACTCGTAGTGACAAAACCCACAGGAAATTATGACCCGA
CCCGTTTTTAGCATCTTTTCACTTCATTGTTTTGGTTTTATGGCCTGTAAGTGTACTGTTAGTTCAGTCTCACTG
CTCTTATCACTGTTGCTTTTTCAGACACAGCAGGCAGTACAATAAAGCAGACAAAAGTTAGCAACTAGCCGGTGA
ACATAGCGCAGCATTTAGCATCTAAAGAGACAGATATTTCCCTTCACAGAGCTAGAAGGAGAGGGAATTTTGG
AGTTAGATTCATTGGGACACAAACAGCACCCGAGTCTGTAAACTGTTTGGAAAGCAGGTTTAGCACATCAAAAT
TGAAAGGTGAACATGTATACAGCTTGTTCCTACTGCCCTATGTGACCACAACAGCCAGTTAGTGCAGGTTTA
AAGCTGCTGTTTAAACAATCTGCAGAGCATTGTGTAGTGTGCGAGAAAAGTATCTGAAGATATGTCCGAGCCGT
TGTCGTCACACACGGACGGGAGGGTTACATGCAGTGTGTCTCTGCAGCTTCACAAAACATAAACCTCCCTT
ACGGCTCAGGTAAACGAATGCAGATGTTCCGGTATGAATTAACAAGCACAAACATGCATGCGTATACACACTTA
TGCACACATAGTCTGCAGTCTTTTAAACCCTGCTGCAAGCCCACACAGTGAACACTATGCAAATGGGTGTACAT
GTTGTTTAGACATGCATGCACGAGGTAGGCAACTGTTTTGACCGAGAAAAGTAAATGTGTCTCTTCCACATCC
ATCTTCCCTCCACGCAGTGTGAGGCTGTTTATTCTCTCGCTGCAATGGATTTCTGTTGGTTTTTTTTGTCTTT
TCAGTTGGTGCAGCTTGTTTTTTTTTTTTTGTTTTTTTTACTCCTCCCTTTCTATCCCTTTGCTCCTTTTCACTA
CTCCCAATATGACATAAAGTCTCTGCTTTTTTTCATCTCTCTCCATCTGTTGTTGTATTTTGTCTTCTCTCTG
CCTTGATACATAACCAGGTCACTGCAGAAGAAGGCAGGAGGCCACAGCTCATGTTAACTGTGGTAAAACAT
TTCCAGCCCTAACGAAAGCATAACAGAAGTTTTGAACATTTATATTACCAGCACTGACCGTCAAATTTGATG
TGTTAGGACTGTTACAGGTGCCAGCAACAGTCCGCTGGAGGTTTTATTTGATAGCAAGACCTGAAAAGATCAT
GCTCCTTTTTTCTTACTTCTCTTCCCTGTGCAGACTGCTTTGTAAGAAATGTGTGGGTGTGAAGTGACGTGCA
GCGGGTCGGGGGTTTTGAATATTTGTGAGATAGAAAGCCACATGTCAATCTACAGTAGGAAACACTTAATAGCAG
TAGCCAGGCCAATCCTTTAATCATCTCCTAATGACTCCATGGGAGTCATTTCTCACTGTGAGAAAGATCTG
AGACTTATTATTATGAAAAAGCAGGAGTGGAGGAAGTTTTGGCTGTGGATTTTAACTTTCTCTGCTTTTGGCC
TGGTCCACGTTACCAATTAATCTCTCCTGCTTAGACGGCTGAGTGGTAGAGTAGAGAAATGATTGCGCCTA
GAGACAGACAAAGCATGTAGGACTGACCTTGACCTGCTCTGATTGTCTGTGCTACTGTATATCTCTTAAGCA
GCTTTTTTTATGCTGTGCCCTTATTTATTAAGGGCACAGCATTAAATACATCTTTCTTAAGCGTATGAGCTTTA
GATTCAGCTCGCCCAAATTTTAAAAACACACAAATGATTTTTTTTATTATGGGTTAATCTTACAGAGTGAAT
GATGATATACTGTATTACAACCAGCCTGACCTCCACAACAGTGGTTCTGATGTCTATCATGCTACAGTAGGCA
GTGAGTGGAGTGCATGGCACTTGGGCTCTTAACAGGAATGTGGGGTATTTTCTATCTGCAGTGGAGCCACAC
AGTGAGGCAGGTTGGACACAGTTGCAGAGCTAATTTATGCTAATTTATTATTTTAACTTCTAGTACTTTGGTA
AGGGAACCAAGAAGTTAGCAACCACAACCTTGACAAATTACTGATCATTGCATAACGTTGCAGAGTAGTTGCT
ATGATTGCACAAGTGCCCTCAAGGTGAACCTTATGTACCACACTCTGACCAACTATAATAGCAGATAGCATGCT
ATTCCAATTAGCTTGCAGCTTACATTTAGCATTTAAACATCAATAAAACCATCACATTCATACTTACTGTAAA
CAAAGGATACCGCCAGTGAAAAGACCAGGTTGTATTTGAATTTGCTGGGCTGTTTTTATGGCACAGAAGAGAAC
AGGGTGAGGGCACTGTTTTTCTACTGAAATGGATTCAAAGCTTTTTTAGAGTTTCTCACAATGGCAGATGTTGC
CAGGATTGAAAGGCAGATGGAAAAACACTTTGAAAGTGTTCATCCTCTTCAGTAAAGTGAATGAGAAAACCA
AGCGTCACCAGGAAGTGGGTAGGGGATACAATGCTTCAAAGGCCTTTTTTGTGAGAGGAGGTACGAGACTTTT

TGGGAAATATGGACTTAATTTCAAGAAACACAAGCCATGACAAAGATACTGGCTTATATGAAGCTATAAATC
TCTCAATCAACATACCGAGGCGTCACATTTGACGGTATGCACGTATAAAAATGCTACTTATACAGTAGCTTTC
AGTAGCTGCTTCCCTGTGTGTGTGGTTTTGTATGCGTCTAAGTGGGTAGGGACTTATGTCAGCACCCCTGTGCA
CTGATGTGTGTGCGGGGCATAGGAGCACAGTGGCTGATCGACTGATGAATTGCTCACTCTCGCATAATCTGTGG
TAACAAGATGAAAGACAGACGCCACAAGACAATCAAAGCAGCATTAGACAGATGGCCTCAACTCATTGTGAA
TCTGTCAGTAGATTATGGAGACTAACCAAGCTCTTTAGATTGGTGTGGCATTTTGAATTAGTGTGTATTGT
GTAGTCAGTGGCTGTTACCTTTTCACCTGTTGTTTTGCTGATAAGACTCAGTCTTACAATTTCCCAAATCCCAT
TCTCACTTTCCGGGTATGGATCCTGGCAAATAGAATTGAACATCAGATGCCTGATTGAATTCATCTGCATATG
ACTGCAGATATAGGAAGATCAGTGAGTTTGACTTTTCTCTGTAGATGATGTTTGAAAGATTACAGGAAACCGT
TGATTATGTAAAAAGGATGACAATGTTGAGTCATGAAAACCCACAGGAAGTCAACATATTAAGTAGAATTTGG
ATACAATATTAGCCAGAAAAATAGATGAATGCTCCTCTGTTTTCTCTGCGGATGCCATTTATCATTTCATCGTTT
TGCTCTCTTAGATGATGATTTTCGTGTTTCCGTGTTCCATGGCAGATGTTTAATCATTTATTATTTGTTTGTA
TAGGTAGCAGCAGATTACACACACACACACACACACTCCAGCAGGACTCTGCAAACAGAAAGGAAATGA
CCCCTGTGTTATGACTGTAACATCTGGCACAGAGGAGAGCCTAGAGCATAACATGGTCTGTGGTGGGGGGTG
GAGGGTGAAAGCACACGCCATAACTCACAGTTAATCTGTGACCTACTCATGCTTTGTTGCATCAGAGCAAACA
GGATGATGGAGAAAAAATGGAGATGTACAGTTTTTTTTAGGAGCTTGTAGAGGATTTCCATGAGAAAAAAGAT
TTGTAGGACAGATGATGACATATCACGTTCCCTGCAGATCAGAAGCTTTAGATTTATTTCTTTATGCTCAATGT
TAAGTTTTCTGCGTACTGGAAGTTGACATATCTAAAAATTACAGATTTAAAGAAAAGAAATAGTCTGACATTTA
GGAAAAACACTTCTTGCTGAGAGTTAGATGAGGAGATTGATACGACTCTTACGCTGTTCTTAATATGAAGC
TACAAC TAGCAGCCGATTAGCTTAGCATAGCATTAAAGCAACAGAGATTTGTTAAAATATGTACACATTCTGAA
GTGTAAGGTCTGTAAATAGCAATATCCAGCTAAAGTTTGCTAAAATTTGCTAACATTTAGCCTCTGTGAGCTA
CTGGTCATACAGGACCAAGTAAGGCTGTAAACGCATAATTCCTGAATCATGTATTATCTTGATTAACGGTGTG
TTTAAATTGCTCATGAATTTGACTTTTTATTTGTA AAAAGAAAGATTTTTTTTTCTTTAAAAGTTACATAATCT
CACTTTAAACAATAAGAAAATTTGGCTTTGGCGTTGATAATTGGAAAACATATTTCTAACAAAATAACTTTGG
GTAAC TTATGCACGTGTATTTAAAGGAATCAGTTAGATCCCATGACCACAACCTTCTGAAAGCACCATCATGAA
AAAACTGCATATTAACAGAAAAGTTAAATGGACCCAGTGGTGTGTTGGGCAGGTTGTAGTGCCTATTAGAG
CAGAACACTGGCAGTAATAAAGTTCAAACCTACCTGGACTGTTTGAGCATTAACTGCGCGTGAGTCCCCAAC
CAATTAAC TTGGACGTGCACTGGTAATTGTCAGTTTTACAGCAGCAAGTATCTGGCTTACGTAGAGTCTGCAC
AAAAGCAGCTAAAGTGACCAAGTTATTTGACTTTCTCTGGCTCATATACACCGTAAATCCTATCAACATAT
CCTAATAAAAGAAGTAAGCTAACATAAACTTAATCCTCCAAAAAAGGTAAAAAAGAAATCACTCATTCCCATG
AAATAAACCCAACTCAAAAATAAATTAATTAATGACTGACTATTTAAAGGGCTTTTAAATTTGTTTAAAGTA
TTGGTGATATAATTCATTTTTTTCCATTGACCCATTTTTTTAAAGTTCACTTTATATCCGTACAAAAGGGTA
AACCCCAAAGCCCCAAATTAATTGGCTACCAATTTAATAAACGATTAATTATAAATTTGTTATTTAATCAGC
TGTTATGGTAGTGTAAATGATTTGCTTGGAGAAGACTGAGTAAATCAATTTAGGTGCATATGAGTGTAAACAT
ACTTACTAGTTTTAAGTTCAATTAACGTATAAAATTTGGTGAATTTGCCAAGTAGCCTTAATATTAATAAC
TTGAGTTACTCAATTCAAATATTTTTGTTATGCTTACATGTTTGGAAGAAATACATTTAAATGGTTTAAAGCA
ATCGGTTTCCCTCAAAC TATTTGAGTTAAACTAAGTCAATCAGTTTTTACAAGATAGGCTTTTCAATAATGAAC
AGCTGTTGTGCTTGAAAATTCATGTATGTAAAAC TGAACAAGCAAGTAATTCACAACAACCGTGTGGTA
ATGACGGCAGAAAGTTTACTTGGCTGCAGAAAAGTGATTTGCAGAAATCGGAAAGGCCCGTTTGGAATAAC
TAAACCAGTCAAAAACCACAACAGAAGCTCATAGAGCTTATGTGACTGACTAGCACTGTTAGCAGTTAGCTC
ACCAGCTACAGTAGTTACCAACTAGTCCCTGTGAGTTGTCACAACGTCACCAAAGCAAATAATATGCAAAGA
TGCCTGATTCATTTCAATTTCTGGTGTGCCTTTACTGAAATGGTTTGATTCAATTTATGCACTACAAAATAA
AATAGCTAGCAGCTAGCTTGCATCCAAAATATTTATACTACCATACTACCATGAAAAAATAAAAAAACTTTT
CTGTCAGTCAGTATTCTGGCAGTACACGAGAGAGGTTTAGAGAACAAAAGGACAGAGAGAGCAGAGATTAGGT
TTTGGACTGCTTAACATAAAGGCTATTGAATATTAAGCTTATTGACATGCAATCACAGTGAGTTTCCATGC
CACAGTGACTGGGCGCCTCAGCCTCAAAGACCCAGAATCAAGAAGCAGGACAAAATCTTGCTTGGGTGCAGAGG
GGATGCCTTTTTTGTGCTCAGCACGTGAGAAAATGTCACCC TAAAAGCAACCAATTACACCGCTGTTCTGCT
GCAGTCCCCACATCAGTCTGCGGCACACAACGTCCACATTTCCCTGTAATACTTCTCAAAGGTAACAGTTTTC
ACTTGACTGAATGAAACAGATATAGATAATCTACATCGAAATCTTGTCGCTTGGTCAGTTGAGAAATTGACT
TGCAAATAAAATGAGGATTTGTTTTGGACCTTTGAGCTGACTGAATCTTACATGTTTGTGTCCTCCTCCTGAT
ATAAATCTGAGAAGATAAGGGGAGGAAGTGTCAAGCTGTGAGCTTTAAACATGTGCATGACAAC TAGACTGA
TAAATCCCAGCTGAGTAAAAAAGACATTTCTTAGATGTTAAAGCTGGGTAGTTGACTCCCAAATAGTTAATT
TTCTGATCACAGTTACTTTCACTTCCGCTCTGAGAATGAATACCTTGGTATCAGAGAAGCCACTTCTGCTGG
GTGCTGATGACACCAGCAATATCTTTGTCCAATCGGGGGT CAGTATGAGCCTCTGTGGCATGACAGCAGGGCG
ATGTCATGTGGTGTACAGCGCAGGGATTACAGCCCCTAATCTGCCTGTGCTGAAAACCTAACTAGAGAAAAA
AGAGAGAGATCATGATCATGAAGTAACAAATGGCGGATGTCGGAGACAAGATGAAAAAAGAGGAGATTGATTT
CGGACCAGACGGCATCTCTTTCTTTAGCCGATGGAGA ACTACAAAACCTGACGTGTGAGACTGAAGCAAGG
CTGTCAAGTGAGTTTATACACTCTATGGATGTGAATATGTATACTTTGTGCATATTCATAATTTGTATAAGTA

CATCCGAGTGTGTCTGTGCTCCTGTCAGCATGCACACAAACACACACCCGGATCACCACCACAGAATAAGCAAA
GGATGTGGTTATGGATTGTTCTGGTGGAGGTTTCTATTTGCAGGGGTGTGTTTATCCTCTGTGACCGTAAGGG
AACGCGCAGGCTTCCACATGTGACCACAGAGAGACCAAAACACTGACATGGGCAGCAGAGAGGCCAAAAGGAAT
TAAAGTCAACTTTGTGTAAGCTGCCTTTAGGCTCAGTCAACATGTGTAATTTAAACATTATACACCGTGGATC
AACAGTGTATCAGTGAATGCAATCTGCGTCTCTCACAAGGTGTTTGTTTAATCAGGACTCAGAGTTTAAA
GCCACTCTGTCTACTTTTTGTATGTCTTTATTGCATCTTTCAAATCATTCTGCTGGCACACGTTTTTTCCTCCTT
CTTTTTCTACAGTCATGTTAGCGGCTCTCTGAGGCTGTACTCTACAGCTAAATGCTAATTCATCATGCCAAC
AAGCTGATTTTATACAAGTATAATATTTGCCATACTCACCATTTTAAATTTAGCACTTTAGCATGCCAAATTTG
GATAATTATTACAATACACAAAGTCTTGTGGTCATAATGAGGACGCTAGAGGAAGAGTTAAAGGTGGGGTCA
GTTATTCTGGACAAAGATTGTTGATTGTTGAGTCTCATCCCCGGGTCAAAAATACAGATGCTTGGCAACCC
AAAGTGTGGCGACCTTTGGGATCACCAAAGTTATTACAAATTTGTCACTGATATGGTGGCGCAAGAGTAATC
AACAAACACACAGTAAGTTTCCAAAGCAGTTGATAGACCAGCCAATATCGCTCTACAGACTCTACATCTAAA
ATTCACAATTTTGCAGTGTAAAGTGCAGTATCAGACACTGTAGAAGAGAGAAAATACAAACATCCACACCT
CCAGTAACCTCAGTAGATCAGTATGTGATGGAACAAGCTGTGATGTGTTTGACAGTTTCGTTTAACTAAACCG
AAACACGTGCCAGCTCGTGCTCTCGTTGCTCTATTACTCCCATCCATAGCTGAGCAATGTCACCTTTGTATAT
GTCCAAACACCCACCTTTTACTAAGACTGAGAGTCACAAGTTCACACCAGTTCTGTAGGCATTGCTGCACAGC
CACCTGGGACATGTAGGAGATCACTATTTAAATTGACATGGCAATTTGCATGAGAGCAAGTACAATAGAAAAG
AGAATACCATTAAGTGCAAAAATAAGCACCCAACTAACTGTATTTGACAAGTAAGAGTATCCAAAGTGAGATC
TTTCCCTTAAGGATGTAGTGCAAGTGTGTGGGTCGAGGTTTGGAAATCGAGAAGTCCCTCAGCTGCCGGTGTG
AATGTCTTTCAGCTCGTCAGACTGGCCAGAAGTCTGAATGTCCGGCTCCAGCACACGTACGATGGAGGAAAT
ATTGTTTCAGCTGATGGCTTTATGGCAAAAGAGGAGAGGCTGTAATTTCACTCACAGCAGTGAATCAAAGAATG
ATTCACAGCTGAGATCTACAGGAGCTCCTCGATGGTAGTCGCTCAATGCATCTCAGAGCAGATGCAGATGTCC
TATTATCCAGTAAATAGCCCTTCCACTCCTGCTCAATGACTTCCCTTGGCCCAAGAGACATTTTTTTCACATT
AAATATAATTTGATAAAAGTGAACGGGGTGTGTAGACAGATGATAGAGAGAAAACAGACCTGCTATAAAAAC
CTGAGATTTCTTCCATTTTGCCTCCAAGAGATGGAATGTGCTGAATTATCTATGTTTATTATTTGTCTGGAG
CCTAAACTGACTGAGGTAGATCGATTATCAGTCAATATTAGCCTATTGTTGGCTGGTATTTAAGAGTTAACAG
TAGAGGTAATTTAGAAAACAATGTCTCCATTACAGATGCTGTCCATTGTATTTTGTATCAGGTTTTTAATGAT
TTTTTAAAGTTGTATGTGTGTAGCGTGTAGGGATGGCAGACTTTCACCTCGTTGTGCAACCTTGTGTGATCC
TTGTATTGTTATTGGCCTAAAAATAAAATTCAGTATGGGCTCTGTGTTGGTGGCCGGGGGATGAATTTGTGGTG
GTGAATTCAAAGCCTCAGCGCTTTATGCTATTAAGTGAGGAGCTATTCAGTCATGATAAAGTGCTATTGTTA
CTGTGTGGCACCCGGTGACACAGTAAGCAGCAGAAAGGCGCTGAGTCGGTGTCTCACCTGACGAGCTCAGCACC
TTTAAAATGCACAAGTCAACGGGAAAGGAAACGATCATGTTTGTGTGACACTTCGTACCACCACTACAAAA
ACTGCCTCACTGGCTTTCATAGAGACGGAGAGATGTCTCATTGACTTCCACTGAAAAGAGTTAAGCAGGAAAAAC
CCCTTTCACTCTCCAAATGCCTTACTTTACCCATAAAACCATTAACCAGCAACAACAGGATAAGTGGAGGCTT
TGGCATACTGTTCTGTGGCTTCCCTCTGTTTGTGTAGCTCAGTTGTTTCGATCTATCAAGCTCTCTCTGTCTG
ACTGTGCTGTAGGTGGCCCGCTACACGCAGACCACTGATCCTTTTATGAAAAACACACTCAACAGCAAGTA
ATAGCATCCCTTCTGTTCTGCCTGTCCCCGTTCACTGAGGGCACATGTGCCTGTCTGAGGATAGGAGGGGAG
CCTTACCATGAGAAGCCGAGCGCCATCTTGTGGTGGTGAAGCATGGTTACACTACTGGCCTCGCAAAACACT
ACTGTATTGTCTTCCCTGCACAGGCTCCAGTGGCGCAATCGGTGAGCGCGGGTACTTATAAGACAGTAACCT
GCAGAGTGTATGCCGAGGTTGTGAGTTCGAGCCTCACCTGGAGCAGTGAAGTTTAACTGGGCTCTCACAGGA
GAAGGTCTGACAACCTTGACATCAGTGGGAATGAGATTATCTGCAGTAATCAGAGCAGACAGCACTTGTCAAT
GTTGAAACCAACAGAAAGCACTTCTGTTCCCTTACACACAGTCACTCCACCTTACTGTATATTGAATGCA
TTTGAATATTTATATCTCACTAAATTTACACATTGTGAAATTTATCAGCTGTTTCAAAAAGGCCCTTTTTGTG
ATGACACCACATTAATAATAAAGACATGTTCTTTTTATTTGGGGAAAAGCCATTTGGCTCAATCCTCTCTCT
ATTTACCATGCTGTAAACCACCAGCCAACCTAGCTGTGGATTTGTAACAGCTAGTAAGATCACTGCTTCATC
CTGTTGACATGTCAGAGCATCAACTATTAGTTTTACCATTGAGGTGTACATAAAGATATTTTATGTAATCTAG
TGGCCACCTGGTAGACAGGTATGAGATTCATTGAGAATTAACCTCACAAATAAAAATGCATGTCACTCCCCCTT
TCCTGTCACTATTGATTAAGCCCCAAAATAATTAAGAAAGACACGTTTGTGCTATGGTGTGACACT
TTTTTGGAGTAGATGCTGAGGTTGGTGGCAGACTAGTAATTAGGATTAAGCTTTTCCAGGCATTTGCCTCCA
CGCTGTATCTGTCTGAGCCCAGACCATGCAGAGACATGGAATTACTGGTGAATTTGTGCAACTCTGTCCAGTG
TCTGTAATTACTCAACAGAACTGGTGTGTTTTGCTTTTGGGCTTTTGGCAGCATGTCTGTGTAACATACTGT
ATTTTGGCTGCGTGCCTGTCCCACAAACCTATTTCTTTTGGTGTGATCCTCCAGCTGGCAGGCGTAGGGGGA
GCTAGTGAGCATGGATGAGCCGGGCAGCAGGAACAGCAGCCTGCAGAGGAAAAGCCCTCCATGGCTCAAGCTG
GACATCCCAACCATCCAGCTGACGCTGACGACGTGCCACACTTACACAGGTAGATACACAAGGGTAAAAATA
CAAGTCAGAATAGTAAACTGTAGTCACAGTAGTTTAGACGAGTAGAGGAACTACTAGAACTGCTTGTACTTGT
TTTTTTTACATTCACATACTAAGGCATCATCTGTTTGTGTGTGTGTGTGTGTGTGTGTGTGTGTGTGTGTTA
CAGCCAGTAAAGCGCTGCGCAGTGTGAGCATGCCAGGGGAAAACCTCAGACCTGCATCGCTGCCTTGGAAA
CTTCCAACAACTACCTCAGACCTCCTCTGGAGAGATTGCCCTCCTTACACAGTCCATCAAAGGTTAGACAC

TTGTTATCTGTATTTAACAGTTAACCAAAGTGAGTTATTGTTCCGTTATCGTCCACTCTGACCTCCTCTTCT
CCGCTGTCTCTGTTTACATCTCCTGCTCAGAGAGGCCAAGTCTGACTCCCTTCTCGGCTTTCTCAAACCTGTC
TTCTTTCTAAGAAATTCCTCTCTGGAGGGACAACAATCAGGGCCACGCCACCCCTCCCTGCCCTGTGCAGC
CTTAAAAGGCATCCCCAGCTGGCGTCTTTCTTGATGATGAAGCTCGAGTGTATTACTGAGCGCTCTGCTCT
CCAAACAGTTTCCCCAGAGAGGCCCTCCCCGAACGCACAGCCTGGCACGCAGACGCTGTTTTATGGAAAAA
AGGGACCTGGATGCACACACCGAATGCACATTTATTTAGTTTTAAATGAGAAACAAACACACACAGCCATGTCA
GGTCATCAGCTGCAGGACTTTGAGGCAACATCTGCTTCTTTGCTTCTGACAGAACAAGGGCAGTAGGTTATG
TAAGGATAAAGACAGTATTTTTCCTTCAGCCTCTCTAAGCTGCACACATAAACAGAGAAAAGCTAAAGATAGGG
GAGAGAGACAGATAACAGGAGGGGAGCTGAATTTATGAGGATTTCTCAGTCTGATATGTTGACATGTTGCACAA
CAGACCTTTATTTAATACTACTGTCCTGCTGCAGCCGATCATAGTCCCTCACTGTGTACTGCGGCTGTAGAGAC
GCCGCCCCATATTTTATCTTGATTTTTTCATTATCCAATCACTTATAAACTTTATCCAGAATTACGTTTAAATCT
GATCCATGCTACTTAAATAGATCTAATTTGATGATTTTTCCATTCACCCTACATGCCCATTCATCTTTCTTT
TTCTGTCTCAAGTTTCTGTTCTGTGGCAGCTTAAAATTAATGCTTTATCAGCTATATTAACCACACATGTTGG
CTTTTCCATTTAGTATTTAAGGTACCAAAGAGAAGGTGTAAGGCTCCATATTTAAAGAATGCGAGACCAGATG
CTCGTTTGAGATGTACGGTTCTCTTCATCAGTATGGACAAGAAAGCAATCAACCAATGAACCATTTAACTCGT
CAACTAATCCCCAACCAACAGCTGCAACCAATCAGCTAATCAGCATATTTGTTGTGCTAATCTGGCGGGATGTA
TGGCTCAGGCTGTTCGGACAATACGGTGCCTGTGAGGGTTTTCTGAATGCTGCGCAGATTATAGACAAAAACAG
AAATAAGATAAAAACAGACGACAAGAGGACAGCGTTATTTAATTTCTTTTCTTTGAGAGTTGACATGAAATTT
CTGGTTTAGCCAGTGTGAGTGTCTTTTGGAGATGAGGCAGTGTGTTGCTTGTAGACAGCCTTTACTTTGCTTT
TTTTATTCTTTAATAGCTACCTAAGTTGTAAAGAAAACTACAATACTACTGAAAACTCATGACATTTCCCA
TCAGCCTCAGCTGTAGTTTGTGTTTTATGCTAATTAGCAGATGTTAGCGTGCCAACACGAACATGGCAAAACAA
TATACCAGCTCAGCATCACACGTTAGCGTAGCCATTGTGTTGTATGTTAGCATGTGACTTTAGCATTGCTG
TAGAACTCAATATCTTTATTTAAGTCAATCTCGAAGTCTGTTGTGATAGTTTCAGGCTTTGAAAAA
TAATTTCTATCCATTTCAATCCCTTTTCATTGACAGTTGCTATCTGCTAACCAGACTGCGTCTTTCCCCAGGG
GTACGGCTGACTGGTTTTGGGGTGAGCAAAGACAGCGACAGCACCAGCGATGGAGGAGGAAGAGCCTGCAGCA
CTGCAGCCATCTGTACGGGGTCTCAAGGCGCAGGTGATGCGGGAGATGGAGCTACACAGCCAGGACAACCTC
TCCCTGGCCAGCACTGAGACCCCTCCTCCCCTCTACCTCCCACCCACCACCCCAATCACCACCCTATGGCA
TGCAGAGGGTAGGCCAGCGCCCGGGGTACGTTAGAGGGACGGAGGAAGAGATGGGACAGTTGTTACCTTTT
CCTCCGTGCGACTCTTTCACTCTCTTTTCGTTATTTACATTTAGGTTTCCGGCGCTTGCTTTACCTCTTTGCTT
TGCCATCTTGCCTAGGGTTCAATTGATGGCTTTCTGAAGACGCATGAAGCAAAACTAATAACAAGAACTCATA
AGGCTGCTACACAGGCATGGAGTACTGTGCATTGTTCTGTATTTGCAGCCTTAACTTGATAAATACCATGTAA
TGATAACTGGCTGCTCAAAATTTGGATTCTGACACACTACTTTACTCTGTTGAGATTTGAAATGTTTATACATT
CAAACAAATAAGCCTCTAAAACCTCTAAAAGATTTCTTTCTCTATAACATTTTGTTTTAACTCATAGCATGCT
AGCATAGGCCTCTAAGAGCCAGTAGCCACAAATGCACCCGTATATAACAATCCTTGGGTTTGTCTTTTCTCAC
TTGTTTAAACAATTTTTATCACAAACACAAAGATTAGAGATTGCATTAATTTTATCATTATATAGTTATTGT
TAATAAGTATGGTCTGAGAATGTTTCACACTAATGGTTTCAAAGGAGGTTTAGTCCCTCTGTCTCTGTTGAT
TGTTGCATGAAGCATGAAGTACATTTTATAGTGGACAAATAGCCACTATAAAAAGCAGCTGCTACTGTAAAGCA
CAAGTTAAAATTTGTTATTAGATATTTAAAATGTGCAAAATAACATCTGTAAAATATCAGTGTCTTGCCACTAA
AACCTACTGCACTTTGGTCTTTTTAAAAGCTCTACTCTTCTTGGTACATCAGTCTAACCCCTAGTTTAGATGT
GTGTCGTGTGCATCCCTGCTTTCCCCTGTTCTGCCACTTAGTGTGTATGTGGCTTGACAATTGAGTACCAAA
AAAAAGCTGTGCTGAACCAACACATACTGTGTGTGTGTGTGTGTGTGGGTAGATTGTAGACCCCTG
GCCCGGGTTCGTGCCTTCCGCATGGTGAAGAGGTAGACGGCTTCAGTGTCCCGCAAACCTCCCATCACGCCCG
GCACAGCCTCCCTCTGCTCCTTTCCAGCTCCCGCTCCGCCCTCAATCGGTTGCCACAACGACGCAAAACGGGA
GTCTGTGGCGGTTCATGAGTCTCAAAGCTGCAGCAGCATTAATGAAGGTGTTTGTATTATTTATGTTTATACGG
TGCATTTTATTTTGAATTTCTTTCATTCGCCAAATATCTGTGCTTTGCAAAATCTGTGCTTTAAAGTTAAA
GCTACCTCCATGTCTGGCAATGTAACCTGCACATTAGGACCAGCTGTAAGTAGTAGCAGTAGCTCACTATCTT
CAGTCTGAAACAGTCAGAGCTCACAATATATGAATGCTTTTATGATGTTTTGTAACAAATCATTAAAGACCA
GGAGTATAGTCAGGGATAGGTTCCATGCACATGTGCACTTTAATGTCCATTATTTAGGTTTTTGTGAAGAG
ATTCTTAGAAAA

>MN_cluster

TAACAAAACTGCAGTTCATCAAATGGCCCTTGAGGCTGTGTGCATCTCCATAACGCCCATATTTAAATGCT
CAACGTTACAGCCTAGTACAAAAATAGTTTTGGTCTCTATAGTGAATTTTCCCATTTCCAACAACCTGTACAGG
AATTTTATTTTATATACTCAACCATTTAAATGATATTATGGCCATAAGTGAAGGACACAGACGCTTTGAGTG
ACAGGTGGATGCTTGAGTGACAATGTGTCTGTTTTTTCAGTAACCAGGCTTCATTCAACTCGGCTCAGCTCCAC
CCATGTTTTCATGTATTTGCACATTTATAGATTAACCAGGAGTCAAGGCTGTCAAGATGGTGGTGGCAAGTGCT
GACCTCCCTGAGCTTCTCAATGGCCCTTCATAAACCTATGGGTTACGTACAGAGTCTACATCCATTGTTAAT
TATACAATCTATGGGCCTTTTCATGTTTTTTGCAAGTTTTGTGGCCACCATAAATTTCTCCTAGTTCACAGCCTG
TCAGTCTGAAGTCGTCAAATGCCAATGCGAGTGATGATCAGCTGGTTATGATCTGTAACCTTCATTGCTATATC
TCACACACTGGTCCTTTTGAACCTCTTTTCATCCCTATGAGTCAGATGTTAAGGGTTTTCTGTATTTCAGTC
ATTAGTTTTGATTATCACACAGTCTTTAAAAATTTCCCGTTTTCCAACATGTCATGCATCCCTCTCATTGTTTTGT
GCTGCTCTTGATCACCTGTACACTGATTGCCCTATATACTGACAGGCCTCTGCAATGCTGACAAGCAGAA
CAAGGCGGGCTACACAGCGATCATGCTGACAGCTCTGGCTGCCTTCCACTCTGACTGCGACCTTCAAACCGTC
CTGCAGCTGCTGCGCACAGGGGATGTCAATGCCAAGGCCAGCCAGGTGCGCCCTCTACTGTTTCATTAGATTTTT
ACTGCACCTCCACCCACAATTTAAATCCATCCCAGAACTTCACTTACAGAGAGACTACATTTGCTTTTTCAAAAC
TCTGCCACTAATGTGCCTAATCACACTGTAGAGTTTTGTTCAGCAGATGTATGATAAAGCATGTAAACAAATGCA
TTTTCTAAAAGATTTTAAATAATGTGTGTTTTGTAGGCCGGTTCAGACAGCGCTGATGCTAGCGGTGAGCCACGGT
CGAGGGGACATGGTGCAGGGCGCTGTTGTCTGTGGGGCACAGGTCAACATCCCGTATGACGACGGCTCCACAG
CACTTATGTGTGCCTGCGAACACGGTTCATGTGGACATTTGTGCGTCAGCTACTGTCTGTGCCGGGCTGTGATGC
CACTCTCACCGATAATGTAAGCACATTTCCCTCCTTTCTTTCTCCGTCTCTCCTTTGTTTTTTTTTCTGTCCAA
ACCCATCATTGTGCCATCATCTTCTCATTTTTTACAGGATGGCAGCACTGCTCTGTCCATTGCCCTGGAGGCC
AGCCAGAATGACATTGCTGTGCTTCTGTACGCTCACCTCAACTTTGCAAAGCCTCCTTCCCCTGTGAGTACTT
TGACAAATGTGATGTTAAGCTGTATGGTATAAGCATAAAATATATCTGAACTTGGGATTTCTCCTTTAATTACCC
ACATTAGCTGTATTTTTTTCTACAACCTTATGTGTTCTAAACCAAGTCTACAGTTCAAATGCAATAAAAAACAT
CCCCTCTGTATAATCAGTCATCTGCAGTATACTCAGCTAAAGATGTAAGCTGTCTTCAACTGTCTCTAGGTT
TCACCAAAGTCTCCTCTCTTGGGTTTCGTCTCCTCCTGCCGGAGAAACAAAATAAAGTCTGCTCCTTCTGCAGG
TGACAGCAACTCTACAGCCAATTCACAGCAACTACTCATATAACCAGTGTGATTTTTTTTTTTTTTTCATTTGTGTA
ATTAAGAGAAACAATGAGTTTTGTGTGTGCGTTTTTTTTTACCCTCTATAAGTACATTTATTACGTGCAGATTAC
ATGACAGCTTGACCCCTTGTACCATTGCTTTTTTTTTTACACAGTGGTGGTTGAAAACATGGATTTATTGT
GTGGTACAACTGAACATCTAGTGGCTGTTTAGCCGTGAGTCCAGTCTTGCAATGATCCACTTGTGAGCCATG
TGGCACTTAGAAGTCAAACCTGTTCACTAAATTACATTTACAGTTCATTATTATACACTTGTGTTTTTATTCC
ATACAAATCTCGTATTAGTTGCTTTATAGAGTGTGTTTTTTCATTGTAATACGTACAATAGCTCTTACAACG
TAGCATCATTATGTGTGTGACCATCACAGCCATTTGGAATAACAAAAGCCACCCCTCTCATGGATAAGTGTCC
TTGCATCAACTAGTTCATTGGTGTAGAAAAATATAATACAGAAAACACCCTTCAACAGAATATCAATATTT
ATACACAAGATTTATTTACTCTAGAGTATTTTTGATATTGATTTTTTAAATTTCTGACTTAATTCAGGACCTCC
AAGGATCAAGATTTTTTTATTTCCAGGTAATGGTTAACTTGTACACCTTTTTAACAGAGGACAAAATGT
ATTTTATTTGTTGACCCACATTTCCCTAAAATAAACCCAAAGATCTCTCCTATCAGCTCTGTGACACTGTATA
TTGTGGTGATAATATTAACACAGGCCTAGCATCAGTGTGAAGGAAGAAATAAGGTCAATATTACTTTCTGAAG
GTTATGGTACTATGGTCTTTGTATTTTTTATACATGAAGGTATTTTGGATGGCTTTAGGGAAAGATTAGACTG
TATTTGTGTTTGAATATTTCTGTGCTTATATGATTTAACAAGACTTTGTTGAGAAATGACTAAAAGCACTGGT
GAAGCCACCTCCACTGTGGTCATGTCAGTAAGATTTGTCAGGGAACCAGAAAGTGAAGTATTGGGGTCTTTAA
AGGACGTGCCATGTAAGATGTGAATATCAAATAATATATATCAATATAAACTGGTAGTTAATATGCCGAAAA
TCAAATTTCTTGAACATAAGTGCATAGGCTATTGATGTCAAATTTCTATTACTTTTTAAAGATTTTTTACA
GCTTTCATATTTACTTTTTAAACAACCTGAATTTTTATAAACTCTCAAGTTTTTATTTAAGTATCTATCTTTTA
TACATTTAGAATTTTTAAGCTCACACCTACTTTATGTAATCGCACAGCTCTTTAGTTTTATGTTTTATGAAGGT
TTATGTAATAATTTATGGATTGTGTTTCTCAATTGATTAATAAATGTGGACCACACTGTTTCTATTGTGTTTATT
TAATACTACTTTGTTTGCATGTTGCATCAGTAATGTAACACAAGGTAACAGTTCCTAATAAAGTCATGTTGCT
TGTAATAACAATGCGTAAATTAACATAGATCATGTTTTATATTTGTTTTTTTGTTTTTTTTACAGTATTGAAGTT
AGTAAATCTGTCTTTTATATACTTGGTATACTTTGTTAGGAAAAGCCCACTAGCGGGAGTTCCAATAAATAA
AGTCTAAAAAAGTTCTACGACATACAATTTCCCTCTCAAAACAGGCTAAGCAAACAAAACCTCCACACAATTC
TCCTGAAACAAAAGTGGAAAAATAATCATAACAGTATGCAATTAATAATTGAATATCTAATAACAATTGCATAGTAA
ATTAATAACAACACTGTTGAATACTAAAATGGAAGAACTATAAGGAATAGCTTTACATTGTCAATGCAAAATG
ACCTATATAGCTACTTCTGTAGTGTATATACAAATACTGTACAGCTGCTGCGCATGCTGTGAAGAAACCAC
CTCTGCACAGTGAACCTGTTGTTTCTACATGTCTCCCTTCAAATTTGATGTGCCCTTGTAAATTTCAACTCAGT
GTGAGTCTTTACTGTGTTTTGCTGTCTATTTCGTGTTTCTGTCTATGAGACAGGATGCAGCTAAAGAGGATATCCA
GAAGTTGCTGAGCCATTTGGCTCAAGTCAGTGCCAGTAACAGAGGTGTTATAATGGGAAACTTCTTGAATAGA
ATCTGGTCCACTGGCTCTGAAAAACATGGCAAATCCCCTGTGGTGCCAGAGAGGATCCCAATGAACTCTGCC
ACCAGATACACAAAAAAGGTGGCATTGATGGATGTATAAACACAAACCTGTCACTAAAACCAGAGTGACAAG

AAGAGATACCCAAAAAGGGATCTGGTTTCTCTTCATGATTTTCCTTTTACAGTGTATAAAACGTGTGAAGCCA
GAGAAATCCCAAATGTCATACGTCTTGCAGTCTGCCTACCTACCTACTTGCCTACCTGTTGTAAGTTGTTTTG
ATTGACTTCTTTAACTTGCAGCCATTGCTGCACTGTGCTGACTGTTAACCTGTGTTTGTGAAGTTCT
ATCATGCCTCCACACTCATATTCAGATAAAACAAATCCTTTTTCTCTTTTTCAGTGGAAAAGTTGCCATCTTCTTA
AAAGACATTCACGTTTTTAATAGATCTTCAAAAAACAACCTTGAGCTCCAAGTGGAGCACCATGCAGGCCCTA
AATGGAACAAGGTAAGATGCAAGAGGCCCTCAGCCACTGACCATGTATCAAAAGTGGCACAACAATTTTCATGTC
TCCTCACAAGTTGCAGCTCTTGAAGAAAGTACAGTCGGTACATCCTGCAGGATTACTAGTCAATGAGTAAGT
CCTAATAGAATTTTATAGGGTAGCCAATGATTAGTTAATGCTTACTTAATGAAGAATTTAGTGAGGAATGAAT
CAGGAACAACCTTGATGATTGATGAATTGTTGATATCTAGTTCCTAATAATTTCTAATGGAATATTAGTAGT
CGTTAGCTACAGTCCCTCATTAGGAATTTAGGGAAGTACTTATTAATGATTCAATTAATTTATCCATAATAAT
AATAATTATAATCCAGTGTTCCTGATTCATTCCTCACTCTATCTTGATTGAGTAATCATTAACATAATCATTAG
CTATAAAACATTATTAGGATTTACTTATTCACATACTAGCAGTTAGGTTATATCTCATTGTTCTCTGGT
AACTACTCTAAAGTTTTGTGTCCCTTATTGTCTTCTCACTGTATGCAAAATGTAAGTCTTATCAGCAACAACCCAG
GCCTTGGAACAACCGTATGCGTTCCTCCTTTGTCATAACACCAGCTGATTTTCTCAGACAGCTGCTTGCCCTTTG
GGAGGAGTCTGTAAGATAACACGCCAATGTAAGCAATGCTATACTGTGCTTATGTTTGGAGATAATAGCATT
AGGACACTTACCAGCCAATCCAAAATCAGCTGGATGTTTTTAATTTTACCAAGGCCAAAAAGGTCCACTCAGC
TTTCACTTTTATTTACTTTTTGAATATGTTGATTGAATTTCCAACCTCCAGTATATTGAGTCAAGACAACATAT
CAAAACATAACGAAGTATACATTGCATCAAAACATATATGAGTAAATGAAATAAAAAATGATTGGAAACTCAAAAT
ACGTAACCTAAAATACATTATTATACAACCTATATCAGTGTGAGCAAATGTAATGGGTATATAAGTGAAGTAGAG
GTGGAGGTCAGAGGAACATCTACTGTTAACTGCAAAATTTATATTCAAAGTAAAAGAGAAAAGGCCCTCCAAAC
TTGGAAAAACCTCTTAGTTGCAGAGTATTCAAGTTCTTCCAGTTTTAAATGTCCCATAAACATTTTCTATCCAT
CGAGAATGCAATGGTGGCTTGTAGATTTCAACTGTAACAATATTAGTCTTCCGTTGTGGCTTCATTTTGTGATC
CAGTCCGGAACATTTTAGCAAGTTGGAGTCTGTGAATTTATCTTAAATTTGCACATAACACAGGTCTTGTGGA
AAATCTACATGATATGTGCAATGGATCCATTCAATTTGCAAACTGCCAGCTTTTGAATATCAGCTCCCCATT
GCTCCCTGAGATGGTTCAAAGAAGGAGATGCTTCCCTTGGAAATGCACTGTACAATCTAGATATCAGACCATG
CTGGAAGAGGATCCCAGTCTAAAAGTTCCCTCAATCCAACAACAACCTGCTTTTTGACCAATGCACCTTGCAAA
TACCTGAGGAAATGGGATTGTGGTCATATTCTCTTACACTATACACTGAAGGCCCATCCTAAGCCATGACTGG
AAAGCAGAGTCATCTGGAAATAGCCATTGGACACAATAGGTAAGAAAAGAAAAGTGCCTGTTTATGTTTCAAG
TTTAACTTAACTGTTTGAACAATGGGGTTGACTGTCTTTTGTGGGTTTTTTTTGCTAAAGGTAGTGGTGCAC
AGATAATTGATGGTTAGGACATGCTTAAATTTGGGTACACTCAGTTACCTGTCCATTTAAGTTTTGTTGTGTT
ACAGTGTGTCTCAAAGAATTAATGATCACTTCTCTTATATTAGCTTTAGTTTTCTGCTCAAGATAGCAAGTGA
AATGGTAGTCCCATTAGACCATTTCAATTTGTGAAAATGTGGCCTTATTTAGCTCTTAACTCATCCAAAAGCCTT
AAAAAAGCCTAAAACAATTAATCTGCTCATTGTTTATAAATGACTGTCAATTTCCAGTTGTGTAAGGCAGC
AGTTTATGACTTTAACTAGATATCAGCTGAGCAACACACTAGAAAGATACCTTATCTATTTGTTATTTTGGAG
TGGATCCACCCTCACAGCTGTCAGCCACTGCGTAGCAGGTTAGATAAGCCTTAGACGTGTGCTATGTATTGGC
AGGAAACACAAAAATATGAGTGCAGAAATTTAGTCATCCCTTTGGAAGTTTTCAAATTAATAATCACATCTTTTA
ATATAATTGATTGCAGAACCTATTTCAAATCTGTTTGAATATTTGAAAAAAGGAAAGAAGAAAAAAGGAAA
TTTTTTTTTTATCTCGACAAACTATGACCCATCACTTGGACCACCTCCCGCAGCCTATCTTGGAGGAGGTCC
CGGGTGTGCCCATTTGTCTGTTTCAAGCATAAAAAACCTCCACGGTTTTGGGCTCATCACTGCATTGAGCAACT
CTCAATCAACAGACAAGATGACCAGTCTCACAGCTAAGGACAAGGACGCAGTCAGAACCCTTCTGGGCTAAAAGT
GTCCGGGAAGGCAGAGGACATTTGGCGCCGATGCTCTGGCCAGGTAAGATAAGAACAATACTGACTGATATAAA
ATGCTCCAACCTTGACTTGATTCAATTTACATACTACTCACTCATGTATACAATGGCGTGCACAGACTTTTTGA
AGGGCAAGGGCAGAAAGAAAAAAGAGCACATATAACCGGTCCTCACCCTATAGAGGGCACTTAACACGTG
TTTTGGCTCCCAAGAGGGCACTTTAGCACGTGTTTTTCAACAATTAGGCCACGAGGGGGGGCGAAGATAAGAA
CATACTGACTGATATAAAATGCTCCAGCGTTAATTGATTCATTTATTTACCTACTACCCATGTATAAATGTT
TTTTATTTATTTTTTACCCAGGATGCTGGCTGTGTACCCGACAGCCAAGACTTACTTCGCCCACTGGAAGGA
CCAGAGCCCCACCTCTCCCTCAGCCAGGAAGCACGGAATAACTGTGATGACTGGAGTTGCAGATGCTGTGACC
AAAATCGACGACCTGAAAGGAGGTCTTCTGAGCCTCAGTGCATGCCTTCACTGTGCGTGTGGACCCCTG
CTAACTTCAAGGTGCAGAGCTCAAGTTTTTAAAAGATAATGATATGAAGCGTTCCTCTAACTGAATGTAGA
TGATGCTGTTCTTCTTTTTGGCCTATACATATGAAAATTTGAGTATGGACTGATCAATAAGTGTGGACAGCTA
AAAATCAAATGTAACATCTGTGATTGCTTCTTTTTGACAGATTCTCTCCACAACATCCTTGTGGTCAATG
GCCATCATGTTCCCCACTGACTTCACTCCTGAGGTCCATGTGGCTATGGACAAGTTCCCTGGCTGCTCTGGCTC
TGGCCCTGGCTGAGAAATACCGATAAACAGCAGGAGAAGATGACGGAGACTGCAGCATGAGCTTACATTGCAT
GATGATCAATAAATGCATGAATGCAAAAATGCAAGCAATTTGTTTTTCTGGTTTTGTTTGTGATGATTTGTGTC
ATTTGAGAGTAGATCAAAGTCTCAACTACAAGACAGAATTTTAAAATCCAGTCAAGTTTTTACACTTAACAT
ACAGCTGCAACAATTAGTTGATTAATTGATTAGTTTTGATAATGAATTAATTGTTACTTTTTAGGTA AAAACAT
TCTGTAATTCAGCTTCTCAATGTTCTCTGTTTTATGTCAGTAAATTTAACATCTTAGTACTGTTTGTCT
GACAAAAGACATTTGAACCTGGGAACTTTGATGGGCATTTTTCACTATTTTCTGACATTTGATAGTCTAAA

TGATTCAGCAAGTAATTTACACACTAATTTGCCGAGTCATCGATAATAAAAAATAACCATTAGTTGTATTTGT
AACATCTGTAGTGATAATTTCTTAGAAAACAAAAAATAAAAAATAGTTACACGTTGTCACCTTTGTGCAAATCCT
AAAAATTTCAAATACAATGTTTTAGTGAAATCAACATTTTTCTTAGAACATTTGGATAAATTAACCTCCTATG
TGGCATTAGTCCCTTGTTACATGAAATAGGCCCTATGTAATAACTCATGAGTGTGATGTGACAACCTGTCAGCC
TTGAAAAAAAACGTATTTGTGCTTCTTCTGCTTCTTCTTCTTCTTCTTCTTCTTCTTCTTCTTCTTCTTCTTCT
TATTATTATTATTACCAGTATTATTATTAGTAGTGTTATCAATATTTTTATTATTATACTGTTGTTGAATTAA
GAATATAAAATATTGAACTTTCTGCATTCAATTGATAATAAAGCAGAAGACCACAAGGAATTAGCCTGAAACA
GAAAAACTGGACTTTGGATGGTAAACCTGATAAATGGTGAACCTTTTCTTTTAAATCTACTTTTTTTTTTTTT
TTTTTTTTTACCTGTTCAAGTGGTATCCAAATACCACATCATGAACAATGTATTTGTGGAACCTATTAATGTA
ACCAACCTGACATATTTTCTCTATAATGATAATAACAATAATATAATAAGAAGCTTTGTTTTATGTTACGTGAT
GATGGTAGAATCTTTTTTAAAGAAATGTTCACTGTTGCCACATTTTCATCAGTGTATAGTGTGCTGTCTATA
CTTCTGTGTCTGGTCAGTCAGAATAATTTTTTATCCCAAATGAACATTAATTTATGTTTACATGCAATTT
AGGTATAATTACAGGAAAAACAACCTGTTGAATTTGCTTATTTTTATTTGCTTTTGAGAAAAAACAAAGAGCT
TTTAAACAAATACAGCATGTGATAGTCTTCTTAGTGGTACTGCCTTCCAGGGATGACACCACCACAGCCAGG
AACTTCTGAAAAGCTGCCTGGACATCACCAGTGAAGTCTTTACCCAGCTTTGCAGCAACCACAATGGTCAGGC
AGTCAGACAACAGCTGCAAGACAACAAGCATCAGAAAAATTAACATGAAATGCGTTTTGTTGAATAATGGTTG
AATATGGATAACAGTAGTTACAGTTCACAACTTTACCTTGAATTTGTGAGGGTCCACGTGCAGTTTTCTCGGA
GTGCAGCACGCTCAGTTCTGCATATGTGGCCTTGATGTGCTCCATGTTCTTACAGCCCGGTCCAGACCGTGG
AGGATGGTTGTTCCGTGTTTTGCGACCAACGGATTGCAATGATAGCAGCGGGCTGTAGAGGTTTTCCAAAAGT
TGCCGAAATACCTCTGAGTCCAGGGTAAACGACCAGACACCTGAGGGAACATGCAACAAGATAAACGTTACA
GGCTAAGATAATGAGATTAATAAGGTGTTCCAGGAATATGAACATGCGTGCATACAGTGCACAAATAATAATC
CTTGATTATTAATGTAACAAAAACAAACATCTGACCTGGAAGAGCTGCAGGTCCCACGACCTCATACTC
CATCTTGGAGAAAATGTCTTGGATGGTGGCGCGCTCGAAGTCTGACCATTCAACCATTTTGCCGGCTGTAGAT
TTTCTGTGCAGATCGGTAGATCCTGTGCTCGTCCGGCTCCAGAACCAGCTTTTAAAGAAACCCTACACCCCTC
CCAGCAACAAGCGATGCGATGGGCGGTGGGCTGGACGAGTCTGTTATTGATGATCACAAGAGAGATAATAGA
AGGGCGTACCTGCACCACTTGTCTTTCTGAAACATAGGAAATGTTTATTTTCTGACCGTAAAGTCTGATGCAA
AGTAAAGAAAAGGCCTCACACGTAAAAATATATATATATGAAATGACAGGATCCAGATATCAAGTGTGTTT
AAAAGGCAAATATGTAACAAAAGGGTTTTACAGTCTTTACTGAGACTTATTTTCCGTTTCTGTGCTAGTATCTTTT
GGACACATGGGAGCAAATTCAGTGTCCACAATTTGTTGGCAGGGAGCCACAGACGGATATATGCACATTGAT
GACCAAGATCAAAGCGAACTGTGAGTGTGTTACCAAGAGAGGGATAACGGCACAATAACAGGTTTACCCGCAC
AGCAAAAAACACCTGTGGACCTGAACCTCGCCCTGGAGGTCCCAGGATCAGCACCTTGGACAGCGATCATTAA
AGTTCAGTGCAGGAATGATCGCACATTAACAAAAAGATAAACATGTTGAATGACCACCTGAGCTGAGGCAAGA
TGGAGCAAACAGCAAGTTGTCTATTGATAGTCTGTTAATGTTATCTCTGCCGAACATGTACACCCTAGACTA
TTTTTTTCTAGCTCTGCTTAGCTATCAGTACACCAACAGGTGGTTGTGATATAGACTGGGTTGGGTGAGATTA
CTTTGTAATGTAGTCTTACTGAATACAAAATACATGGCAATTTTGTACTTGTAGTAAATGAATTTGATTT
TTAAAGAAAAACACTTTTGGATTACTATAATATAAAACATAATATTATAACCGTATGCTAAAGATTTGCTTGT
GCATTTTGTGTCATGCGTGAATTTAAACATTAGTAAACGTTAACCTAATTAACGTATCAGTGTACATATTTAA
GGAAAGTAATAATAAATTCATTTGATTTTTTAAAAAATCTAATCTTAACAGTTTGGATTACTTCAAAAATAA
AACATAATATTATACCTACCATATGCTAAAGAATTGACTCAGAAATGCATGTTACACATTTTTGAATTAATTT
GGTGATATTACCAGGAATGGGAGGCTGTTTTTGGAGAACTGCTGCTGCTTGAACCTCCCAACTTGACTCAACA
CCGTCTTTTTTCTCCAAAGTTCGCCACTAAGTGGAGCACTAGCCTAAGAAACTCCGTATGTTAGAGGAGACG
CACTTTTCATTAGTATATATAATAATACATTGATTATCATGAAAAAGTACTATAATTTCAAATTTGCTATATT
TTAAATCCTTAATCAAAATATGTAATCAAGTAACCCCTGACAATGTAACAACTAATCTTTTTTACACATGTAGCA
TTAGTAAGGCTGCTTATGTTTGTATCTGATTACTTAATTTTGTGATGACATGTAATCAGGTACTACCCAACTC
TGGACTGAAACCCCATAAAGTCACATGTAGCTTACCTGATCCTGCGGGAAAAATAAATAAAAGAAAACACTG
TGGGCTACACATCTCTAACAGCTTAAAATCTTATAAAAAACAAATGTTATGGTATTAATATGGTATAAAT
ATGGCTGTGTGACTCAGTCTGAGGCAGCAAAATGAAAAATACATAGGTTCACTTAAAAACGAAAAACGGACTG
TACTTTTTTAGTGTAGCCCTCCTGCCTAATTTTAGTGTCTATAAGGGTCTATGTGAAAGCTGTGAGGTTTTT
TAAATAAATAACTGTATTATATGTTGTTTTAAATCCCTTTGTCTGCATACAGGCCAGTCCGACTTCAAGTGGCC
ATAAGTCTCCATCTAAAATATATTTTTAAAGATTAAGTGAAGCCTATCACACACCTTTATTTTTATTTTTATTT
TTTTATTTTTGTATTTTTAACATGTATTTAACACATGGGAGATGCAATTTGGGATAGTGAACCTTTTAAATTTGTG
TTTTACAAAATATACACACATAAGTCCACGATTTAAAAATATTTAGGTTGAGTGTGAAATTCAAAGAAAGTC
CAAAGTCACAATGAGAAGATTTTTGTTTTCTATCTAATGGAGTCTCACTATCTTGGAGGAGGTCCCGGGTGTGG
CCTTGCTCTGTTTTCAAGAATAAAAACCTCCCACGGTTTGGGCTCATCACTGCATTGAGCAACTCTCAATAAAC
AGACAAGATGACCAGTCTCACTGCTAAGGACAAGGACGCAGTCAGAACCTTCTGGGCTAAAGTGTCTGGAAAG
GCAGAGGACATTGGCGCCGAAGCTCTGGCAAGGTAAAGATGAGAACATACTGACTGATATAAAATGCTCCAAC
ATTAATTTGATTCATTTATATACCTACTCACCCATGTATAAATGTTTTTTTTATTTTTTAAACCAGGATGC
TGGCTGTGTACCCGCAGACCAAGACTTACTTCTCCCACTGGAAGGACCAGAGCCCCACCTCTCCCTCAGCCAG

GAAGCACGGAATAACTGTGATGACTGGAGTTGCAGATGCTGTGTCCAAAATCGACGACCTGAAAGGAGGTCTT
CTGAGCCTCAGTGAGCTGCATGCCTTCACTCTGCGTGTGGACCCTGCTAACTTCAAGGTGCAGAGCTCAGGTT
TTTAAAAGATTATAGGATTTATATGAAGTTTTCTTTAACTGAATGTAGATAATGCTGTTCCCTCTTTTGGCCT
ATACATGTTGAAATTGGAGTATGGACTGATCATTAAGTGTGGACATCTAAAACTCAAATGTAACATCTGTG
TACTGTCTTCTTTTGACAGATTCTCTCCACAACATCCTTGTGGTCATGGCCATCATGTTCCCCACTGACTT
CACTCTGAGGTCCATGTGGCTATGGACAAGTTCTGGCTGCTCTGGCTCTGGCCCTGGCTGAGAAATACCGA
TAAACAGCAGGAGAAGATGACGAAGACTGCAGCATGAGCTTACATTGCATGATGATCAATAAATGCATGAATG
CAAAAATGCAAAGCAATTGTTTTTTCATGGTTTTGTTTGTGATGATTTGTGTCTGAGAGTAGATCAAGTAGAAT
CAGAATAAAAAAATAATCCAGTCAAAGTTTTGATAATGAATTATTACTATTTGATGTAGCTATCTTATTTTAC
TCTAGGAGTGTAGGCATTTTTTCACATGTTTCATTATTATGTTAAGAATAGGCCTATAAAAATATTAACATATA
TATTAATTTTTACACTTGGCCATTAAGCAGAACATCAATGAATTAACAACATGAAAACTGAATTTGATTTAG
TAAACCAGATATTTTATCAACTGCTTCCTTTTAAATTCTTCTTTTCTTATTCAAGTGTGAACCAAAAGCTA
CATTATGAACATTTAAAGGCAACAATATATTCGTGGAACACAGATAAGAAACCAGCCAGTGTTCCTCTGT
AATGATAACAACAAAAACAGCAACAAGTATTTCACTCAGTAGAGTGCAGAAACCTCAGCAACAGATGGTGAAG
CACCGACTGAAATGTCACCACAATTGCCAGATGTAACCATCGGGGATTGGCAAAGGTTTCTATTGTTTTTGTG
GTATACGTTTTTCTTATAAATATGTAGGCCTATGCAAACTCTTTTTGTAATAGTAATCGTGTAGTCTCCGTTCC
CCACCATTTAAACATTATTTATTTAGAACATTTTGTTCACACATCACAGAAAATAGAAGGGCAGTATTTAACT
ATGCAAAAGAAACAGGTGTAATATCCCGAATAAGACTTCCCTCATAAAGTCATGATGTTACATACTTCGGTACA
GAAGGTGGCGGCATGCACCCGTTGGTTTTGTAGTCCGCCAGTAGAAGAAAAACAAGGGTCCCTCGCAGACAAGA
TGGCGGCAAAAACAGGGGATTTTTAGGGACAGAGCCAGCGACCGCTGGAGGTCCCTATTGTTTTTGTCTCGATT
TCTTCTTCTTACCTATTATTTTTAGCCCCATTGACTGCATTTTTGCCCCCTGAACATATACGAAAAGTCAA
TTTTATTTGGCAAAGTTGTCAGGCCTGGTGAATAAGGGGAAATTTCTATGCGTTCGCTTTCGGGTTGGCCACTAG
GTGGCGCCTCTACCATAAAAAAGTGCCTTAGGCTAATAACTTCTGCATAGTTTGTGCGCACATTCATAAACCTT
GTATCCACGCTTCGGTGAATGGAGCTGAATCTCCTCATATAGGCCCCCGCCACTTCCGCCTATAATTTTTAT
TCGTTAGGGCGCGAAATGTCCTTAACTACTTTTTCGTGGTCTCCTACACGCTTTTTCTGATTTCGCATGAAA
TTTTTCACCTAGCACCTGGGGACCACCCTGGCAAAAAGAGTAATTTGAACATTTTTGAAATTTCAAAAAATAA
GAACGCTATTAATTTCAACTTCCCTGTAGATTTTTCGTCAAAAAGGAAGAGGACAATTTCTCCACATTGCTA
TGTCCGATTGACACCAAACTTGGGTCCATAGTTCCACATGTCTTCCCTAAGCATCATGCACAATTTCAAGCCA
TCGCCACTAGGTGGCGCTCTTAAAATGTAGAAGTTTATATCTCTACAACGGTATGTGTGATTAAGATGAAAC
TTAATACGATGCTTCCCCATGGCTCCCTGAAGCTCGCTAAAAAATGTGTCAACAATCCGCCACTAGGTGGCAC
TCTGGTGGCATGGTAAATCACTGTGCGGAGACCGTAATAGTTTATGAATATTAATTCACAGGGCACGTGTAGA
GAGGGCCCTGAAGCTCACATAACCAAAAATCGTGTGTGTGCTGTGTGTAGCGCCCCCTACAGGATAAAAAACA
GCAGCCCCGGCGCCACGTTTCACCGATATGTACGAAACTCGGTAGGCATGTGTAACATGCCGGGACGTACAAA
AAAGCCTCTTGGACCCATAACCCGAAACCCACAGGAAGTCGGCCATTTTGATTTAAAGTTTAACTTTTCGGCGA
ACTTTTCGCGTTGTATTTGAACGAACTCCTCCTAGGGAAATTTATCAGATCTGCTTCAAATTTGGTCAGTACAG
TCATAAAATGGTGTGATTAAGTTGTGCTATTTGAGACTGTACGTTGAATGGGGTGTCTGTGGCGTGAGGT
CAAAGTTGGCCACTTTGAATTTCTGTCGTCATAAACTGATAGAAAAGTTGAGCTGTGACTGTACATTAACC
GCGTGCCAGTGACAACCTTGTCCATTTACAGCAGATTCACCATAAAATAGTACTCATAACTTCAGTGTGCAATGT
CCAATCTCCAATAAACTTCATATATTTCTGAAACAGTTTGGCCCTGAACACGTCCTCATAACTTCAGCGTACTT
GGTCCAATCTCAATGAAACTTCACGTCTTTGATAACACACTCGCCTTGAACATGTCTACATGACAACATTCAG
ACATAGTGATAGCGCCACCTACTGCCAACAGGAAGTAAGCGCTGCATGACGATTTTGTGAGCTGAGTTACGTGAA
ATGACCGTGCCAGTGACGACTTGTGCAATTCAGCTGATTCGCCATAAAACAGCACTCATAACTTAAGTGTGCA
ATGTCCAATCTCCAATAAACTTCATATATTTCTGTAACAGTCTCACCCCTGAACACGTCCTCATAACTTCAGCGT
ACATGGTTCAATCTCAATGAAACTTCACGTGTGTTATAACAGTCCC GCCCTGAACCTTTCTATATGACAATAT
TAAGACAAAGTGATAGCGCCACCTACTGGCAACAGGAAGTAAGCACTGTGTGGCAGTTTTGAGCTGATTTACA
TGAATTTTCATGTCGTGGTCCGCACGTGTAACGACGGCACGCGCGCCGCGCAGCACACCCCGAGTGGCGTG
GAGTGCAGAGTCCCCTCAACGCTGCTTGACGCTTTAATTTCTTTTTTTATGTGCTATTTTGTGATTAATCAT
AACAGATCGGGTATGGGATTAATCTGCATTTGCTCCGGTTAAAGATGGCGAAAACGTTTCTGTGGCTGTAAGT
TTTTAAACCAAGACCAATGCCAAAAATGTGGCCTTACACCTTGTTTTGTGACATAGCAGTTGTTGATCACTA
GCGACCCCTGCTGGCCGGATAAGAGGGAGGGAGTACAGCTCGGCATAAAAACAGAGCAGTCAATAAAAATAG
GGTTTTCAAGTTTAAAAAATAAGAATATGAATTGACTTACATCAACCAGAGAGATCATTGAGCATAACAGTC
ATGAATGTGCACAAAAACACACTATGTTGCTATTTTTGGTAAAGTAATAAGAGTAATTTGGTCCAGTAGTATGC
AAAATGACCCAGGTGAGAAAATATTTATTTAGTGTATTAGAAATGATCGATGTAGGCTATACAAAAGTACACTT
GTGTACAATTTACACTTACAAGTTTACATAATTATAGTGCTAATTTAAGTCAGTCTGGCTGACTGCTGTTGA
ATGGACGTCAAGACATTAAGTGTGAGATTTGTCTTCCAGACGTCACCCATATGACTTGAAGCTGGAG
TGTTACAGATGAATTCATATCCAGTTCCTTGCTTCAATAACTCATGCAAAGTTTGTCCCTTGATCACATCTT
AACTTGTAAAGAATGGTCCGAAACTATGAGAAGCCGCTAGGCTAAAACCTGAATGCTTCAAGTGGCACATACAT
ATATACTGGTTGTAAGCACTTGCACATACATGCATACTCTCATGCATATGCATACATACATGCATGCATACAT

ATACAGACATAAACACACACGCATGCATAATGTGAGAATTTAAACTGGGAGAATGTGTGTGCTTGAGTTTGTA
TACTGTAAGCCACCATACTTTAACTGGAAGTTGCTACCATAACCAGCGCTTGGTGACAAGCTCAGCTCAATGA
GCGGTAGTATGTGGTAGTGGGTGAGTTAATGTTTCTGCTTCATGAAACCGCCAAACCTTGTACATTCAATTT
AGAGTTCCTTGAAGGCATTACTCCATTTGTTCTCTTTATAATATCACACTAGCCTTGGTCCAATTAATAGCTTT
GAGGAAGAGTGCAAATCCATATTTACAAATGAATCAACATATTACAGTAGGTACTAGAGTAAGTAAAGGAAAA
AGTAGTAGCAGTGATATTAGTTTCACTAGCTATTTTGGCTGCACAGTTAATCCAAATATTATCGAAATGGCAGT
ATGGCTAGGTGCAAATCGCAAATTTGTGACAAAATAGCATTATAATGAAGTACTGTAGTGCAGCAAAGATTCC
CTGGCCTACAAAGCTTGTTATTCAGATTTAAGAAAACATGTTTCGTTTGGCTACACACCCCAAACAGTTTCACAT
CACCATGATATAGCACTTATGATGATTCATATTATGATTCCGATAATATTTCAATTAATTAATTGCAAATATT
CTTCTGCATACTCCACACTTATATTATACTTAATGCAGTACAATTTGAATTTGTAATGCCATTTTAAAGTATATT
CCCAACTCAGTGGTGATATACAATTTGACTGCAAGTGTGTTTCACATGCTCAAAAAATCATTATTTTCCCTGGT
GTAATTCAGTACACTGAATGAGTACTGAGTCCCAATTAACATACTATTTTCATTTAAAGTATACATCAAGGCG
ACAGAAAAGTATACACATAATAGAAGTGTACTTAGTACATTTCTTTAACAAGTATATTTAAAGTATAATATTTT
TAAGGGTAATTTAATGCAAAAAACATCTGACCTGGAAAAGTCTGTACATTCAACCATTTTGGCAGCTGTA
GGTTTTCCCTGTGCTGGTCAGTAGATCCTGTGCTCACTGGTTCCAGATCCAACCTTTTAAAGAAAACCTTACTCCC
CTCCCACAAGTAAGCGATTGGATGGGCGGTTCTGTGTTATGGATGATCACAAGAATGATAATAGAAGGGCGTA
TCTTTAACGCTTGTCTGTCTTAGATGATAATTCATATTTAAAATAATCACATCAAGTGTGTTTAAAGAAACGTTT
TTGTA AAAACGGACTAAAAACTTTACTCAGGCTTATTTTCCGTTTGTGTGCTCAGTATCAGAGAACAGAGAGCCAC
AGACTGATATATGCACATTGATCCAAGACCAAAGCAAAAATGCCAGTTTGTGCTGCAAAGACAGGAAACGTAAC
AATAACAGGTTTACACACACAGCAAAAACCAAACATGAACCTGAATGCTGCCCATATCCTCCCACATCACTGG
AGGTCCCAGGATCAGAACCTTGGACAGCAATGTTTGTATTTCAAGGCAGAATGATGAATGATTGCACACTAAG
CTGAGGTGCAGGATGGTGCAAACTGCAGGTTGTTCTATTGATAGTCTGCAAAATGTTATCTCTGTAGAGCATGT
ATACGCCGAGGCTAATTTTAGCTCTGCTTAGTTATCAGTACACCAACAAGTTGAGATGGAGACAAGGTTGGGT
CAGAGTACTTTGAAATGTAATCAGTGACAGAATTCAAATGACAATTTTAGAATTATTAATGTAATCTATTGGA
TTGCACAAAAATACCACCTAAAAATTTGAATTACTTTCAAAAATCAAACAATGGACATTTTGGACACTTTTTGAG
GGACTGCTGCTACTTGAACCTTCCAACCTTGACTCAACACTGTTCTTTTTTCTTCCATCCTAAATGTCAGAGC
AGATGCATTTTGTCTATTGAAATAAGTTAATAGAGCATTTGATTATCATGAAATATGTCATATTTATATAGTC
ATATTTAAATAATAAATTTAAATTTGCTATATTTTAAAGCCATAATAAAAAAAAAAATGGAATCAAGCAATGTATG
ACAATGTAACATAAATCTATTTACATCTTTTTTTCAAATGTAATCTGGGGTGTCTTTATAGGCTAATCAGTAG
CTACCCAACCTTACAGAAGCCCCATAAAGTCGCATTTACTAGATCCTGCTGGAAAAATGAATAAAGAATAAATTT
AAAGCTCACTCAGCTTAAAACTTGCTATAAGTCTATGCTATTTTTCAGTGGCTTAAACATTAATTTCAACAT
TGACCTAATTAATGTAGAACATAAACCTTTTCAAGCAGCCAGCGTTTGTGCTGGAATTTTTGGATTGTATTTT
CAAAAATATCCACATAATTTGAAAATATTGAGGTTGAGCGATGAAATTCAAAGAAAAGTGCAATGAGAAGATGAG
AAGATTTTTGTTTCTTGGTCTCACTATCTTGGAGGAGGTCGCGGTGTGGCCTTGCTCTGTTTCAAGCATAA
AAACCTCCCATGGTTTGGTCTCATCACGGCATTGAGCAACTCTCAATCAACAGACAAGATGACCAGTCTCACT
GCTAAGGACAAGGACGCAGTCAGAACCTTCTGGGCTAAAAGTGTCCGAAAAGGCAGAGGACATTTGGCGCCGATG
CTCTGGCCAGGTAAGATAAGAACATACTGACTGATATAAAATGCTCCAACATGAATTTGATTCAATTTACATAC
CTACTCACTCATGTATACAGTGGCGTGCACAGACTTTTTGAAGGGCAGGGGTGGAAAGAAAAAAGGGCACA
TATACCGTGTCTCACCCTATAGAGGGCACTTAACACGTGTTTTGGCTCCCAAGGGGGCACTTTAGCACGCG
TTTTTCAACAATTTGACCACGAGGGGGGGTGTAGATAAGAACATTCGGACTGATATAAAATGCTCCAACATTA
ATTGATTCAATTTATATACCTACTACCCATGTATAAATGTTTTTTATTTTATTTTACCAGGATGCTGGCT
GTGTACCCGCAGACCAAGACTTACTTCGCCCACTGGAAGGACCAGAGCCCCACCTCTCCCTCAGCCAGGAAGC
ACGGAATAACTGTGATGACTGGAGTTGCAGATGCTGTGACCAAAAATCGACGACCTGAAAGGAGGTCTTCTGAG
CCTCAGTGAGCTGCATGCCTTCACTCTGCGTGTGGACCTGCTAACTTCAAGGTGCAGAGCTCAAGTTTTTAA
AAGATAATATGATATGAAGCGTTCCCTCTAACTGAATGTAGATAATGCTGTTCTTCTTTTGGCCTATACATATG
AAAATTTGGAGTATGGACTGATCATTAAAGTTGGACATCTAAAAACTCAAATGTAACATCTGTGTGACTGTCT
TCTTTTGACAGATTTCTCTCCACAACATCCTTTGGTTCATGGCTATCATGTTCCCACTGACTTCACTCCTGA
GGTCCATGTGGCTATGGACAAGTTCCCTGGCTGCTGCTGCTGGCCCTGGCTGAGAAATACAGATAAACAGCA
GGAGAAGATGACGGAGACTGCAGCATGAGCTTACATTGCATGATGATCAATAAATGCATGAATGCAAAAAATGC
AAAGCAATTTGTTTTCTGGTTTTGTTTGTGATGATTTGTGTCATTTGAGAGTAGATCAAAGTCTCAACTACAA
GACAGAATTTTTAAAAATCCAGTCAAGTTTTTACTTAACTTAACTTACAGCTGCAACAATTAGTTGATTAATTGAT
TAGTTTTGATAATGAATTTATTACTTTTTTAGGTA AAAACATTTCTGTAATTTCCATCTTCTTCAATGTTCTCT
GTTTTATGTCATAAATTTAATATCTTAGTACTGTTTGTCTGACAAAAGACATTTGAACCCTGGGAAACTT
TGATGGGCATTTTTTCACTATTTTCTGACATTTGATAAGTGAATTCATCAAGTAATTTACACACTAATTTGCCGA
GTCATCGATAATAAAAAATAACCATTAGTTGCATTTGTAACATCTGTAGTGATAATTTTTAGAAAACAAAAAAT
ATAAAAATAGTTACACGTTATCACTTTGTGAAATCCTAAAAATTTCAAATACAATGTTTTAGCGAAATCAACA
TTTTTCTTAGAACATTTGGATAAATTAACCTTCTATGTGGCATTAGTCCCTTGTACATGAAATAGGCCCTAT
GTAACAACCTCATGAGTGTGATGTGACAACTGTGAGCCTTGAAAAA AAAACATATTTGTGCTTCTTCTCTT

CTTCTTCTTCTTCTTATTATTATTATTATCATTATTATCAGTATTATTAGTAGTAGTGTATCAATATTGTTA
TTATTATACTGTTGTTGAATTAAGAATATAAAATATTAACCTTTCTGCATTCAATTGATAATAAAGCAGAAGA
CCACAAGGAATTAGCCTGAAACGAAAACTGCACCTTTGGATGGTAAACCTGATAAAATTGTGAACCTTTTCTT
TTAAATCTACTTTTTTTTTTTTTTCCAAAGTGAAAAAGTGATCCAAGTACCACATCATGAACAATATATTTG
TGGAAC TATTAATGTAACCAACCTGACATATTTTCTCTATAATGATAATAACAATAATATAATAAGACTTTG
TTTATGTTACGAGATGATGGTAGTATCTTTTTTAAAGAAATGTTCACTGTTGCCACATTTTCATCAGTGCTATA
GTGTTTCTGTCTATACTTCTGTGTCTGGTCAGTCAAAAATAATATTTTTTATCCCAAATGGACATTAATTTAT
GTTTACATGCAATTTAAGTATAATTACAGGAAAACAACCTGTTGAATTTGCTGATTTTTTATTTGCTTTTGAG
AAAAAAAACAAAGAGCTTTTAAACAATAAACAGCATGTGATAGTCTTCTTAGTGGTACTGCATTCCAGGGA
GGACACCACAGCCAGGAACCTTCTGAAAAGCTGCCTGGACATCACCAGTGAAGGCTTTACCCAGCTTTGCA
GCAACCACAATGGTCAGGCAGTCAGACAACAGCTGCAAGACAACAAGCATCAGAAAACATTAACATGAAATGC
GTTTGTTGAATAATGGTTGAATATGGATAACAGTAGTTACAGTTCACAACCTTTACCTTGAATTTGTCAGGGT
CCACGTGCAGTTTTCTCGGAGTGCAGCACGCTCAGTTCTGCATATGTGGCCTTGATGTCGTCCATGTTCTTAC
AGCCCGTCCAGACCGTGGAGGATGGTTGTTCCGTGTTTTGCGACCAACCGGATTCGCAATGATAGCAGCGGCG
TTGTAGAGGTTTTCCAAAGTTGCCGAAATACCTCTGAGTCCAGGGGTAAACGACCAGACACCTGAGGGAACATG
CAAAAAGATAAACGTTACAGGCTAAAATAATGAGATTAATAAGGTGTTCCAGGAATATGAACATGCGTGCATA
CAGTGCACAAATAATAATCCTTGATTATTAATGTAACAAAACAAAACAAACATCTGACCTGGAAAGAGCTGCA
GGTCCAACGACCTCATACTCCATCTTAGAGAAGATGTCTGGATGGTGGCGCGCTCGAAGTCTGACCATTCAA
CCATTTTGCCGTCTGTAGATTTTCTGTTTCCAGGTCAGTAGATCCTGTGCTCGTCCGCTCCAGAACCAGCTTTA
AAGAAACCTTACACCCCTTCGAGAAACAACGATTGGGTGGGCCGAAAAACGATGTGGGATTTGCACCAATG
ATAATGGTTATCTGCGCTCTCATATTGTTTCTGAGACAGAAACCACTTGTCTTTCTGAAACATATGAAATGT
TTATTTTCTGACCGTAAAGTCTGATGCAAAGTAAAAGAAAAGGCCTCACACGTAAAAAAAATATATATTA
AATGACAGGATCCAGACATCAAGTGTGTTAAAAGGCAATTATGTAAGGGTTTTACAGTCTTATTTTCCG
TTTCTGTGATCTTTTTGGTCACATGGGCGCAAAATCAAGTGTTCACAATTTGTTGGCAGGGAACAGGTT
TACCCGCACAGCAAAAACCAACTGTGGACCTGAACCTCGCCCTGGAGGTCCCAGGATCAGCACCTTGACAGC
GATCATTAAGTTTCACTGCGGAATGATCGCACATTAACAAAAGATAAACATATGAATGACCACCTGAGCAC
AGGCAAGATGGAGCAACACCAAGTTGTTCTATTTATAGTCTGTTAATGTTATCTCTGCCGAACATGTACACC
CTAGGCTATTTTTTCTAGCTCTGCTTAGCTATCAGTACACCAACAGGTGGTTGTGATATAGACTGGGTTGGG
TCAGATTACTTTGTAATGTAGTCCCTGACTGAATACAAAATACATGGCAATTTTGTACTTGTAGTGAATGAA
TTTGATTTAAAAAAAATCGGTAACACTTTATATTAAGGTACACCAATTCACCATTAATTAGTTGTTA
TTAGCATGTAAATAGTAACATATTGGCTCTTAAATAGTCATTATTAATACTTATTAATGCCTTATTCTGCAT
GGCCTTATTATACAACCAGTAAGCCATTAAC TAAGAGTTTTCCCTCAATAACCTCAGAATTATTGCTTATTAG
TAGTAAGTTAAGAAGTTGTTGTATATGAATTACCATCTCAATATGCTAATATGTCTAATAACTCTATATTA
GTCTTTGTGACTTAGAATATGTTCCCATACTAAAGTGACATCTTGATCATTACTAATTCACTAATAGTTGAA
CACTTATTAACCAACACATGTTCCCTAATCTAAAGTTGCCTCCTTTTACACTTAGTTAATATATTATGGCAC
ATAACTACTGCAATGAACAAGTGATGGGTTACACCTTTGAAAAAATGGATCTATCTATAGGTTCCCTCTCAT
TCAGTGGTAGAATAACAAAGACAGTACAAGTACAAATACCTCATTATTAGACCACTGGTTCAGCTGGTTCAG
GTTTTCCCAAGGCTGACAACAAACTGTGTGAACTTGTGTGTAGTTTAACTTACAGGTAATGGGGTCTGCC
TGAAAAATCAAACACTGACAAGTATCAGTGTATATAAACATGTCATACAATATGGTATCAAATGTATAAGCAG
GTCATACTGTATGATAATACAGGTACTCTATTGTTGAAAGTCTGTATGATCCTTTAACCAAAATCTGCCTGCT
TACAAAAACAACAATATTAGGTACAAAATAACAAAATATTGCACAATCTAAAAAATAAAAACCTGCACAGC
TCAACATGAACTTGCTCTTTATCAGATACACTACACTTGTCAACGCTTAGAACAAAATGACTGAACTCAACAA
ACATTCACCTTTACAGCCTAACTTGCTCTATAATTACTGTATCAGGTCTTAATATTTTCATCAACAAGGGCA
GGAGTTGGCATTGCGCCTCATGTCCCTCTATAATGCTCTTCTTCTCAGGGGTAATGTGGGTTGCACATCTCTT
AGCAAATGACTGCAGGGTCTCAGTTGCAGGATCATACTTCAGAGTCTCGAAGGTTTCAGGATCCACAATGTTG
AGCTCTGCAATTCAGCAGTCACTTTGATGGTTCCCGGTCCAGCCATTGATTCTGAAGGCTTCAGTCAATGG
TGCGGACTTTGCTTAAAGCTTTTCAAGACTTTTTTTTTATATCTGTGATAACCTCAGCTGGCCCTTTCAGTCAA
AAATATATAAAAACAAAAACAAAAGAACACGAGAAATGAGCACAACAACCGCTTAAGGTCAGCTGAAATTGCT
CAAAC TAGTCACCTCTTTTTTGATAAAAAGTATGAAGCATATTTCTAAGAATGGGACAATCTGCTCATCTCCTGA
TATGATCCCATGCACAATATGTGGTTCAGAATTCAAATCAAAAATGATACTCTGTAAGTTTAGTTGGTAAGTC
TTACGGTTCAGAATTATTTTTACTTCTGAGAGACAAAATCTTCTAGCAATACATTTGATGTTGAATAATAATT
AGTGTGAATGCTGCAAAAATAAAATGGAGCTTTATTCTTGATGAAAGCCACATTTTTGACTTTAGACATTTAAT
TTTTGCCTCATAATTACTTCAGAACATATTTTTAAAGCTCTTCCAACGCTTTTCTTAATAATTACTTTTTCAT
GACCATTGTTGCCAACAGGGCAGGTGGTTCAAGTTATGCCATTCTTACCTCTCAGATGAGCTTTTCCAGGCA
CAGCCGAGTTGCAGATGCAGGTGGCTGTGTCCGACGTGCTTTTCGTCTTTGGATGACAACAACACTGTCCGA
GGACTACTGATGTCTGGAGAAGATGGGGAAATGACGTCATCTTCTCCATATTGCCATCATCATCTCATCA
TCGTCTCCAAAGAAAATACCAATTTGGCTGAGCTTTGATCAAATAGAGGATAGATGAGACAAAGATCAGATTG
TTATGAAGATATATCACACCTTTCATTACAATTACATTATTTTTGCAGATACAAGTTGCTCCCAAATCACTG

ACATGATTTCTTCTTTCCCATGATTTGCTCACGCAAAAAATTGCGCTCTTGCTCAAGATCCTTTATTATTTTTT
CTTGCCATTGGATCCTGGCTTCTAGGAACCTCCACTTTGGAGATTGATCCTTAAAAACAAAAATGAGAGCAGGA
TACAAAAAAGATTATGATTTGACAATATTGAGTGAGTGAGAGCGAGAGCAAGAGAGAGAGAATGACATGCGT
GCAACAGAGGTAGTGGACCAGATATGGTGTGTGCCTTAACCTTGATTTGTAAGCACATGTATACTGACAAAAATC
TGCCAACAACCTTTAATCCCAGGCAGAAAAATCACTAGCAAGAAATGAACTGTAATTTTAGACAAAAAAGATA
CACTGCTAGAAAATGAGAAATCATTACCTGATCCAATGCTGTTTTATACTGCTGCAACTTGGAGCAGAGCTTCC
TTTATCTTCAGGACCTACAGAATGGCATAGGTACAACAAAAAAAACATATGAATAGAGGACTTTAAATGTTTA
AACACATTTGGAAAAGCTAATTATTTAAGTATTAAGTTCCTTGAAAGTTGAAAGAGAAATATTTACCATCCA
GATCATTTTTTGGTCACCTCTGCCATCGAGTCATCTTTGGGGACTTTTAGGGACAATTTCTTCTTGGCCTTAGG
CTGTAATAAATAAAAAAATTCATGTCATAAACCAGCAACATGTAACCTTAAATAATCCACACAAGATTCAAAA
GCTCTTCTTGTCTAATGACTGCATAGTGCATAATTTATTTTTAATTCCAAAATTTGGTTCATACTAAAGCAT
TACATGCACCTACATTCACATTTTATGTTAATGTTAATGTTTCTTTCTACTATTCACCCAGCTCACCCTCG
GCTAGCTTAACATTACATTAGCTAATTAGCCTCTACACTGCAGATAAATAGGAGGGTTACTACTCTTTAACT
ATGTAACGGCCGGGGATGTGCTTACAAAACCTCAGGGGGAGTTTCAATTAACAGGCTAGCGCTTAACTTAAAT
TTCCCTCTTCACTCTCCAAGCACTGAACGAAACGGCGTCTTTGTGCTGTCTTTGTTTTTCTACCCTGAATGA
CAGGGAACCTATAGATAGATCCATTTTTTTTTCAAAGGTGTAACCCATCACTTGTTCATTGCAGTAGTTATATGC
CATAATATATTAACCTAAGTGTGAAAAGGAGGCAACTTTAGATTAGGGAACATGTGTTGGTTAATAAGTGTTC
ACTATTAGTGAATTAGTAATGATCAAGATGTCACCTTTAGTATGGGGAACATATTCTAAGTAACAAAGACTTAA
TTTAGAGTTATTTGGACACTATTAACACTTGTAGTTTTGTGTTTTGTATGTAAGAACAGACCATATTCATTA
AGTGTATTAAGGGAGAATAACTATTCTTGTGATACTACCACCTTAGTCCATACTAAGCAAAGCATATTGAGA
TCGTAATTCATATACCACAACCTCTTAACTTACTACTGATAAGCAATAATTCTGAGGTTATTGAGGGAAAACT
CTTAGTTAATGGCTTACTGGTGTATAATAAGGCCATGCAGAATAAGGCATTAATAAGTACTTAATAATGACT
ATTTAAAAGCCAATATGTTACTGTGCTGTTCCCTCTTTCCGGCTATACATGTTGAAAATTGGAGTATTGGCTGAT
CATTAAGTGTGGACATCTAAAACTCAAATGTAACATCTGTGTGATTGTCTTCCCTTGACAGATTCTCTCCC
ACAACATTTCTGTGGTCATGGCCATCATGTTCCCCACTAACCTCACTCCTGAGGTCCATGTGGCTATGGACAA
GTTCTGGCTTCTCTGGCTCTGACTCTGGCAGAGAAAATCAATAAACAGCAGGAGAAGATGATGGCGACTGC
AGCATGAGCTTACATTGCATGATGATTAATAAATGCATGAATGCAAAAATACAAAGCAATTGTTTTTCTGGTT
TGTTTTTTGTTGTGTCATTTGAGAGTAGATCAAAAGTCTCAACTACAAGAAAAATTTGAATTAATAAAAAATC
CAGTCAAGTTTTACTCGATTAATTGATTAGTCAAGTGCATAAAATGAATGTAACCTGTTTTAATAATTAAT
ATAGTGTTTTTGTTGTTGCAAAAACCTGTTTTATACCATTCTAAAGTGGATATCTGTTTGTCTGACAAAACAA
AACACGAAATTTGAATTCTGGGAAACAACATTTCTAGACTAAAGAAGTATTTCCAAAATAATTAGAAGATT
CATTTAAAAAATGAATTGTTAGTTGCAACCATACAGTTAACTTATAGGGACAGCAGTTGTAACATTTGTTAC
ATATACGTGTATCCCAGTCTTTGGAAAACAACTAGCAATAAATAAACCCTTATTTATTTGTCAACTTTTTG
CTTTAAATCCTACTTTTCTTTTATCTAATCCTGCGAACATCATGAACATCATGAACATTTAAAGGCAACAATA
TATTTGTGGAACCTATTCTACAGACACACAACCTGCCCTTTGTTATATCTTCAGTGATAACAACAATAATGTCA
AGGATTATATAATCAAGACATTTGTTTTTTATTTTTTATTTATCTAATTTATTTCAATCATGTTTCATCTTTGTG
TTATTTAGCTGGAGTAGTTTTTTTTTAAAGACAGTTTCTTGTGGCCACATTTTATCATGCTTTTTTTACCTGT
TCAAGTGGTGATCCAAGTACCACATCATGAACAATATATTTGTGGAACCTATTAATAAACCACCTGACATAT
TTTCTCTATAATGATAATAACAATAATAAATAAGAACCTTGTATTATGTTACGTGATGATGGTAGTATCTTT
TTTAAAGAAATGTTCACTGTTGCCACATTTTATCATGCTATAGTGTCTGTCTATACTTCCCTGTGTCTGGT
CAGTCAAAATAATATTTTTTATCCCAAATGGACATTAATTTATGATTACTATGAGTTAATTGGCAAACAACCT
GTTGAATTTGCTGATTTTTTTATTTGCTTTTGGAAAAAACAAGTGTCTTTAAACAATAAAGCAGCATCTT
AGTGGTACTGCATTTCCAGGGAGGACACCACCACAGCCAGGAACCTTCTGAAAAGCTGCCTGGACATCACCAGT
GAAGGCTTTACCCAGCTTTGCAGCAACCACAATGGTCAGGCAGTCAGACAACAGCTGCAAGACAACAAGCATC
AGAAAACATTAACATGAAATGCGTTTTGTTGAATAATGGTTGAATATGGATAACAGTAGTTACAGTTCCACAAC
TTTACCTTGAAATTTGTCAGGGTCCACGTGCAGTTTCTCGGAGTGCAGCAGCTCAGTTCTGCATATGTGGCCT
TGATGTCGTCCATGTTCTTACAGCCCGTCCAGACCGTGGAGGATGGTTGTTCCGTGTTTTGCGACCATCGG
ATTTGCAATGATAGCAGCGCGTGTAGAGGTTTCCAAAGTTGCCGAAATACCTCTGAGTCCAGGGGTAAACG
ACCAGACACCTGAGGGAACATGCAAAACATTTTACTGGGTATGATAATGAGATTAATATGTAGAGAAAAGAAA
GAACATTTTTGCGTACAGGGTATAAATAATATTCAATTATTAATGTAAAAAACAACCAAAACAACAAAAACATC
TGACCTGGAAAGAGCTGCAGGTCCAACGACCTCATACTCCATCTTAGAGAAGATGTCTGGATGGTGGCGCGC
TCGAAGTCTGACCATTCAACCATTTTGGCCACTGTAGATTTTCTGTGCAAGTCAGTAGATCCTGTGCTCGTC
GGCTCCAGAATCAGCTTTTAAAGAAACCCTACACCCCTTCGAGAAACAACGATTGGGTGGGCCGAAAGGCG
ATGTGGGATTTGCACCAATGATAATGGTTATCTGCGCCCTCATATTGTTTCTGAGACAGAAATAGAACACAA
TTATCTCTGTTTTATCTAGTGTGAGCATAACAATTCATGCTTTGATGAGAATAAAAAATGATAGTCTAGTACAAA
TTTGATGGGCATTGTTTGTGTTTTACTGTGAGAATAAAGCTGACTAGCCCTCACCTCAACTTCTAACCAAACTG
CATCATATTGATTTAGTTACTGTACGGTTTTAATGACTGCAGTATTTATCACTTGTCTATCACTTATTCCTGGC
TTCATGACATAAATTAGGCTTATATTATACTATATACTATATTATAGGCTTATCTGTGGCAAGGCTAACAAG

TGAAGTGGAAACAAACTCAGGGTCCGTGAAGGCCCCATGTGCATGTCTGTAAATTGTTTTGTTGTTATTTGA
ACTGTTTGGGAATATTCGCTACCAAAGCAAATATAAACGGAGGTATACGGGCTTTAGCGTGCATGTATTGCC
TGTCTGTACTAATATCTTGTAATATTTACATGATGCATATTCCTAAAAATAAATGTGTGTTTTATTGACAAGG
GTTTAATATGGTTAACTTGCCATGTGTGTGAAATCAGTAAGCGATCGAAAATTTTATTTATTTTCGTTTATTT
ATTTATTTGATTTTGTATTATGAATAGATCATGCACGGATCATCTCAGTGATACAATGTTTGCATACAAAT
AATTAATGGACTACAACAGTGCCTAGCTTACAAAATGATCGGGGTGATGTGGTCCAATCCCCATTGCAAAGG
GATTATCCATAAAAGTTTCATTCAGAAGAAGTGACCATGTATAATAACTAATTTCTTATATTCTGTGTTATAT
CCTGCGGTTTTAAATTCAGGCTATAGACAAGAACAGCTACAACCTTTAACTGACTGAAAAAACTGACACCCAG
GTATATTTTTGTTTTTGTGTTTTTATGAACAAGCACCCATCGAAAGGGGTGTTGACATTGTTGGATTGCATGC
CACACACAGGCAGTCGATGCTTCTGCTTGTGTTGGAGTTTAGCGGTATTTCTCAGACAGAGTCCAAGCCAGG
CACTGTAAGAACACCTCTGGACCTCTGGAGTGAAGTCTGCGGGGAAGAACATGGCCATAATCAAGATGACGTT
GTCGGCCAGGATCTGCGGGTGGCCATACACGTACTTCTGAGATGGCCCTTGTTCGCCTTGTATTGTTGTGA
AACTCATTAATAACATCTCAAAATTAAGTGCATAACTCTTTGTGTGATCATTTGTGAAATATATTTTTTATTATC
CTCATTTGACTTCTGTGATGTGTTTTTCTATCTGAGAAATTAATTGTAACGACCCCGGGATTCTGATACA
CGCTTCCCCTGATTTTGAAGAAAATTGGGTTTTCCGTTATCCTACTGTCAAACAAACGGCACCCGACAACATAAC
CTACTTGGCGGAGGTAAAACTTAATACACAAAATGAAAACCTTCTACAAACAGTTATATGATCCCAGTGTAA
TTTAGTCGAATTTAAATTTGCAGAGTCAATCAACTTTATGGTTATTTTTCTAATCACTGGTCACTCACCGTCT
CTGATTCCTGTCAGTGTGAGAAATCAGAAATATTTTATGATCAGGGTCCAGATGTATAAACTATTCGTACACA
CAAAAATGGCACTTACAAGTTTCCAAATGTATAAAAAATCCACAGCAGGTGAGAATAGTAGTAGTCTTTTTAGT
CTTATAATGTGATATTGCGAACTGCAAAAAAGGGAAACGACAAAAGTGTGAATTTGGGTTTGACACTTTATTCA
GAGTCTTTTGTCTTTCACTTCACTGTGTTAGAACTACAATCTGTAGTTTAAATAAAAACTTCACTAACATAGG
GATGCGTGTGTGATTAACAATCTTTTTGACTAGCCTTAATTTTCGTTGATAAATATTTCAAATAAATACATGATC
TTTTAAAAATTATATTATTGTCCTGGTATTATTGAGGAAAAGAATAACCAACACCTTCTGTGTGTGAGCAGT
TTTGGGCAAGTACTTTTTAAAAAGTAATTAGTTACAGTTACTAGTTACTTCTTCCAAAGAGTAACTAAATTAG
TTACTCAGTTACAAATTATAAAAGTAAGTACTTTCAGATAGTAACTATTGCGTTACTTTCAAGTACATTT
CTAAATGCTCAAATGTGACCCCAACTCCACCCTTCTTTAACGGAACCAATGCATGTTCAATTATTTATGATG
AATTTGAATACTATAATGAGATGGACACTTAATACAATACATTATTAACAGAAAACAAATGTACACAAGTCTAAA
CTATTTTAATGTTGCTGTGGGACAAAGTGAAGTACTAGCCTCCAATCAAATGCCATGTATGTAGATATTATGTTT
ATATAGTGGATCGGTACAATAGATGTTTTGGAACCTTTGATATTTATTGCCCTCAACAGGCCACAACCTGGGC
AAAATTAATTTATGCTTTTTAAGCACATACCAAAAAATAAATAACAAATATATATACTCTTTGTAGTGAAAATA
AAACAAAACAAAACCTTCAAGCAATTTGGTAGATATACTGTACTTCAAATATTTTCTTCCCGAAAAAGTAGAA
CACTGTAACAATATGAGGTGCTTTCAATCTAACTGAAAAGTACAATGTATAGCAAACTAAGGAATCCAAATA
TAAATAGGTTATACATAAGAAAATAAAAAATACATCTCCATAAAAAATAAATCTCTTTCTGGCCATTGACAATC
TCACTTCAAGAGGCTGCAGTCAGCCAACAAATACATCTAAATTAATTTATGCTCATTAAGCAATGCACCAAAA
ATGGTTTCAAAAAATATATACACTCTTTTTAGTGCAAATGTAATAAGATGCAACACAACCTCGCCATACCTGTC
TCTTGTGACTGACTCGCTTGTGTTGTTGCTTGTGTGTCGACTATGCGTGTCTTCCAACACCCGCCAACTC
TACCTCTGATTGGCTTACCATGAAATTTTACTCAACCTCAGCCAATCGTCAGCATTTATGCGCTTGTCTCGTG
CACTGCCACTAACCAAGGAAGAACAGTAAAAAAAAGTCTTTGCCTCTCAGCTCAGAGATCTAGTTTGTCTGA
TAAAAAAAACAGCTTCAATTATAGTAACGCGCCGCATTTTATGGCAGTAACTGGAACAGCGTTATTAAGATGG
GAAGAGTAATCAATTAGATTACTCGTTACTGAAAAAAGTAAACGCCGTTAGTAACGCCGTTATTTATAACGCC
GTTATTTCCATCACTGTGTGTGTGTGTGAGTGACCAATTAACAGGTCGTTAAAGAACACAAGGCTGTAGCCG
TGCGTAATAGATGCCAAATGATACAAATGCCTGGCATATGCAAATCAGACAACCTGAGACCAGGATTTATTGGC
TACATAGACCATATTTAAATAACCTGCATAAAGGTGTTAATAAAAAGCACTGCTTACTCTCGTATTTACAGTA
TAAATGTACAAAATGCTTTATATTTCAAATTTAATAACATCATTTGGAAAGACGTAGACATATGTAACACGTT
TAAAGTGTATATTCAAGTTGATTGAAAACATGTGGTCACCAACAGATTCAATCTTCTGTTTAAATCGACGGCAA
AATTTGTCACCAGGACCATCCCTATTGAAGACAGAATTGAATTTAACAGTAGTTCAAGCCATTTAAAAGGGG
CATGTTCAAGTCTGTTTGTGTTGTGTAATGCACCTGGACATTTCAACTTTTTTATTTTGGCAGGTAACCTTGAGT
CATTATGACGACGACTTTATGGCAACAACCAAGAAATGTTCAAGGTGCATCACAACCTGCATCACCAGCAAC
AATAGGCCATCTTCACTGCTACCGTCTCCTAAGACTCAACAAGACTGGGAACCAAAAATAACCAGCACTCAAGT
ATATCAGTAAAACACTACACTGTATCTGCAGTGATCTTACACCATTGTCAAAAAGATGTGCAGGGGTGCTG
CACAAATTGATGAACTTTACCTTTTTAATACGATGTGGCTGTGCAGTCTTACCTTATCAATCCTGTACAGCCTCC
ACCTTTCAGGAATCTAAACTGTTTAGGTGTACATGCATTAAGTCGGCGTGAGCTGTTTATTTTTCCACAGTT
GTGAACAACAAATATCAGTACAAGTTGTTAGAAATGTGCGAGCATGATCTTTTCAAAGACAAGTGCCTGGGAA
ATTGTGGCATCTAGCGGTATAGTTGCAGATTGCATCTCGCTTACCTTCCAAGCGCAAGTACGAAGTACAAA
GTACGGTGGCTGGGAAAGATGCGAACGACCCCATCTACAGCCAGCGTTTGGTTTGTCTGTTCTGGGCTACTGT
AGAAACATGGCAAACCACCTCATTCTAAGGCAACAAAAACACAACGAACCTTATTTCAAGGTGATTATACATT
AATGAAACATGTTGTATGTGCGCAATAGATCATCCTAAATGTTACACACTGGATCTTTAATATTTATGTTAA
GTGATTTCTGAAAAACGTTTCAATTTAGAAAAAAAACATTTAGACCGTTGAATGTTTATCCAACCTTGAGTTT

AATGCATCTTCATGTCATGGTAAATAAAGTACTTGATCATTATTATTAATCATGGTTTAAACTAAGGCTAAA
ATTATAGTTTTATATGTTATTTATTTTCTGTTATTCAATGGTTTTTGTGTTTTTTCATTTCTAATATTGTGAG
TTGAAC TTATATTATAAAAATATTATAGTATTTTTGTACATACTTTAATTATAACATTTATATATATTGTCAAAT
AAAGGGCGTCTCTGTAGAAGGTAATCTATGTTATTTATGACTCAGATTAACAGTGTAGCTGGTGAAGATAAG
TTAAAATAAAAATGTAAGTTTAGTAGACGTTTGAATTCATACTTACACACTTTATATTCGGGAAAACAGACTC
TCTGGCTCATTTGAAAGCACACTGCGCAATTTTATGTTGATTAAAGGGTGC GGTCATTTTAAATTCCTGATAA
TGGTGTGCAATATGGTGTGTGTGCCGATAAAAAAATGTGTAACGTCAAGAAATGAATATCAGCTTGTTGTTT
TAGCCACTAACACTACGTGGCTGTTCTACATATATTACCACCCACTTATTGTACTATTAATGTCCTTGTCAT
CAACATATGAAGAATGGTGTCTTTTCGAGGCCGATGAAAGGCCAATAAAGTCCTGTGGAGTAATTCTGTGTTA
TAACGGAGTTGTGCTGCTGTGTAACAGAAACCTTGTCATTATGTGGCAGTGGGTAAAGCATGCAACAAATAAA
CCCTTGTCATGGTTTAAATTTATGGGGTTTAAAAACAAAATTTAGCTGCTTGGGGACATTAAGAACCTGTTGCA
TGTAGGACATTTTCGTTATATTAAGTTGACCTACAGATAATTTATTTGGGTGGAGGAAGTCTGAATGTTGAGA
TAATGAAAGCTTTGGATAATCTCAGTTTAAACAGCCTCGGGCAAGTAACTTTGCATGGCCAGGGTACATAGGAA
AATGGAGGGAATGTCTTTTTGAGAAGAGAAACAAAATTTATTAGCTCTTTATTCTGTGAGATATAGGCATAAGT
TCTGATGTATCTGCATGGCGCTGACTGGTAACCATCACAATCCTTTAATGTAGTGTGGCGCATGTCTGACTC
TCTGCTGGCTTATCAATGCGTGTCAATTAACAGAGGAGCTGGTCACTCTTCAGTTGATATTGATTACATTGAA
ATTATGGTTGAGTGGACAGACAAGGAGCGCAGCACGGTCAGTGTATTTGGGAAAAAATTGATATTGATGTGA
TTGGACCAGAAGCTTTGGCAAGGTAAGCTTAGAGGAAGTGATTTTGAACGAAGTGAGGTAGGCTGTTGCTTTG
TTTTTGGTTTTTTTTTATGGTCTCTTTATATAGGAAGAGGCTTATTTTAAATATTATTATTAAAGTTTGT
ACGATAAAATCTCAGGATTTATATTAGGCCTATTGTTGCTTAAATGTTTAAATTTAAAAGATCGATCGATCAT
ACTGCAGCTTCTTATTTATCAGTGGCAGGTTGTCTTCTTGCATCACAACCTGTTAGAAAATAATGGTATGAGG
GGCAAATCTATTTTGTAAATAAAAGCTACTGAGGAATTAATGTTTGAATAAAGATATTAATGTCAGAGTAG
ACTAATGCTTAATTAATAATTTGGTGTTTTTATTTCTCATGTTAGATTATTTGATATTTTCAGCACCAGGCGCT
GTGCTACAAGATATTAGTTTTTAGTGTGCTGCGTATAAATGCTGTAACCTCGTCCCACAAATTTTGATATAG
CCCATTTTTGGAAATATTTCCACCTTTATAACAGTTTATATCATGTAAGTCAACACGGCCTGAATGTAATTTGT
GTTTAAAGCCTCAACCAGAGTAATACGTCTATCACTGAGTATTAATGTGCTGACATGATCTGTAAAAGTAATAA
CCTTTCGTTCTTTTTGCTGCTTTGTGGAGTCAAGATATTTTCAGACTCACATTTACGATGTGGGCTCATAACAA
ATATATTTACAATACAAAAATCCACAGAGTGTGATCGTTTACCCCTGGACTGAGCGGTATTTTGGTACTTTT
GGAGATATCTTCTCTGCAACTGCTGTTTTGGGTAACGCCAAAGTAGCAGCTCATGGCAAGGTGGTGTGAAAAG
CACTGGATAGTGCAGTGAAGAACATGGACAACATTAAGCCACATATGCTGATCTGAGCCGGTTCACACTACGA
GAAACTCAGCGTGGACCCGGACAACCTTCAAAGTAGGCAATCTTGTCTTAAATCAAAGGAGAAATATTTTAT
CAGTAGGCTACTGTAAGGTCAAACCTGTCTGGATTCAATGTGTCTTTTTGTTTTGTCCACAGCTGTTGGCCGA
CTGCATCACAATGCGCTGCGCTGCAAACCTCAAGAGCGCCCTCAACCCTCAGGCCAAAGCTACCTGGCAGAAG
TTTCTGTCCGTTGTGGTGCAGCCTATGAGCAGTCACTTCTGAAGAGCCGAACAGACCCAGCTGAAAAAAA
ATAAATGTCATATTTAAACCTGTGTGTTGTCTCAGTGGCAGACATAGACTGTACCTGCTGGCAGGCTTAAT
TATGCAAGGTATCTGAAACCATTAATAATATGCTTTAGTACTCGAATAATTGCTTAAATGACCAGTTTGCATA
ATGTTGCAACGTCAAGTATGTGGTGCCTGGTGAAGTCAATGCACCTTGACAGTAGTACGATATGGTATACTT
TTAGTGGCCTATTTTTCTGTACTAAAATGTGTATATATTTATAGACTGTATAAAGTTATCTGGGTTTTCGTAA
GTGCCTTTTGTTCCACTCTTCTTGTATCCACAGAATCTACACCATTGTGGATGGATTATGTAACAACAA
ATAACATCTCTGCTGGGTTCCCTGGACTATGCTGTCCAATTTATGTAGCAGTAGGGTGGTAGTAACATGAGAAA
AAAACCCAGGAAAACATAAAAAACAAACATTACTTAACATATGTCCATTAATGATGACATATTGCTAAATG
AGACACAGAATGGGAACAAACATTTCTCAGGTCCTTACCTCTATAGTGTAAAAAGACACTGGATATTATGAGG
TCCTCTCCTCAAGAGGGTCATATCACAAACAGGACATTTATGTTTTGTAATAAGAAATGTATACTTATGAAGGC
ATTTTAGAGAACCTCCCCAATAGTCACAGTAGGTGTTGAGAGTAAATCAAGGAAATAAGAGCTTTTATGTCAT
CAGTTTTTCAAATGACCCTAATCTCCAGATTTAGTTATATGTATGGCTTTGTTTTAAAAAGGTGACATGAAGCG
AAAGTGGGAAGAAAATGTATCCATTTCCCGAGACAATTGACCAGTGATCTGATTTATACCCTCAATCAACGG
TCTAACCAAAAATACACCATTAGCCTCCCCACCAGAGAGTTGGTGTCTTTTGTATACAAACACGCTGTAAGTGCA
GATGCAGTAAAAGGCAGGAGACTAGATGAGCTAAAAATAAAGTTTTATTGCTTTGGGAAATTAATACATACAT
CACAAATTAGATAGCTGAAACTGCTGACACAAAGTTGAGCTGCTAATGATTTGTAAGAAAACACTATTTACAGGG
AGGCAGCTTGTTTTTACTAGTACAAGGGTGAATTTGAATGATTCAATATGTTCACTTGCTAGAGCTGCCTTTAGT
CCTTGAGCATGGCCTGAAGTTAATACCCTTGGTGGCAAAACCTCTTTGGTTTTGTTCTAGGGTCCACATAACC
TTGAAACATGATAACTCTTTACAGTTTTTTTTGGGACAATCATTTGTTTTTGCATTTATGCCCCTAATGTACTA
TCGCCAATGTCTATTGTAAGATCATATGTACCAAGTTTAAATCACACATACACAATATATATATATATACACA
CACATCCACAAAGAATATCAATTTGGTTTTATGAGTTTTTCACTTTCTCACTTCAGAGAAAATCTGACCTGTG
CCCATGGTATATTGGTTACTATTGACAAAGGCCTACCAGGTGCTCACAGCTCTAGGATCAGGACCCAGGCTG
TTACTGTACATGTGCTTTGTTGTGGTTTTGTCAGCCTATATCTGAATTAATTATGCTTATATAGTGCAGGAGCA
TGACTCTTCTTGCAATATTTAAAGATTGAGATGGATTGAAAGACCACCAGAGGGCGCTCCAATTTAATTACAT
ACGACCATGTACGACCAATGTTGTGCTCCAACGGGCTCAGTTTAACTCTGTTGACAGCCAGACACATTTTTCT

CACATGAATTACAAGTGTAGACCTACGAAAACTCGATAAAATAGTGGAGAAACAAAGTGAATGCAGATGCTT
CCACACAGAAATGGAGAAAATACNATCCAATCATGCTTTGTGGCTTGTATATGTTGGATCTCTGTGAATAATT
TTATAAGGAGTACGGTCTAGACCTGCTCTATTTGAAACGTGTCCTGATATATAGTTGCAGTGCATAAACCCCT
CATTACAAAGATGAATACGCATATGAGAGTTCAATGAAGTTTCCATTTAACTAATCATCCGTCTGCAGGTACC
CCAGCATTGTGTAGACTATGCTGAACTGTTTCTGTGTTATGTACAGATATCAACCTATACTGGTGTAGACATT
TACTGCATCAGAAAACACTCAAACTATATTAGGGAATTGTGCCAATATCCAAATCACTGCGCAGGGAGTTG
CTGGTACTGCCAGCAGTACTAACGTCATTTAGCAGAGAACTCCGATTTTCTTTATCAAAGCAAATGTATTG
AAGAAACCCCACTGAACACAAGGGGATTTCTGTTGGATAAACTTTATTTTTTCGACAGCCGCTTAAAGGGTTA
TTGCATGTGTGCTTGGGCATGGTTAGGTCTTGGATAGGGAAAGTATCGCTTCTAAAGTTGATTAAGGTAATA
TCATTTTGGAGGGTTTCCAGGCGAATGGGAATTGTTGTGTCAAAAAACAGTGAAGACATGTAATTGCAAACG
AAAGTCAAACAGTTTTGTTTTGTTTTATGTGTCTGTTCCATGCAGTTTTTGGGATATTTTTGGGGATATTTTTA
TTAACCATCTCGTAATTGTGTTTTTTTTCTGTGCATGCCAGAGGTCATCGACAGGGTCTTATGTGATTCCGAG
AGGCTCAAGTTGAAATGAGGGTTTGAATAATTTCAATGAGCCACTTGGATGAAAAAGTATTACTACATTTAG
AAGAAATACAGAAATTTAGAATTATAACCTCGTTTTGCAAGTAGAACACAAGAAGATATATTTTGAAGAGGT
TATGGCTGTGCTGTGTTAGTGTGGTTGAATAGATTCTGTATTTACCTGGCAAAGGTGAGAAGTCCATTAGACC
TCTGCAGTGACGCTCAGCATCTGCTCATTCTACTCTGGTGTTTTTCTGACTGTGTGACAGTGTGTCTCCAGATG
TGAACAGATAAACCCCTTATTGTTTCACGCCCTGCCCTCAATTCTCTGCCCCAGTGACCTTATGTGAACATAA
GTCAGCAAACAGCTGAACTGAAGCTAAAAAAGGTGCGAGTCAGGACAAGTTTAAAGTTCTTTATTTTATATG
CACAACAATCCAGTGAAGCAGTTGTAATGAAATACATTTGTTCTCAGGCTCCCTTCGTCTCACACAAAAGGT
AGAAAAAGAAATCACTTAATTAATAATAGAGAATCAAAGACAGTATTACAACTGAATCCAGTCTAATTTGT
GGAATAATCTTCAAGCCCCAGTGAATCTAAGCAGCATTTCTAGTGCAATTAATGAATGAATTTTACTAACTA
CAACTTCTCCAAATAGAGAAAATGTTAGTGGTGTACAGTCTGAATCAGCAAAGCTACTTTTAAATATTTATC
TTGTTCCCTCTGAGCGGACCCACCCTTTGAAGGCTCCAGTTCTCTCCAGATAAGCGTGTGGCAGCAAACCT
TCACCCCAAATGACATCACTTTTCATGTTCAACCGATAACTAAATCCATTAATATTAATTAATTGCAGAGCCT
AGATTTCAAATCAGTACGCTGGACTCTTAGATGTTTACACCGTTGCCTATAGCTTTAACTTTCCATACTCAC
ATATGTCTGTTCTCTGAATCAGAGCATTAGACCCAGTTATTTTACTTTTAGTGTATTGGATCATATTTTGGT
ATTGTGCTGTAACAATAAAACGATTACAAGCTTAAATTTAGTATGTCATTGCTGAAATAATATAATAATTTA
TTTGATTATTTATTTAATCTAACGATGTAAGGACAAGTCATGTTGGATTTGGTCCAACCTGAAAGTTATTTAT
AGAAGCATGCCACTTCAGGGTCGTATCAACACCCTAGATTTTGCGAAAAAGCTCAAAAAGCGTTTATCTGGT
AGGCTCAAATCTGATAAATCTGATCAAGAATGATATTAAGCTCGGGCACATGAGCCATATTACTTATTACCA
GTTAATTTAGTTGGAACTATAATCTTTCTTTTCTGACGGGTTCAAGTTCGTCAATTTTCGATGGCTGTATTGG
GTATTTGTGTTTTGCATTAAGATGCAATCTGAATGAAATGAAATCCTTGAGTTGAAAGAATCTTGAGT
GAAAAACAACACTAGAGTGAAAACATGTGCTACATTACTTATTTTTAACTTGTGTTTTTTTTTACAGAGTTGTTT
TTTTGTCTTTATCTCATGCAAGCTGCAACACATCATTGGAACCTGTCCAAATGCCACGCAGCCTATCTTGA
GGTGGATGGGTGTGACCCTGCTCTGTTTTATGTATAAAAACCCACGGTGTGGCTGATCACAGCGTTCAA
CTTCAACCAAACAATCAACAGGCAAAATGAGTCTCACTGCTAAGGACAAGGCCGAGTCAAGGCCTTCTGGGG
TAAAGTGTCTGGCAAGGCGGAGGACATCGGCACCGATGCTCTGTCCAGGTAATTATGACCCCTAACTAACTGT
AACCTTTTTCTAAAATTAAGTGCATGTTTTCGTTATGAATTTATAATTGTTTATTCATTACTCACATTTATTA
TCCAGGATGCTGGTGGTGTACCCGCAGACCAAGACTTACTTCTCCACTGGAAGGACTTGAGCCCCGGCTCTG
CCCCAGTGAGGAAGCACGGTAAGACTGTGATGTCTGGAGTTGCAGATGCTGTGTCCAAAATCGACGACCTGAA
TGCTGGTCTCCTGAACCTCAGTGAGCTGCATGCCTTCACTCTGCGAGTGGATCCTGCCAACTTCAAGGTCAGT
GATGGTGATTAACACTTGGTAGTGTTTTTCAAACCTGCTGTTATTTTATTGCCTTCGCTCTGCCATAAGAAGGT
ATGCACAAAACGTTTTAATTAATTAACAACAAAACAAAAAATATTAACAAAACCAATAACAATAAAAACTAA
AATAAAACACTGAAAACACTGAACTTAAATAAAAAAATAAAAAAATAAAAACTAATGAAAAATACTTA
ACTATAAATAACTGGTGTGAAGCCAGCTCAGCTTTCATTTAACTGTGTTTAAATTCAAAATTGAGTGCACATCA
GTCGCTCGCTGTGAGAGGAGAAAAGAAAAGGGGAAGATGAAAATCAGTGACACACTGAATGTTAGTTTGGT
GTTGTTTGACCTTCTTTGCAATATCTCACTTGTGTTCTGGGCTTTTTGATATTGAGTCTTATACACTATACA
TACTTAACGATTTTTTAGGTACTGGCGATTGGATTAAATGTCATTATTCTCTTTTGACAGATTCTGGCTACA
ACATCCTTGTGGTCTGTCCATCATGTTCCCCGAAGACTTCTCCCTGAGGTCATGTGGCTATGGACAAGTT
CCTGGCTGCCCTGGCTCGTGCCTTGTCTGAGAAATACCGATAAACTGCAGGAGCAGGAGCAGATGATGCACAG
CAGCATGGGCTTGGATGCACCTGTGCTGAGTCTGAATATCAATAAAAGATCAAATGCAATTAACAGTTTGTGTG
GAGTAATTTTCTATCGTGCATGTTTTAAAGTGTGTCAAGTCAGGTCAACAGCATAACATATTTTGTGGAATTT
GAATTGGTATAACGCATGTCAACGACGGTTCAACATATTTACTTTNAACAAAACAGACAAAATAATTCGTACA
ACAACATAAAAACCCCTATTTTAAATCGACCAGAATGAATGCAAATGAATGAAGTATGACACAACACCCTACAAA
TGTAATCTCCAACGGATCTAAGTTGAAATTATATTACAGCCCTGAGGTGCAATTTCTTTTCTCTATATATAT
CTATAACTATATATAGTGGCAGTAATATAATTTCTCTCTCTCTCTCTCTCTCTCTCTCTCTCTCTCTCTCT
CTCTCTCTCTCTCGCTCTCTCTCTTTCTCTCTCTCACTCATTTTTAAAGGTTTAGAAGGATAATTATAGTTA
AAATGTATTCTGTTTAGTGACTCTTTATATAATAATCATGTTTATTTTGTGGCAAAATACAAGTTTTTTGTAC

AAACTTGATCTTGCTTCCAAACTTTTGGCCTGTATTGTATGTATAGATATATCCATTAAGACAACATTTAAAT
ATCTGAGTTTAAATAATGTTACAGTCACTGGTCTATTAACCTCCCCTTACAGTGACTTACAGTGCAAGATTTTT
GTGCTTTATTTGAACATGTTGGCCTGTCTTCTACCCCCTACGTTTTTTCAGGGGAAATGTTATAATAATGTAGTA
ATAATAATGCATTATAATGCGTCATAATTTTACTTTTTTAAAGTGGTCATTCTGCATAAAGAATACCTTAATA
TTAGGCTGATAATACCAGTGTATTTTAAATTTTATTTCGTATTTCAATGAAAGACTTTTAGTTTTAATGTTATTAT
TGGTATTGAAGCTTTAAATGGATTTAAATAGTTCTTCAACCCTGAACATAAGTAAATATATATTGTGAATAA
AACTTTTACAATTTCAATTGTATGCATCCTAATATGACCATCAATCCAGGCAGAGGAACACGCAACTTGTTGA
ATATGCTTATTGTTTTATTTATTTATGCTCTTGAGACATGATCAAATAATGTTTTTTTTCACAAATGATCAGCA
TGTGATGGTCTTCTTTCTCTCTAGTGGTACTGCCTTCCCAGGGAGGACACCACCACGGCCAGGAACCTTCTGAA
AAGCTGCCTGGACATCACCAGTGAAGGCTTTACCCAGCTTTGCAGCAACCACAATGGTCCAGGCAGTCAGCCAG
CAGCTGCAAGACAACAAGCATCAGAAAACATTAACATGAAAGGAATGTGGAATAATGGTTGAATATGGATAAC
AATAGTTACAGCTCCAAAACCTCACCTGAAATTGTCAGGATCCACGTGCAGTTTCTCGGAGTGCAGCACACT
CAGCTCTGCATATGTGCCCTTTATGTGCTCCATGTTCTTTCACAGCCCGGTTCGAGACCGTGGAGGACAACCTTT
CCGTGAGCTGCAACCATCGGATTTGCAATGATAGCAGCGGCGTTGTAGAGGTTTTCCAAAGTTGCCGAAATACC
TCTGAGTCCAGGGGTAAACGACCAGACACCTGAGGGAAACATGCAAAAACATGTAGTATAACTCAAATTTGTTA
CAGGCTACTTCTTTTTTGCGCATTCATGTTAAGGAGAAAAACAACAACAGAAAAATCTTTTACCTGGAAAAGA
GCTGCAGGTCCCACGACCTCATAGTCCATCTTGGAGAAAGATGTCCTGGATGGTGGCGCGCTCGAAGTCTGTCC
ATTCGACCATTTTGCCTGGCTGTAGATTTGTTTTCACGAGTCTGTGTGGGCCATGACCAGATGCAACTTTTAAA
AGAACCCTTTCACTCCTCCCAAAATATGCAATTGGATGGAGTAGGGCAGTGGGTTGTCCATGTATAGCTACGG
ATTTCCAAAATGATAAGAAAAATGACAAATCTGCACTGCTTAGATTGTATATGAAGCGGAAGAAATAGATATT
GCTGGTTGTGTGAATTCATGCAGTAAAAAGAAGACCTAAGCTGGCAGTATTAACCGAGATACTGTTAAAAA
TGGGGCCAGATTCTTACGAATTTTTTGAATGCTTGAAAAATGACAATTTGTACTATCTGACAGTATTAAGTA
GCCTACGTTTTTCTGGTCTTCTGGCCACTCAAAGTGTCTTACAACACTTGTACATTCATTCACCCATTCACA
CAAACATGCATACACTGCTGGCAGAGGCTGTGCATGCAAGGAGCCAACCTGCTCATCGGGTTAGGGGGTGCATA
GCTTCTATCTAAAGCAATTTGGGGTTCAGTATATTCTGTCAAATCAGTCCAAGGACACTTCTAATGGATTGG
GGGAGCCGAAATCGAACCATAGACCCTCCAATTCATAGACAACAACCTGAGCTCAAAAACGCGAGCCACAGG
CGCCCCCTAACGTGGATCTAATGTGAATAAATGATATCCAACTTGAGGTAATAAAATCCAGTAGATGGCGCTC
CTACACGTCAGGGAAACTGACCTCTGCAAGACCGGTTCAAAGTGAGGATAATGCAGACCAAAATAAATGATGT
TTGTAATAATCACAACCTGAAAAATGACCTTCTTTGAGATCAGTTTAGCTTATGCATTTATGTATCGATCTACAG
TTTACACAACAAAAAATACTTCGGTGTGACTTAGACGGTAATTATCATTTGACGTCATTGTAATCATTACC
TCATTTTTTCCCTCCCAGCTCATTTTCGATGTTAAGAAACGCAGGACCTGTGTGCAATGTACATTCATACATT
AAAATTATATATACTTGTAGTGATTTACATTATTTATGGGGTATACCCAAGTTTTATTTTTCTGTTGCAACAG
AATGGTGGCTTATAAGGGTGGCTTATTTTACGCCAAGCTGTAAATAATGGTGGACACAAAGGTAGCCATATGA
AGGGAGGTATACTCAAGATTGGGCAACAAGACAACCTGACAACATACAGTATGTTTAAACGACAGAAACAAAAG
GAGGAGTTGTGTGAGGTACAGGGTCCCAGGCACTAGCCTCACTTCAGTACCACGGACAGCTCCCTGATCACC
ACTGCCACACCCCGGATGTACTGTCTACTGGCATGTTCTGTTTCTTTATGAACAAAATCGTCTTACAAAA
CAGTTGAAAGCATTTACTTCAATACCACACTGTAACCTTCAACGATTAATGAGCGACTTAAAGTTCTTATAATA
TAATAATATAAAAAATAAT
ATATATGTTTTCTCTGCACTGGCTCCCTGTAAAATTTAGAATAGAATTTAAAATCTCTTCCCTCCACATTCAA
GAGTAGGCTTAAAGACGTTCTTTTTGATATAGCTTATGGTTAGGGCTGGATCAGGTGAGTCTTGAACCATCCC
GTAGTTATGCTACTATAGGCTTAGACTATCCTGGGATTTCCCATGGTGCAGTGCAGTCCCTCTCTCTCTCT
CTTCTGCACTCATTATGTCATTAATGCATGTTACTAACTTCACTTCTTCCCAGGATTTCTTGTGCTTTC
TCGCTCGCAGGTTCTTATCGATCCTGGTGGAGCCTCCTGCCATGGTCTCTGCTAGATTGCCTTTACCAATACT
GTTGTTGCTGTGCACCTGTCTGTCTGCCTGTCT
GTCGGTCT
CAGCTGGTCGAGACAGACGCGGACCCACCTAGAGCCGAAGGATCTGTCCTAGGTTTCTGCCTTTAAACAGGCA
GTTTTTCCCTTGCCAAGTCTTGCTCATGGTGGAACTGTTGGGTCTCTGTAATTAATGTTTTAAAGAGTTCGGT
CTAGACCTGCTCTATTTGAAAAGTGTCTGAGATAACTTCTGTTATGAATTAGCGCTATACAAATAAAATGGA
ATTGAATTGAATAACCTTTTAAATATTCATGAATGCCACATGTCTCCTTTTCTGCACAGGCAGAAAGTTCTTACG
ATTTCTTGCACAGAAACGTTTGGTGAATAAGCACTAAGCAGGCAGGACGAGTGCAGCCCTGTGACTGGCTAA
AGTGAGGAGGTGAGAATTAAGTGACAGCACAAAGTGTTCATAATGTTACTGGGAAAAATCCCTAACGATTAAT
GAGAATAATATTGTAATAACAATAATAAAGAAGAAAAACATTATAACTTCAATAAACTGGTTACCTTGAA
ATCAGTATTTTAAATACGTTTTTATTATCATAATTATATTATTATTATTATTATTATTATTATTATTATTATT
TTATTATTATTATTATTATTATTATTATTACCTAAATGTGTATGTGTACTGAAAAATGTTTTAAAAAAGAAGAGA
CATCTGTACATTTTTATTTGTTTTATTTCAGCAAGCCCTTCCATGTTAAAAGGGATGTTGGCGTTGTTGTGGACG
ACATGCCGATTGTATGCAGTCGATGCCCTGAATCCTGGATCGCTGGAGTTTAGCGGTATCTCTCGACAGA
GCCAAAGCCAGGTTCTGCAGGAACCTGTCAACGGAGACATGGACTTTCAGCAGTGAATCTGCGGGGAAGAGCA
TGCCAAAACCAAGATGATGTTGTGGGCCAGGATCTGCGGTTGTGCAAGAAACACATTTAATTAAGTCAT

CAACAAAGAAAAAAAAACACATGGACAGTTAGATAAACAGTTATGACATAAATTCACATTTGAACATGAACAA
ATTTTATCTGACTTTTTGGCTAATGATGACCTAATTGTATTACTATAAATTAAGTAACTTACCCTGAAGTTGG
CAGGATCCACTCTGAGCTTGAAGGCATGCAGCTCGCTGAGGCTGATGAGACCACCAGCAAGGTCATCCATCTT
TCCGACGGCGTCGCCAACGGCCGCCATGATGGTTGCACCATGGGCTCTCACTTGAGGGGATTTCAGGACTGAGA
TCAGACCAGTGGGAAAAGTAAGTCTTGGTCTGCGGGTATACAGTCAGCATCCTGTCAAAGAAAATAAAGAAGA
ATCAATGACAAGAAGTAATAGCGCGCATAGTTTTAACTATGACAAAATACAATATAAAAAATAACAACAAAT
AAGCGCTTACCTGGCCAGAGCCTCAGCTCCAATCTCGGCAGACTTCGGGGACACTTTGGCCAGATAGCCTTC
ACCACGGACTTGTCTTTTTCGTTGAGACTCATGACTGCCCTTTCTTCAAGTTTTCAACAAGTAAAGAAAATAT
TCAAGCATGAACATGCTGGTTAACGACCTTTTTTATATCAAACCTTATTTGCACCACACCCAGTATCAAATCT
AAACCACACCTTCTCAAAGAAATTGCCAAAGTTTTCCAGCCAGTGTCTGAGATAAAATTAGGCTAACCACTC
CCTGTTCTTGTATATATTTTTTTCAGTCAGTTTTTTTTTAGGTAATTTAAAATATAATGGTTTTTGAATCTGTCTGC
AGATATAACCATATGCTGAAATGTGCATTAGTAAGACAAAAGACAAGACTTTGTAAGGTTGCATTTATTCAA
CAGTTTGGACAGAATAAAGAAAAGAATAGAATAATAATAAAAAATAATTTCCACAGGTTTTCATTTGCAGAAAAG
GACATTTGAATGGTTATGGTTAATTGTGCATTTATGCAATTTATGCATTTTCATGAAAATAACACTTAAACTCTGA
TATAATTGATTCAACGTTACCATAACACTAATGACAATTTCTGCAACTTAAACAAAACATAAAATCTAAAACCAA
ATAAAAACAACTACAAAATTCATACATTTATCATGAAAACAGTGGCAAAGTACAAACTCTGTGACCAAATGT
GACAAAATGAAAAAAAAACCTATGACCTAAAAGGAAAAGGACAGTGTACAACATTAACATTAAGTGTTTTTTT
TCATAAGATGTTTAGTTTTCCATCCTTTTTGTAGCCATAAACACAGTGTAAACATAAAAATACTACTATTGCAAT
GGAAATGAAAGATCAGCAAAAAGACAGGACAAACCATATACTTTTTTACAATTTCTGCAATACACTTTAATACAAT
AAGTTATTTTAAATTCAGAAAAAATGTTGAAACGCATTTCAATTGAAAATTTTAAAGTAACACAAACTCAATTTT
GCAAGTTAAAACATTTCTTGATTAAGTACTTTTTAAGGTAAGTATTTTTGTTTTCGAATAAAAATTACAAAA
TTAAGTCAGTGTCACTTAATTAGCAAAGCTACTGATCAAGGATGTTTTTTAACTTAAAATGTAGTTAGATTT
ACTTAAAACATTATGTAACAGTTAAAAAAGTTTTTTAGTTAATAAACTTAACTGGTTTTAATGTGATAGG
TAGAGAAGTTAGAAGATTTTGC AACCTTGCAACCTATGAATTAATGAACATTTTTAAGGAACCGATACAAAAC
TTCTTTTTTATTCGGAAAAAATGTAATATCAAATTTGGCCACATTTATTCTTATCAGCTTTTTTTTTCAGTACT
GGCAAACGTCCCATCTAACTCATTATAGGTAACAAGCCAAGCTCTCGTCTCTAGTCCAATCAGACGCTTCCAT
GGCTGAGAGGTGTGGCATTGAGTAATTAATAAAAACCTCCAGAGGACTGGTGTTTGCAAAAAGGTTTGTGCTCA
TATTTCTGTCTGAAAGAAAACGTGAGAACCTAACGTCGTC AACATGGTCAAGTGGACAGATGCAGAGCGTGC
CGCCATCACAAGCTGGTGGGGAAAGATCGATGTGAATGAAATTTGGACCCCAGGCTTTGACCAGGTGACCTGTA
TAATCTTATTCATAGTTTTTTTTTTTATTTCTTACACGTTGACATTACTAGATGTTATTACTACTAGACTTTCAA
CAGTCTGTTGGTGTGTAGTTTACTTTTTCTTTATCATGGATCGTGTCAATTCAGACTTCTGATCGTGTAT
CCGTGGACTCAGAGACACTTCGCAACATTCGGCAACCTCTCCACCAGTGCCGCCATCCTCGGAAACCCCTTTGG
TGGCCGAGCACGGTAAGACAGTGTATGGGTGGGCTGGACAGAGCTGTGAAGAACATGGACGACATCAAGAACGT
CTATACCAAGCTGAGCGTGAAGCACTCTGAGAAAATCCATGTGGATCCTGATAACTTCAGGGTATGTAACCAT
CAACACCCAACCTTAATGACTTCACAGTTTATTCTACTAGACTATCACTGATCTCTGTATTCTATTCTTCTC
ATTTTAGATCTTTGCTCAAAATCATCAGCGTGTGTGTGGCTGCCAAGTTTGGACGTCAGTTCACCCCTGATGTC
CAAGAGGCCTGGCAGAAGTTCCTGGATGTGGTCTCTCTGCCCTGAGCAGACAGTACCACTGAGGATCCGGAG
TGAAAGTTCACATTCAGAAAATGTGCAGCAGTCTACAGGCGTTTACAAATGTCTCAAGCACTGCGTTGAAGC
TTTTGCCAAAAGCACCAAATAAAAATTTAAATCAAATACGTCCTGTGTTGTGTGTGATTGTCTGTAAAACCTTC
TTTTGTTTTTATCTTTTAGCCATTATTTTCTTCTCCTTAGATGTTTCGTAGCTTCAGCTCACAACCGATTTACA
CTAGGGATTTACATAACATTAAAAACCTATTTTAAAAAAAATAACAATGGTGTGACACATTTGATCCCCGTGTAATC
TGGTCTCTGTAATTACAAAAGTCTGCAACTTGGGTTTTTGTGTATAATTCTTTTAAACATTTGTGAACAAAAGT
GCTTTTGATCTGCCTTTTAAATTTCCACATCATAATCAGTTATTTTGGACTAAATCATCCCTATCATCTCAA
TTTTAACAAATTTACGAGTCTGCCATAACAAATATAGGGCTCTGATAACAGGTAAAAAATAAATAAATAAGAAT
TATATATGCACAAACACATATATTTAG
ATATTTGGGGTTTTCTTGTAAGACAGCCTTCGCAGCCTTGGATCATAATACTTCTTGTATAGTAATTATACTA
ATTACTCGATATTGTGATTTTACATTTCTCAAGTTAGGTTTTAGGTTTTAGAGAGACACACATAAATTGAGTGGTT
CAGTGGTAAATGAAATTAATTTGCTATGACTCATCTTTAAGAAGGAAAATACTTCTGTCGTTATTTTTGGCTTC
TTTTAAAATGTGCAGTTTGTATAAAATGGGTGTGGTCACTGAAATTAATGATAACAGTGCACCAAATACTGT
ATCATGCAGGCGAGAAATTTGGCAGTGTGCCAATTTACTGACTGAACAGTTTTATTAACATCGCTGGATGG
GCTTTTTATTTCAAATTTAAAATATTTAAGCAATTTAATAGGTTCCACATGTGCATTTGGGCCATAAATGTTTT
AAAGCACACATCAACACCCTCCCTCAAGAAAGAGACTAAAAAAACAATAACACAAAAAGAAAACAAAAACA
AGTATATACGGGTATAGGCTTATTTTAAATTTACAATATTTTAAATTCAGCAGTGTGCACACAAGTGTACTGAC
TAAGCATGAATTCACCTATTAGACTATTATTGACATTTACAATTTATATTAAGTCGATAGTCTGATTAGTTT
TATTTATGTAATAAATAATATATATTTAAAAACAACAACCTATGCATAAATTTATACAGTATGCTTCCACAATCA
GCTAAATGCTAATCCCTAGGGGATATAATGTAACATATATAGTATTTGTCAGAATGCTGAAATTTATCTTTTAG
GTAATTTTAAACAGAAATAAAAAGAGCACATTTGAACTGAAGATCCATTTGATTGCAAACTGTGAAATACAC
TAATGGTAAAGTGTGTGAATAACAATAGTAATTTGTAATTTGTTAGATTTAATCATACTTAGAATCATCTTTT

TAACCTGTTGGATATTTGTATATTTTGTGTAGCCTACGTTACATGACGCTTTATTAGATCTCTCTCTTATG
TAAGTTACACGTTACTTTTTAATAACAATAACTTAATTCATATAGCACCTTTAAGAAAAGCTGTGATACATTG
TTGCAGCAATGGTTGTATAATTACATTCATAAAATAGATTAATCTAGATAGAGTAGGGCGTAACCATGCATTA
TTTGAGGGGAATGTGTCCAGTCTGTCCCTCAGCAATATACAGTAGAAAATATGTTAAATATGTGAGCGCTGTCA
ACGGATTTGCCTCTTATTATTTCCCTATTTATTTACAATTTATGTCCATTTGTTAAAGAAAACATAAGTGTGAC
TCCCCCTCCCAACTTTATTCTTGGTGTGCGCCAAATTCAGTGCCTTGGTTGAGTGTGGCCAACTTTTTAGATC
CTCTTTAAATACTTTATTTCTTAAAACCCACCAGCAAAACGTTAAGCAGCTTATTCAAACCATCAGGGAAAAG
ACAAAACATTATAGTATTTGGGACAGGACTAGAGCTGCTCATCTGCCAACAGCGTTAATCCCTAATAAATAAC
AGAACAACAGAACATCAAAAACAAATGTCAGTGTAGTCATCAAAATGTTCTATATGTGCGCATTTTTAATTTATC
GTTGTAGCTTTTTCTGGTGGAGTGTCTCATTTGGACTCATCCAAAGTCTATAACTTGGTAAGGCCCTTGTAG
AATTATAACTGGTAGGAAACATATACTGTGAGTGGTAGGAAAGCTATAGAAGCCATTTCTGCCAGGAAAAA
AAAAGACAGATAAAACTTAGCCTTGATAATAAAAATATCCTCAAAGTAAGTTGAAATTTATGAGATAAAAAGTC
ATAATTAAGAGATAAGAAGTGCAGTGTGCCAATGGCAGTCAGCAATATATTCACAGATTCGCACTTCCCGCA
TCAATAACTCATAATCGGGACATTTTTTAAAACACAGCGGATGCTTCTTTCCAACCGTAGTAAAGCACACAACA
CACAAAGCTACAACCTCATTTTCATCAAAAACAGCCGTCCCTATGCGCTGCTCTAATAACATTGATCTCTATG
TAAGGAGTGCAGCAGGGACCGTCAACAATTTTTCAAGTTGTTGCTCGTTGTGTGCTTTACTACGGTTGGAAAGAA
GCATCCGCTGTGTTTTTAAAAATGCCCGATTATGAGTTATTGATGAGGGAAAGTGCGAATCTGTGAATATATTG
CCAACTGCCATTGAAGCGCATGCGCACTTCTTATCTCATAATTCGATTTTTTTTTTAAAATCTCATAATTATG
ACTTTATATCTCATAATTTAGACTTACTTTGAGGATATTTTTATTATCAAGGCTAAGTTTTATCTGTCTTTTT
TTTTTTTTTTCCCTGGCGGAACTGGGCTTCCATAGAAAAGCTCCGATCTGCTGAAGCAAGCGGAGTCTTTTAGC
CACGGTCCCTGTTCCCTGCCGAACATTTTTTGAAGTGACACAAAACAATCGCAACAGTACACGGATGTGAGGTT
GGGAGTACTTAATTAATCGCCAAACCTCCACATTAAAAACAAGTTAGCCTGTAATTGGTCCAGGGTCCGGTGGTA
TGTGTGTATGGCATAACATTAATACGAGCTTCGCCCCGAAACAAGCTAACGTAACCTTACGCTGTTTGGTCCTAGC
TACAGCTCACGGGCAGCTAACGTAACGTTAGCTAGGATGCTAACATGATGTTCAACCCAGTAGCCGGGTAC
AAGGTGACCGAAAATCCATGTACAGCCAGTCACAAAATAGCGTGTACAAAACCTGGAGACAAAACAAGCCCTAT
TAGCGTCATACTGGTTAGCTCTGGCAGCCGAGGACACAACTACTTTTTCGATACCCTTTCCAAAGAGTGGCT
GAATGTCGGTCTCTCTTACAGGTAGGGGTAGCATCCAGTTAGCATTACCAGCGAATCACAGTACAGCACTG
ATGTTTGTGATCTTTACTCAAGGGAACCTCGTGCCCTGAGGTCTCACTTTCTCGCAATTACACATACACAGC
TGGATAAAATTACGAACACCCCCCAATGTAATGCAGTCAAATACAGCAGCCTAGCAATATATGGTTCCCTTAC
AATGCTAAGGCCACAGTTGTCCACTGTTCCCTCTTTCTGAAAAAGAAAGTTTTCTGTTTGGTTTTTTTTTGCA
TTCCTTTTGTCAATTGTGACTGTTTGGAGCTTAGTATGATATATGTAATGTACTGGATGTAACCTGTGATTGGGC
TACTTCACATATAGTTTTTCGTATGCTTTTTGTCCACACCCAGTGAACCCAGCTGTAGAGACAGTCGCACTAA
CTGAATACACACTTACAGTATTTCTGACGTATTACTTCTGTATAACCTTCATATGTGAGCTTCCATGCCAATA
TACTGTGGGTATATTGGCATGTGTCTAAAATGGCAAAAAAATAAATCAAAAATGACATGTCACCTACAAGTA
GACCTTACTAAGAGAAAAATACCATAACAACAACAACACTATGGCTTGATACAGTAACACAACACTTCTCTA
ATACATGTTTGATATTCAGAGTGTGTTTTAACATCTTGTGGCTTTTAAATGGGGCTACATCTCAAATCAGTG
TATTTTTACTAGTTGGCATCAATAATCAAGTGAACCTAATACTATTATTTCTGTCCACAAGCTAAACAACGAAG
TCCATATGTACTGAACACAACCGGGGATGGTCTTGAAGATCAGGATGGTGTGATTCAAGGTATTGTTTTTGGTCT
TCATTTAATATTACTGGATTTATAAATTAATTATAGGGAAAGTTGACTCTAGGTGGACACACAGACAATTCTTA
GATCAGCATGAGGCACTCACTCTCATGTGTTTCCCTCCCTGTGTCCCCTGTTTTATGTTTCAAAAACCTCATTG
TATTTTTCAAGAGGAATTGAGGAGTGTAAAAGGTTGTTCTAACCCATGTGGTGTGACCTATATTAATGTCCCT
CAAAATGAACTTACAAGACAAAATGCTCACCATGTGCCTCTTCAGATTTGTATATTTCCAGCTGCCGTTTGC
TTATCTGAACTGGTAATAAAAAACAAGCATTAAACCAGTTCTGATTACTTTATTTTTGTTACCTCCGTTTATGA
GAAAATGGAGACAAATTTCTACATGTGTTAAATAAACAAGTTTATAACAATGCACACATGTTTTCTAAGCTCAA
CATGAATGTTGGGACAAGAAGCTGTCAATCGTTGAAAATAGTCATATTACAAATAAAATTTGGCCATTGATTCA
AAAATAGGATAGTGGCAGTGTGCATCATTTCATGGTTTTACACAAGCTAAGACATGAAAAAAGAGGGGAATGA
CTTGTTAATCCACTGAGTAAAAAAGAAATGGGAAAACCTGCTGTACACGAATGTTGCAGATATGACAATTGTT
AAATAGAGTAGTATTCAGATCAATCCACAGTCACTATATAAATTAATATTTATTTGATTATACTATACTCTC
TTGTTTATGGTATAGACTCTCCTGGTGGTGGCCACATGAGAATAAATAAATAAATAAATAAATAAATAAATAA
TTAACTGGTGTGTTATAGATATTGAACCAACTACTGTATAAATAAATAAATAAATAAATAAATAAATAAATAA
AAGCTGTGTGAGTTTAAAGCTAAAAATAAATATAACAATGAAGATATACTCACAAAAATTTAGCTATTTCATGAT
TTTGAGTTGAGCAGTCACTCTGGCAGAAGTTGTATGAAACATGAACAGAATTGGCAAACAACCTTGAACCTCCTA
CCATTTGCACTCTCGAAGATATTGATGTCTGATTCTGAAAAATACAAAAATGTCAGACAGAGAACCTTTTCAGT
CTTGTGTTGTTATTTTTCCAACCTGCATTCAGTTTTTCATCATGCTGCGGCTTTATGGATGGTAATGCTAGTCAGTC
GTTGGTGGTGTATATTACTTTGGTACAGGGTTGTAAGAGGCAGCCACAAATGATCATTAAACTCTTTTATC
AATGCAACTCACTAGGCGTAATCAGATAAACTGACACAAGATCATGGAATCTTTTTTTTTTTTTTTTTCTTTTGC
TCAGTTTTTCCATACGGACTCCACTACAAACATACTTTGTACTATGTACTCCAGTTTAACTTTCTTTAAAAATT
AAGGTCTATGACCTTTTAGACAGATTATACTGGGATATAGAACCATACAGAGCCTTATAATCATTGAATAATT

AATTAATATAAGGTAGGTGTTCTATGGCCCGTCATTTTTGGCTTGGTTAACAACCTGACAGCAGCATTTTGAA
CAGTTTGAAGCAATACAGTAACAGCTTTATAAAGACCAGTATAAAGTGTTTTATAGTATTTAAGTGGCTCATT
GTGAGGGATTGCATAAAATATTTTACGGTATCTTTTTGAGTAATGTTAACAATTTTAGTTGCCTTTATGACA
GTTTTAAGCTGGCATTAAACTCATGTGGCTATAATGTTAATGGCATTAAAGGCACAGTCAGGGTAAACAAGTT
AATTTGTTTGAATCAACCTGCAGACCAGCATTTTACATCATAGTATCACATGTTTGTTCGGGTTGTTTTGAT
GTCCATTTTATGCATTTCAGCCCAACTGTGTGTTGCATTTTGCCTTTTTGTTTGCCTTTTTCTTCTTTTTTATGG
CCCAATTTCCATTTTCAGAGAACAATCTCCACTAACTGACGAACAGTTGGTAGCAGGGTAAGACCAATCATTTC
TAAACCACCTTTCTTCGCTTAGATCACCCCTGTCTTTTTTTTTATCCCCTTCTTTCCTATTTTTGTGTCTTATA
TGGATCCCCAACCTAATTTTCAGTAAAATCCTTGTAAATATCAGTAGCAGATCCAGTGAATCAGTGCCTTGT
TTAATTCAGTATTTTCAGTTTTTCTCTCCTGTATTGTATGCCTTTATGAACAATAACAATCCAACAGTTTTAA
ACTATAATTACAGTTTTAATTCACATCAATTATATTACCTCTAGTATGTAGACTCAGCATTACGAAACATATT
GCAAAATCAAATGCAAACTACAATAAAGCAGCTACTACACATCCTTTTTCAAATTTGTGTCAGTGGGGTAAGTCTA
TAATGTGTTTAAATTTTTTCTTGAAGGTAACGCCTTGATTTTTATTCTTTGATTGCAGCATGAGTTACTTAA
GTCAAACCAGCATGAGTCTTTCACATTCCTTATTTCATTCATACAGCGACTTCACTGTTTCTGCAAGAAGGCCTCTTT
CTCTTTTTCTCCTCTCCAGTAGCCACACAAGCCTTTTTTATTTATACTCTCATTTTTTGAATTACTTTACAGGCA
GATGCATCTGATTAACGCAACCCTCCTATAGACAGGAATGTGAAAAATGTAAACAACAGAGCTAATTTAAA
CCCTCTTACTTGTTCAGCTGTTTCTGTGCTGTAACCTCTCATCCCATCTTGCACACTTTTTGTATTGAGTCT
GTTCTTCTTCTTAAAGGTTCTCTGACATCATCCTTGCCACCATCCTGGCCACCAAATCTGACATGTGTGGGA
AGAAGTTTGAAGTGAAGATAGACAATGTTTCGATTTGTGGGTACCCTACTCTCCTTCAGCATCCTCCCATCAT
TCAGGCAAGGATAAAATGTCTCCTATTAATAAATCATTTCGATTTGAATTGAACTTCAGTAAGTTTAAAAA
GAAATGTTATGCAGTTTTCTTTTGGACAGTTAGCTTGTACCCTGTTCAAGAGAAAAGAAAAGATAAAATGGA
TTTGCACAGTGCAAGAGAACAACAATAAGTGTGAAGAATCCCTACATTGAAATGTTTTAATTAGCAGGCAT
TGCCATTAATAGCTGTTATTATACATGGCAGTAGACACCTTTGATTGATAATTTCAATTAAGGTTAACAGT
TCCATTTTGAATTTTATTGTTATCATTATAATATTGATGTGTCTTGCCATCTAACTTTGAATAGGCTATAAGG
CCATTTCTCATTGTCCCAAGGCCCTCTAAATGTATGTAATCCTTTGAACTTTGGCAGATTAGTCTTAACTAAAA
CAGTGCCTCCTACTGACGGTTTTCTATGCTTCTGCACTGTCAACAGCTGTGGCTGGAGGCATTATCTTATTAT
CTGCTTTTTTTTTATAAATTTACCAGAACAAGATCAACAAGCTTAGCAAAGTCAAGTAAAATATATTTTTAAA
TATCCCTATATCACACATAAAAAAATGCTTCAAGGGTTTGACAATCTGCACAGTAATCCTCTATACTTAGA
CTCTCAACTTGGTTGGGGAACAACCTCCATTAATGGGCAAGATGTAAGAAACCTCAGGAAGGGCAACAGAGGA
AGGATCCCTCTACCAGGATGGACAGAAGAACAATAGATGCCACATGTACAGAATAGACCAACATTATGGCATT
CACTCACAATGGCAAGATTACAGATAGATTGTAATAAATACGAAGAATGGACCTGATGATGAGCAACCCCG
GTGTCACCAACAGATCTGAGCCACACAACCTCCACTCCACTATTGAGACGTGGAAGAGGACGGACTACAAAG
ACTCACAAGAGCATAGCTTCACACACATCATTTCACACAGGTTGTAAAAAACAACACACAGACAAA
GGGAGAAAGAGACAAAGACAACATGCACAAAAAAGAGAGAAAGACCAAGGAGAGGCTGAATGTCTGGA
GAACGAATATCAAATCCATAAATCTACCGCAAGGTGGTAATTTCTGGTATAATGTAGTGAATAAATAATAAA
GTGTGAAGTAATTATAAATGCTTCTACAAAAATAACAGAAACAGTTTACATTATCTGTAATGCAACAGCAC
CTACTGTACATGACTTAAAAATGACCATTTAGCTCAATCAACTCTTCTTTGAGAAAGTCTCAGAAATTTTTTT
TTCAGGTTTGACAAAGGTTGATTTATTGCAGAACTATTGTGCTAGGTTGTATAACATTTTGTGCTGCAGCTT
TTATCATGTTTTTGTTTAATATATGTGAATTTAACTGCTCTAGATCTACACACTGTGGATTTACATTTTAAA
TGTATTTATAAACACTTGGTTTATTACATACATCTTATTCATTTTTTTTTTCTTTTTATGCAGGTTTCTAAGA
CAGATCCTTCACCTAAGAGAGAAAATGCCTACAATGATATTGTTAATGTGGTGTGTTGCCCTAAGGGTATGAAC
TTTTAATAATAAATTTAATTTCTTTGGTTTTATTTTGTCTGCTTTTTGCTCTACCAGTTGAAAAATGCTGC
ATATAAGTGGTCATTTAATATTACAATTAACGTCTTATTTTAAATGATGGCACAATTAAGTCAGCTGGCA
GTGGGTGGGACGCGTTGCGTCTGTGTTAATCTGTGTGTCTGTGAAGAAGGGTGTGTGTAAGTGAATAATTTCT
GGTATACTATATCTGTGAGAGCATAGGAACCTCAGAGGGGGGAAGGGCCAATTTACTATGCTTAATCATGCTGG
TCAACTAGGCACAGCCTGTTCTGCCCATGCTGAGTCACTGTACTCAGTAAGTCCCAGTATAGCTGAGGCAGC
CGAGGACACAAAATGCTCAGTCAATGTTTTGTCAATGATATCTGCCAGTAAGTGTGGTATCTTTACTGCAGAA
ATGTTCAACAAGAATAACAGTTCCATTGGGTTATTTTAGCTTGTGTCAGTGTATTTGCAATGGGTAATTTTTTT
TATTTTACAATAAATTCATAAGATTTAACAATTCATTTTTAATGAATTCACATTTTCCAGTAAATTTAT
GTATGTTATTCTACATGTTTATTATACAGATAAGCTTTGCAATTTTTGTTTTTATCTACTTTGCAAGAAAA
TTAAAGCAATTGATCTGCTTAAACAATGCCATGAGATGATGCCAATGACCACCTTATTAACATACCTGAGGAG
AGCAGAATATTAGAAACTCCTCTCAGTATAAAGTAACACCACCTAAGCTTCAGAAATACCACAGAGATGAG
GCAAAAACCTTTCCAACACAATCTCAATAAAAACTGAACAATATACTTTAGAGTGATTGGATTTATCAGAGGT
TTATTGGATTGGATTACATTACAAGTATGATTTTTTTCAGGTGAACTGATGAACTCATTCCGCAGCATTCTGT
ATAAAATATATACATAAATAAAGGGCTCAAAATAATTTAAATATTAAGGCCATATATGTTTGTAGTTTTAG
CGGTTAACAGGCCAGTAATGACATGAACATTAAGTACTGAGCGACAAATTAAGCACTGATGTTGCAAAATGCAGT
TAATAGGTAATAACTGAGTTGTATATGTATTACTAGCATATTTCTGTCAAAATTAACAGTTTTAAAAAGTGGC
TCCCTTTCTCTTTTTGCCATAAAGGCGAATGCTGACCCGTCCTCATCAGCTGCATGCACAACCTGTACAGC

CGCATTGCAATAGCTCTGCAGCATGAGGAGCGGGCGCTGCCAGTACCTGACCAGAGAGGGCCAAACTGATGCTGG
CCGTCCAGGATGAGATTACTACCATGACTGAGAGTAAGAAAGAAAGTTGTTGCACCTCACAGTTGACAGCAAT
TACTGCTCTGTCTCAGTTAATCTATAGAATTCCATAGAATCCATTGTACACAATGACATATTTATTCTTGAA
CATATTTATTGAGCTTGTAGGTACACTAACATTGTAATGATGTATTATAGTTGTGTTTTGAAAGTATATTTTCG
TATATTTTTCTGATTTAAGTGGATGGAAGCCCCCAGTCCCATTTAGACAAATTCTTCCCAAATGTAAGCTG
GCTAGAGACCTGAAGGAGGCTTATGACAGGTGTGTGATTAAACATATTATACATTGTTATTTCTGTTTTGTTA
TTTCCATATTTTTCTCACCATGCAGAATGCATATTGTTTCATACAGTTGAACATTTATGTTTTTGCAGCCTTTG
TACAACCTGGTGTGGTGCGACTACATATTAACAACCTGGCTTGAAGTGAGCTTCTGTTTACCACACAAGATCCAC
AGGATTGGTGGTAACTATATCCCCCGGAGGCATTAGAGCGCAGCCTTAAGGCTATAAGGTGTGTTTTTACCT
TCATGTGTACGGTGTATATATATATATATATGTATGTGTTAAATATAACATTTTTGTTTGTGGGTTGAAACGTTA
AAATTACACTTTTTGGCAACACCCCAATCAGCAGTTGTTGACTGTGAAAGATACTTGGCAGCCCTTTCAAAGCA
TAAACACATGAAGGGAGTGTATCCCAAGTGTATTACAGATATAAAAAATGTATACAGTATTTAAAATTATA
TTCAGATATTGCATATAAAATATTACATAAAACAATATAAAATTGCTTATAAAATCTTAATTTACTATGTAAGAA
ATGTATAACATTTACTATTAGTTAATATAGTTTTCTTCTTTTTCTGCCCCCAAATACAACATCTGACAAACTTT
TGACCACCTCCTATTTACCCTAATTTATAGTGTTTCATTTTATACCTTCATTTAATTTGTGAATGGAATCTAAAAGC
AGCATAGTGTTAATGTGTTAATCTGACTTGGCAAGTCATGCAAACTGCAAAATGATAGGTAGGATGTCATATA
TCATCCACCTGGTTGAGGAAAAATAGCACACATACGCTTTTTATTTACTCAACCAGCCTGCATAGGCATACAGT
ATACATGACTATTAAGTAGCACAGGATTGTCACAGTGCTATTC AATCTGTGTTGTTAGGTTTCATTGTTGACCC
ACAGGTTAACAAGAGGCCATAAACTGACAGTCTTTAACAGTATTATATTGTGAGTATTATGTCTTTAACAGC
TGATTAAGGGCTGTGTATTTTGTAACCTTCAGTACTGAGTCACTATTTAAAACATCAAGAAACCCTGAAATTG
TTTTTGTGGGCCATACTGCCCCCTATTGTCACCTCAGTATACCTACATAAGAGTTGTGATCAACCTCTACCTC
TCCTTTAATTTCTGTCTTTTTGAAGATAAACAAAATATGCAAAGGGTCATGTAAGTCATGAAATTGTAACAGCT
GTGCTGATAATTATTTTTTAATAATCAGAGTGGTTTGTGTTCTCAGAGACACACAGTTCTGTACATGGATACA
TGTATAGATGGTTCTGTTTTACAGGGTGGTACTAAGGCTGATTCCTTCTGGTGTCTATTGTAGAGGCAGTCTT
GATCTCTAAAGATGAGTTTTGTTGATTTCAAGGCTGAAACATATGTTGTTTGATCCTCCAGACCTTATCATTC
CCTACTGCTACTGGAAGTGAGAAGGCACTGCTGAGCCAGCTTCCTTTGGACTGCTCGCCTGCGATGGTGC
CTCATCAAAACCTGCTCAGCGGTGAAAAACCTGCAGCAACTCGCACAGGATGCTGACCTGGCCTTACTTCAGG
TGCAGAACAGTCACATCGCCTGAATCACCAATGCACTTTACAACACCTGATGCCATTCCTTTGAACTTGAAAGG
CAAATTGGAAGTACTTTTTTCAATTATTAACAAATTAATTCACAAGTGGATGTAATGATTAAGCTAATTTCAGC
CATCAGTAATAAAGAGTTTGGTGATTGTATTGGACTTTTGTAATTCAAATACAGTACACAAATGTAAGTTAGG
GAAGTAAAAGTGTATTTCAGACGTTACTGTGTTAATGCGGTCTCACTGCCATCTAGTGGACAATATTTGTACAT
TCAAAGCAAATCTGAGACTACACAAGTCTGAGTAGTATAGGATGTTCTTATATCTTCCTTCTACTGTTGGTTT
TCAATTCAAAACACTTTATGTTTGATTGGTTTTTTTTTTCACATAATTTATATTTGCAAATCATTTTCT
CTTAGATATTTCAAATTGCTGCTCACTTGGTTTACTGGGGCAAAGCGATCATCATCTATCCACTGTGTGAGAA
CAACGCTACATGCTGTCTCCTCATGCTAACATCTGCCTGTGAGTATTCCTGATATGACATGAGACATTTGGC
TGTAATGATTACTTCAGAGCTAATGAGCCATAATATTGCAGAGCACCCATCCATGTCATTGCTTCATACACAG
TAGGTAAAAAATATTAATTCAGATTTCAAAGCCTGT

Supplementary file2: In order to validate the hemoglobin gene succession in the MN Cluster, PCRs were performed on genomic DNA from primers designed at different locations in the cluster.

Couple of Primers (CP)	Sequences (5'-3')	Positions in the cluster (related to the first nucleotide of <i>Npr13</i> coding sequence)	predicted amplicon size
CP1	CCCAGAACTTCACTTACAGAGAGAC CACTTTCTGGTTCCTGACAA	51481 49558	1923
CP2	CACCTCCACTGTGGTCATGT TGGAGGACTGTAGCTAACGAA	49607 47623	1984
CP3	CAGGAACAACCTTGATGATTGATG TCTAACCTGCTACGCAGTGG	47714 45773	1941
CP4	TCCAGTTGTGTAAGGCAGC AATGTAAGCTCATGCTGCAGTCTC	45908 44434	1474
CP5	CACTTAACATTACAGCTGCAACAA CGAGCACAGGATCTACCGAT	44214 42354	1860
CP6	GGTCCCGGGTGTGGCCTTGC GCCGCCATCTTGTCTGCG	40209 38437	1772
CP7	CCAGCGTTTGTCAGTGGAAT ACAGAGAACATTGAAGAAGATGGA	33251 31799	1452
CP8	CACTTAACATTACAGCTGCAACAA CCTGGGAATGCAGTACCACTAA	31914 30708	1206
CP9	CACTTGTGAATTTGCTGATTT GAAAGACAAGTGGTTTCTGTCTC	30817 29847	970
CP10	TGGGATTTGCACCAATGATA GCTGACCTTAAGCCGTTGTT	29919 27869	2050
CP11	ATAACCTCAGCTGGCCCTTT GGCATATAACTACTGCAATGAACAA	27958 25960	1998
CP12	GCGTCTTTGTGCTGTCTTTG CCTGGGAATGCAGTACCACTAA	26072 24043	2029
CP13	CACTTGTGAATTTGCTGATTT TCCAGAGGTGTTCTTACAGTGC	24141 22144	1997

CP14	GAACAAGCACCCATCGAAAG TATGGCGAGTTGTGTTGCAT	22284 20346	1938
CP15	GCTCATTAAGCAATGCACCA CCTTCTACAGAGACGCCCTTTATTTGACAA	20435 18421	2014
CP16	TTGTCAAATAAAGGGCGTCTCTGTAGAAGG AGTGCTTTCAGCACCCACCT	18450 16540	1910
CP17	CGCCAAAGTAGCAGCTCAT GCACCTGGTAGTGCCTTT	16591 14651	1940
CP18	AAAGGCACTACCAGGTGC AACTGGAGCCTTCAAAGGGT	14692 12779	1913
CP19	ACCCTTTGAAGGCTCCAGTT GGGAACATGATGGACAGGAC	12798 10892	1906
CP20	TCTGGCTCACAACATCCTTG CTGCAGCTCTTTCCAGGTG	10933 9018	1915
CP21	TGCGCATTTCATGTTAAGGAG AGAACCTGCGAGACGAGAAA	9082 7111	1971
CP22	ATGGTGCCTGAGCTCCTCT CTGGGAAACTTTGGCAATTT	7229 5262	1967
CP23	TTCCTCAAAGAAATTGCCAAA CACACACGCTGATGATTTGA	5291 3369	1922

Supplementary file 3. Hb α and Hb β amino acid sequences of the European sea bass and other teleost and non-teleost species used for phylogenetic analysis.

Hemoglobin alpha sequences

>Anguilla_anguilla_Anodic_HbA

MSLSAKDMAVVKGFWNKIAPKADEIGGEALGRMLRVFPQTKAYFAHWKDTSPNSPEVKKHGALILATIGDVVNRIENMTTVL
GSLSDLHAFKLRVDPANFKILGHNIMVVICMTFPNDFTPEVHLSVDKFFQNFLLALSERYR

>Anguilla_anguilla_Cathodic_HbA

MSLTAKDKSLITGFWQKISSKADDLGAELSRMIVVFPATKVYFHWPDLPGPSVKKHGKVMMAAVGDAVGKMNDLVGAL
SALSDDLHAFKMRIDPGNFKTLSHNVLVACAVNFPVDFTAEVHVAMDKFLAALGAALSDKYR

>Danio_rerio_LA_Hba1

MSLSAKDKAAVRGFWAKIAPKGEQIGNEAFSRLLLVYPQTKTYFSHWNDLAPGSPSVKKQKQKIVGGLGLAVDKIDDLFNGLLN
LSELHAFQLRVDPANFKLLSHCLLVFAMLPDDFTAEVHLAIDKFLARVALALSDKYR

>Danio_rerio_LA_Hba2

MLSSAEKELIAEIWDKMPVAEEIGSEALLRMFTTFPKTKTYFSLNISANSEHLRSHGKKIVEALAEGAKNISTLTTTLAPLSRFHA
YQLRIHPTNFKLFNHCLVTLACRMGDDFTPVVHAAIDKFLSAFSAVLAEKFR

>Danio_rerio_MN_Hba1

MSLTAKDKAVIKGFWGKIASQADSIGQEAMGRMLTVYPQTKIYFAHWPDHSLGSAQVKKHGKIVMGAITDAVGKIDDLGAL
SSLSDLHATKLRVDPGNFKILSHNVLVAVHFPADFTAEVHVAVDKFLAALSAALADKYR

>Danio_rerio_MN_Hba2

MSLSDDTKAVVKAIWAKISPKADEIGAEALARMLTVYPQTKTYFSHWADLSPGSGPVKKHGKTIMGAVGEAISKIDDLVGGGLAA
LSELHAFKLRVDPANFKILSHNVIVIAMLPADFTPEVHVSVDKFFNNLALALSEKYR

>Danio_rerio_MN_Hba3

MSLSDDKAVVKAIWAKISPKADEIGAEALARMLTVYPQTKTYFSHWSDLSPGSGPVKKHGKTIMGAVGEAISKIDDLVGGGLAA
LSELHAFKLRVDPANFKILSHNVIVIAMLPADFTPEVHVSVDKFFNNLALALSEKYR

>Danio_rerio_MN_Hba4

MSLSAKDKAAVKTLWAKIAGKADDIGHDALSRMLIVYPQTKTYFSHWKDLSPGSAPVRKHGKTMGGVAEAVSKIDDLNAGLL
NLSELHAFQLRVDPANFKILSHNVLVVLATLFPADFTPEAHVAMDKFLSALALAMSEKYR

>Danio_rerio_MN_Hba5

MSLSAKDKAAVKTLWAKIAGKADDIGHDALSRMLIVYPQTKTYFSHWKDLSPGSAPVRKHGKTMGGVAEAVSKIDDLNAGLL
NLSELHAFQLRVDPANFKILSHNVLVVLATLFPADFTPEAHVAMDKFLSALALAMSEKYR

>Danio_rerio_MN_Hba6

MSLSAKDKAAVKTLWAKIAGKADDIGHDALSRMLIVYPQTKTYFSHWKDLSPGSAPVRKHGKTMGGVAEAVSKIDDLNAGLL
NLSELHAFQLRVDPANFKILSHNVLVVLATLFPADFTPEAHVAMDKFLSALALAMSEKYR

>Danio_rerio_MN_Hba7

MSLSAKDKANVKAFFDKVAPKAEIEIGRETLRSLTFVYPQTKTYFSHWADLSPNSPQVKKHGTTVINGVLTAVGLMDDLKGGLLT
LSELHAFMLRVDPANFKIINHNLVSLAMMFDDFTPEVHVSVDKFLAQVSLALSEKYR

>Dasyatis_akajei_Hba

MVLSSQNKKAIEELGNLIKANAFAEWGADALARLFELHPQTKTYFSKFSGFACNEQVKKHGKRVMMNALADATHHLDNLHLHLE
DLARKHGENLLVDPHNFHLFADCIVVTLAVNLQAFTPVTHCAVDKFELELVAYELSSCYR

>Dicentrarchus_labrax _LA_Hba1

MSLTQDKAAVKALWAKISKADAIGSDALSRMLTVYPQTKTYFSHWPDMSPGSAPVKAHGKKVMGGINLAVSKIDDLTNGL
LELSEQHAFQLRVDPTNFKILSHCVLVVSSMFPNDFTPEAHVAFDKFLTAVALALSEKYR

>Dicentrarchus_labrax _LA_Hba2

MLSKREKDLIAQIWGRLTPVADDIGSDALLRMFATFPQTKTYFSHLDISPRSAHLLSHGKKIVLAIAGAQDISQLAVNLAPLQTLH
AYQLRIDPTNFKLFSHCMLVTLACHMGDDFTPVAHAAMDKYLSAFAAVLAEKYR

>Dicentrarchus_labrax _MN_Hba1

MSLNAKDKSVVKAIWAKVSPKSAEIGAEALARMLTVYPQTKTYFSHWSDLSPESPQVRAHGATIMAAVGDAVGKMDLAGG
LISLSELHAFKLRVDPANFRILAHNIIVLAMLFPADFTAEVHVSVDKFLQNLALALSERYR

>Dicentrarchus_labrax _MN_Hba2

MSLTAKDKAAVKAFWGWKVGKAEDIGTDALSRMLVVYPQTKTYFSHWKDLSPGSAPVRKHGKTVMSGVADAVSKIDDLNAGL
LNLSELHAFTLRVDPANFKILAHNIIVLVLSIMFPEDFSPEVHVAMDKFLAALALALAEKYR

>Dicentrarchus_labrax _MN_Hba3

MTSLTAKDKDAVRTFWAKVSGKAEDIGADALARMLAVYPQTKTYFAHWKQDQSPSPSARKHGIVMTGVADAVTKIDDLKGG
LLSSELHAFTLRVDPANFKILSHNIIVLVMAIMFPTDFTPEVHVAMDKFLAALALALAEKYR

>Dicentrarchus_labrax _MN_Hba4

MTSLTAKDKDAVRTFWAKVSGKAEDIGAEALARMLAVYPQTKTYFSHWKQDQSPSPSARKHGIVMTGVADAVSKIDDLKGG
LLSSELHAFTLRVDPANFKILSHNIIVLVMAIMFPTDFTPEVHVAMDKFLAALALALAEKYR

>Dicentrarchus_labrax _MN_Hba5

MTSLTAKDKDAVRTFWAKVSGKAEDIGADALARMLAVYPQTKTYFAHWKQDQSPSPSARKHGIVMTGVADAVTKIDDLKGG
LLSSELHAFTLRVDPANFKILSHNIIVLVMAIMFPTDFTPEVHVAMDKFLAALALALAEKYR

>Dipturus_batis_Hba

MVLSDANKQEIHHVAELIKAHAFAEWGADALARLFELHPQTKTYFPNFSGYHATDAPVKAHGAKVINAVLKAAEHLDDLPHKLEK
LATKHGHELLVDPHNFVLFSDIIVVTLATRLPTFSPATHRAIDKFEELVHQLSSKYR

>Gadus_morhua _LA_Hba3

MLSKQEKEIIIEIWTRLPLADRIGAEALLRMFTSYPGTKTYFSHLDITPRSAHLLSHGQKIFLALAEKSKDIANLMTNLAPLQTYHA
YQLRIQPNNFKLFSHCMIIVTLACFMGDRFTPSSHAAMDKYLSAFAVAVPGEKFR

>Gadus_morhua _MN_Hba1

MSLTPKDKATVKLFWGRMSGKAELIGADALSRLAVYPQTKTYFSHWKSLSPGSPDVKKHKGKTIMMGIGDAVTKMDDLRLGL
LTLSELHAFKLRVDPTNFKLLSLNILVVMAMFDDFTPMAHLAVDKFLCALALALSEKYR

>Gadus_morhua_MN_Hba4

MSLTDKDKALIKGFFAKVSSKAIVEIGHQTLARTIVVYPQTKVYFSHWKDLGPDSPNIRKHGYTVVKGVLDSVDLIDDLVGGLELS
ELHAFRLRIDPANFKILNLLVVLGLMFPDDFTPQVHVSVDKYLALICLALCEKYR

>Gasterosteus_aculeatus_LA_Hba1

MSLTDKDKATVKAVWAKISKADAIGADALSRLVVPQTKTYFSHWPDLPNSASVKNHGKNVMGGIALAVSKIDDLTAGLL
ELSEQHAFQLRVDPANFKILSHCILVVIAGLFPKDFTPFAHVAVDKFFCGVSLALAEKYR

>Gasterosteus_aculeatus_LA_Hba2

MLSKKQKDLIAEIWEGLISVADDIGADALLRMFASYPGKTYFSHLDISHRSAHLLSHGKKIVLAI AEGAKDISQLTVTLAPLQTLHA
YQLRIDPTNFKLFSHCMLVSLACHMGEDFTPEAHAAMD KYLSAFAAVLAEKYR

>Gasterosteus_aculeatus_MN_Hba1

MSLNAKDKDAVKAFWAKVSGKAGDIGSDALSRLTVYPQTKTYFAHWKDM SAGSDPVVKGKAVMGGVAEAINKIDDLNA
GLLNSELHAFTLRVDPANFKILSHNILVVMAILFPKDFTPVHVAMDKFLGALSRLAEKYR

>Gasterosteus_aculeatus_MN_Hba2

MTTLSTKDKKQVAFWAKVSGQGEIIGTDAVARMLRVYPQTKTYFSHWKDRSASSPDVQKHGRTVMAGVGD VAKIDDLKG
GLLNSELHAFTLRVDPANFKILSHNLLVVMATMLPNDFTPEVHVSM DFLAAVALALSEKYR

>Gasterosteus_aculeatus_MN_Hba3

MTTLSTKDKQVAFWAKVSGQGEIIGTDAVARMLRVYPQTKTYFSHWKDRSASSPDVQKHGRTVMAGVGD VAKIDDLK
GGLNSELHAFTLRVDPANFKILSHNLLVVMATMLPNDFTPEVHVSM DFLAAVALALSEKYR

>Gasterosteus_aculeatus_MN_Hba4

MTTLSTKDKKVVAFWAKVSGQGEIIGTDAVARMLRVYPQTKTYFSHWKDRSASSPDVQKHGRTVMAGVGD VAKIDDLKG
GLLNSELHAFTLRVDPANFKILSHNLLVVMATMFPNDFTPEVHVSM DFLAAVALALSEKYR

>Gasterosteus_aculeatus_MN_Hba5

MTTLSTKDKKQVAFWAKVSGQGEIIGTDAVARMLRVYPQTKTYFSHWKDRSASSPDVQKHGRTVMAGVGD VAKIDDLKG
GLLNSELHAFTLRVDPANFKILSHNLLVVMATMFPNDFTPEVHVSM DFLAAVALALSEKYR

>Homo_sapiens_Hba

MVLSPADKTNVKA AWGKVG AHAGEYGA EALERMFLSFPTTKTYFPHFDLSHGSAQVKGHGKKVADAL TNAVAHVDDMPNA
LSALS DLHAHKLRVDPVNFKLLSHCLLVTLAAHLPAEFTPAVHASLDKFLASVSTVLTSKYR

>Ictalurus_punctatus_LA_Hba1

MSLSENDKQMVKTLWAKISPAADQLGCEALCRMFLVFPQTKTYFAHWPDLSLGS DSVKKGKVMDSVGEAVNNIDNLF GG
LSSSELHAFQLRIDPTNFKILSHNILVVIANRFPDDFSVEAHLSEKFFARVALAMSDKYR

>Ictalurus_punctatus_LA_Hba2

MLSAL EKQILIDLWHKLIPVAEDIGSEALYRMFTTFFPKTKTYFGHLDSLHSGHLRSLGKKIVVAIAEGTTHISTPLFTSSLGYLSRYH
AYQLRIHPTNFKLFNHCMLVTLACHLGGDFSAIEHAATDKYLSAYS AVLAEKFR

>Ictalurus_punctatus_MN_HBa1

MSLTDIDKTLVKAFWGVKSGKADAIGHEALVRMLLVYPQTKIYFSHWPDLSPGSESVKKHGRTVIGALNDAVVNIDDLVGGLSA
LSDLHAYKLRVDPVNFKILSHNFLVTLAINFPADFTPEVHIAMDKFLAAVSAALADKYR

>Ictalurus_punctatus_MN_HBa2

MSLSAKDKAVVKDLWAKIAPKADKIGAEALGRLFEVYPQTKTYFSHWSDLTPGSPQVKKHGGVIVRKIGEAVGHIDDLTGALSSL
SELHAFKLRVDPVNFKILLSHTIEVSIALFFPAEFTPEVHVSVFDKFLQNLALALAEKYR

>Ictalurus_punctatus_MN_HBa3

MSLSAKDKAVVKDLWAKVAPKVDDIGAEALGRLFEVYPQTKTYFSHWSDLTPGSAQVKKHGSVIVRKIGEAVGHIDDLTGALSS
LSELHAFKLRVDPVNFKILLSHTIEVSIALFFPAEFTPEVHVSVFDKFLQNLALALAEKYR

>Ictalurus_punctatus_MN_HBa4

MSLSAKDKDVTWKAFWATVSPKAGEIGAEALYRMLTVYPQTKTYFSHWTDLSFGSAQVKKHKGKTIMASVDGAVSKIDDLTTGLLS
LSELHAFQLRIDPANFKILAHNVLVLAIMFPAAFTPEVHVSMDFLNLALALAEKYR

>Ictalurus_punctatus_MN_HBa5

MSLSAKDKAAVKAFWATIAPKAEDIGGQALFRMLTVYPQTKTYFSHWNDFLSGSEQIKKHGKMLVSGVGEAVDKIDDLTNGLL
NLSQLHAFQLRVDPANFKILSHNLLVLLALLFPADFTPEIHVAMDKFLAAVSLALAEKYR

>Ictalurus_punctatus_MN_HBa6

MSLNAKDKAAVKAFFSKVSCAEELGNEVLSRTLTVYPQTKTYFSHWNDLSPGSVQVRKHGLTVIQGVLD AVERIDDLRTGLLNL
SELHAFMLRVDPANFKIISHNMLVVFALLFPNDFTPEVHVSMDFLAQ

>Lepisosteus_oculatus_Hba2

MSLSTADKDNITKTWAKVSPKAAQIGAEAFGRLLIVFPQTKIYFTHFADLSPSSAQVKAHGAKVMGAIQAVSHLDNLSEALS
SELHAYNLRVDPVNFKLLGHTLLVLSASLGADFTPEAHVAWDKFLANIALVLAEKYR

>Lepisosteus_oculatus_Hba3

MLSQEEKDLLVSIWESIAPDAEEIGAEALLSRMFTCFPKTKTYFAHLDISPGSAHLRTHGKKIIMAVGDGVKNISTLATTAPLSLLH
AYQLMIHPSNFKLLSHCILVTLSCRPPQEFTPVAHGAWDKLLSAVSAVLAEKYR

>Lepisosteus_oculatus_Hba4

MSLSDKDKQHVSQSIWASKASGRLEDIGNEALSRLVYPQTKTYFAHWSDLSAGSAQVRAHGKVMITAVGDAVGHLDLKGFL
SHLSELHAYKLRVDPANFKILSHNILVALIYFPADFTPEIHVSFDKFLAALSALAEKYR

>Lepisosteus_oculatus_Hba5

MSLSDKDKQHVSQAIWAKASAKVDTIGHEALSRLVVYPQTKTYFSHWGDLSPGSAQVRKHGKVMITAVGDAVGHLDLKGFL
LSLSLALAEKYR

>Mustelus_griseus_Hba

MAFTACEKQTIGKIAQVLAKSPEAYGAECRLARLVTHPGSKSYFEYKDYSAAQAKVQVHGGKVIKAVVKAEEHVDDLHSHLET
LALHGGKLLVDPQNFPMSECIIVTLATHLTFSPDTHCAVDKLLSAICQELSSRYR

>Oncorhynchus_mykiss_Hba

MSLTAKDKQIVTAFFGKVSIGAEDIGNEALSRTLTVYPQTKTYFSHWTDLSPGSAPVKKHGLTVMGGVLEAVTKIDDLAGLLTL
SELHAFTLRVDPANFKIINHNLVVLAMLPDDFTPEVHVSVDKFLAKLALALSEKYR

>Oryzias_latipes_LA_Hba1

MSLTEKDKAALKWAKISKSDAIGADALSRLMYPQTKTYFSHWPDTKAGSEPVKKHGKIMGGVGLAVSKIDDLAAGLLE
LSELHAFKLRVDPANFKLLAHCLQVVIANMFPKDFTPPEAHVACDKFLANVALALSEKYR

>Oreochromis_niloticus_LA_Hba2

MLSKREKDLIKEIWERLTPVAEIGADALLRMFASYPGKTYFSHLDISPNSHLLAHGKKIVLAIIEGAQDISQLTVTLAPLQTLHA
YQLRIDPRNFKLLSHSMLVSLACYLGDEFTPVAHAAMDKYLSAFAAVLAEKYR

>Oreochromis_niloticus_LA_Hba1

MSLTEKDKAALKWAKISKSDAIGAEALGRMLMYPQTKTYFSHWPDTPGSAPVSHGKQIMGGVTEAMSKIDNLRGGLL
ELSELHAFKLRVDPANFQILAQTIMVVVAAMFPNDFTPEAHVAFDKFLAAVALGLSERYR

>Oreochromis_niloticus_MN_Hba3

MTLSAKDKNTVKAFWAKVAGKEEQIGCDVSRMLTVYPQTKTYFSHWKDLSPRSAPVKKHGATVMAAVTDAVSKIDDLTGA
LLSELHAFTLRVDPANFQVLSHNLVLSIMFPQDFTPPEVHVAMDKFLAAVALALSEKYR

>Oreochromis_niloticus_MN_Hba4

MTLSAKDKNTVKAFWAKVAGKEEQIGCDVSRMLTVYPQTKTYFSHWKDLSPGSAPVRKHGATVMAAVTDAVSKIDDLTG
GLLSELHAFTLRVDPANFKVLAHNLVVLATVFPNDFTPEVHVAMDKFLAAVAHALSEKYR

>Oreochromis_niloticus_MN_Hba6

MSLSAKDKETVKAFWAKVSGRAGDIGSDAVARMLTVYPQTKTYFSHWKDLSPGSAPVRKHGGIVIASITDAVNKIDDLAESLLT
LSELHAFTLRVDPANFQILAQNILVVLATMFPVDFTPPEVHMALDKFLGALARALSEKYR

>Oreochromis_niloticus_MN_Hba7

MSLSSKDKTVVKTFWGKVDKSAEIGGEALGRMLVAYPQTKTYFSHWGDLTPSCPQVKKHGAVIMAAVGVKAVKNIDDLTGHL
SKLSELHATQLRVDPANFQILAHSIILVLMYFPGDFTPPEVHVSVDKFFNNLAWALSERYR

>Oreochromis_niloticus_MN_Hba8

MTLSAKDKNTVKAFWAKVAGKEEQIGCDVSRMLTVYPQTKTYFSHWKDLSPGSAPVKKHGAAMAAVTDVAVSKIDDLTG
ALLSELHAFTLRVDPANFQVLSHNLVVLSTMFDDFTPEVHVAMDKFLAAVALALSEKYR

>Oryzias_latipes_LA_Hba2

MLSKKEKQLIREIWERLTPVAEIGADALLRMFASYPGKTYFSHLDIGPGSAHLSHGKIVLAIIEGAKDISQLTVTLAPLQTLH
AYQLRIDPTNFKLLSYCLLTLACYMGEFTPEAHAAIDKFLSAFSAVLAEKYR

>Oryzias_latipes_MN_Hba1

MSLTAKDKDAVRTFWAKISGKADDVGTDALSRMLKVPYQTKTYFSHWTDLSPGSASVKKHGKTVIGGVADAVAKIDALSSGLL
LSSELHAFTLRVDPANFKILGHCILVVMAMMFPNDFTPEVHVAMDKFLAALALALSEKYR

>Oryzias_latipes_MN_Hba2

MSLSAKDKAAVKAFWAKVSGQADAIGSDALSRLMYPQTKTYFAHWKDLSPGSAPVKKHGKTVMGGIADAVGKIDDISSGL
LNLSELHAFTLRVDPNTFKILSHNLVVMAMMFPQDFTPPEVHVALDKFLAAVSLALSEKYR

>Oryzias_latipes_MN_Hba3

MSLTAKDKEVVKAFWTKLAPKADDVVGADALSRMLVVYPQTKTYFAHWKDLSPGSAPVKKHGKTIMGGVADAVGKIDDLTAG
LLDSELHAFTLRVDPANFKILSHNILLVLAIVFPNEFTPEVHVALDKFLGALSRAEAYR

>Oryzias_latipes_MN_Hba4

MTSLAKDKDVKAFWAKISSKATDIGADALGRMLVVYPQTKTYFAHWKDLSPGSAPVKKHGQTMGGVAEAVGKIDNLTA
GLLNSELHAFTLRVDPANFKILSHNILLVLAIMFPNDFTPPEVHVAMDKFLAALALALAEAYR

>Oryzias_latipes_MN_Hba5

MTSLAKDKDVKAFWAKISSKATDIGADALGRMLVVYPQTKTYFAHWKDLSPGSAPVKKHGQTMGGVAEAVGKIDNLTA
GLLNSELHAFTLRVDPANFKILSHNILLVLAIMFPNDFTPPEVHVAMDKFLAALALALAEAYR

>Salmon_salar_chr3_MN_Hba0

MSLSAKDKANVKAIWKGILPKSDEIGEALSRMLVVYPQTKAYFSHWASVAPGSAPVKKHGKITIMNQIDECVGNLDDDFGLTK
LSELHATKLRVDPNTFKILAHNLLVVAAYFPAEFTPEIHLSVDKFLQQLALALAEAYR

>Salmon_salar_chr3_MN_Hba1

MSLTAKDKSVVKAFWKGISGKADVLGAEALGRMLTAYPQTKTYFSHWADLSPGSAPVKKHGGVIMGAIGNAVGLMDDLGG
MSGSLDLHAFKLRVDPGNFKILSHNILLVLAIHFPADFTPEVHIAVDKFLAALSAALADKYR

>Salmon_salar_chr3_MN_Hba2

MSLTAKDKQIVTAFKGVAGKAEDIGNEALSRTLTVYPQTKTYFSHWADLSPGSAPVKKHGLTVMGGVLDVAVTKIDDLASGLL
LSELHAFTLRVDPANFKIINHNLVLAAMFPDDFTPEVHLSVDKFLAKLALALAEAYR

>Salmon_salar_chr3_MN_Hba3

MSLTAKDKSVVKAFWKGISGKADVLGAEALGRMLTAYPQTKTYFSHWADLSPGSAPVKKHGGVIMGAIGNAVGLMDDLGG
MSGSLDLHAFKLRVDPGNFKILSHNILLVLAIHFPADFTPEVHIAVDKFLAALSAALADKYR

>Salmon_salar_chr3_MN_Hba4

MSLSAKDKANVKAIWKGILPKSDEIGEALSRMLVVYPQTKAYFSHWASVAPGSAPVKKHGKITIMNQIDECVGNLDDDFGLTK
LSELHATKLRVDPNTFKILAHNLLVVAAYFPAEFTPEIHLSVDKFLQQLALALAEAYR

>Salmon_salar_chr3_MN_Hba5

MSLTAKDKSVVKAFWKGISGKADVLGAEALGRMLTAYPQTKTYFSHWADLSPGSAPVKKHGSTIMGAIGNAVGVIDDLVGG
SALSDDLHAFKLRVDPGNFKILSHNILLVLAIHFPADFTPEVHIAVDKFLAALSAALADKYR

>Salmon_salar_chr3_MN_Hba6

MSLTAKDKKIVRAFWAKVSGKAEDIGCDALSRTLTVYPQTKTYFSHWKDLSPGSAPVKKHGGTIMGGISLAVASIDDISAGLLA
LSELHAFKLRVDPANFKILSHNILLVLAIFPNDNFPEAHVAMDKFLAAVGRALAEAYR

>Salmon_salar_chr6_MN_Hba0

MSLTAKDKKIVKAFKGVAGKAEDIGNEALSRTLTVYPQTKTYFSHWADLSPGSAPVKKHGLTVMGGVLDVAVTKIDDLTGGLLA
LSELHAFTLRVDPANFKIINHNLVLAAMFPDDFTPEVHVSVDKFLAKLALALAEAYR

>Salmon_salar_chr6_MN_Hba1

MSLTTKDKKMVKAFWAKVSGKAEDIGCDALSRMLVVYPQTKTYFSHWKDLSPGSAPVRKHGGTIMGGISLAVASIDDISAGLL
ALSELHAFQLRVDPANFKILSHNLLVAVLFPNEFNPEAHVAMDKFLAAVGRALSEKYR

>Salmon_salar_chromosome6_MN_Hba2

MSLSAKDKANVKAIWGWKILPKTDEIGEQLSRMLVVYPQTKTYFSHWTSVAPGSDPVKKHGITIMNQIDDCVGHLLDDLFGLTK
LSELHATTLRVDPNFNFKILAHNLLVFAAYFPAEFTPEIHLSVDKFLQQLALALAEKYR

>Salmon_salar_chromosome6_MN_Hba3

MSLTARDKSVVNAFWGKIKGKADVVGAEALGRMLTAYPQTKTYFSHWADLSPGSAPVKKHGAVIMGAIGNAVGLMDNLVG
GLSALSDDLHAFKLRVDPGNFKILSHNLLVLAHFADFTPEVHIAVDKFLAALSAAALADKYR

>Salmon_salar_chromosome6_MN_Hba4

MSLSAKDKANVKAIWGWKILPKSDEIGEQLSRMLVVYPQTKAYFSHWASVAPGSDPVKKHGITIMNQIDECVGNLDDLFGLTK
LSELHATKLRVDPNTFKILAHNLLVVAAYFPAEFTPEIHLSVDKFLQQLALALAEKYR

>Salmon_salar_chromosome6_MN_Hba5

MSLTAKDKSVVKAFWGWKISGKADVVGAEALGRMLTAYPQTKTYFSHWADLSPGSAPVKKHGSTIMGAIGNAVGLIDDLVGG
SALSDDLHAFKLRVDPGNFKILSHNLLVLAHFADFTPEVHIAVDKFLAALSAAALADKYR

>Sparus_aurata_Hba1

MSLSDTDKARVRALWAKVQTKAPEIGGEALGRMLVAYPQTKAYFSHWGTDLNVNHPVQKHGAVIMTGIARGVKYIDDLTN
GLSALSELHAFKLRVDPGNFKILAHNLLVVIASYPADFTPEAHVSFDKFLMRLAFALSERYR

>Sparus_aurata_Hba2

MSLSGRDKTIVKSFWDKIGRSADIGAEALGRMLRVFPQTKTYFAHWSDLGPDSQPVRKHGVSIMAAVGEAIGKIDDLTGALSS
LSELHAFKLRVDPANFRMLAHNIMLVIAMYYPGDFTAETHLSFDKFLQNLALALAEKRCR

>Gadus_morhua_LA_Hba2

MSLSSKQKATVKDFFSKMSTRSDDIGAEALSRLVAVYPQTKSYFSHWKDALSPGSAPVRKHGITIMGGVYDAVGKIDDLKGGLLS
LSELHAFMLRVDPVNFKLLAHCMLVCMIFPEEFTPVHVAVDKFLAQLALALAEKYR

>Takifugu_rubripes_LA_Hba1

MISQKEKRLLAEVWKSIPAAEDIGSDSLLRMFTAAPGSKTYFSLDISPRSPHMLSHGRKIVLAIAGAQDISQLAVNLAPLQILH
AYQLRIDPTNFKLLTHCLLVALACHLGDFTPEAHAAIDKYLSAFAAVLAEKYR

>Takifugu_rubripes_LA_Hba2

MSLSRTDKEAVKAIWAKMSKSIDVIGAEAFGRMLIAYPQTKIYFSEWSDLRPASGPVKAHGKVMGGIATAVASIDDLTCGLREL
SERHAFTLKVDPANFRLLAHCILVVTAIMFPKDFTEIHSVFDKFLAGVALALSADKYR

>Takifugu_rubripes_MN_Hba1

MSLSADDKVVVKAFWGWKIVSTKADAIGADALGRLLLVYPQTKTYFSHWKELTPNSNDVKIHGARIMTGVTAEIGKMDNLTVGLL
NLSELHAFTLRVDPANFKLFAHCILVVMANMFPVDFTPEVHMAMDKFLAAVARGLSEKYR

>Takifugu_rubripes_MN_Hba2

MTLSAKDKDTRVRLFWGKLPKREEVGANALCRLLSVYPQTKTYFAHWKQDQSPSASAKKHGITIMNAIGDSVSKIDDLKGGFL
NLSELHAFTLRVDPANFKLLAHCIMVEIGIMYPTEFTPEVHVAVDKFLASVALALAEKYR

>Tetraodon_nigroviridis_LA_Hba2

MSLTKTDKAAVKALWNKLSKSVDVIGAEAFGRMLLVYPQTKIYFSKWGDISFGSSQVKNHGKIVMGGIATAVANIDDLTSLGLQK
LSEVHAFDLKVDPANFKILGQCVVVVVTAMLFPKDFTPEVHVVSFDKFLAAVALALSEKYR

>Tetraodon_nigroviridis_MN_Hba1

MSLNANDKKVITTFWKGASDAQADAIGSDALGRLLLAYPQTKTYFSHWKDLSPGSSDVKRHGALIMGGVTEAVTKIDNLSTGLLE
LSELHAFTLRVDPANFKLFAHAIIVAIAIRFPGDFTPEVHMAMDKFFAAVARAMSEKYR

>Tetraodon_nigroviridis_MN_Hba2

MTSLSTKDKETVRAFVAKVANSREEIGASALCRLLSVYPQTKTYFSHWKQSPNSASAKKHGITIMNAVGDVASKIDDLKTGLF
NLSELHAFTLRVDPANFKLLAQCMVVIAIMYPADFTPEVHVAMDKFLASLALALSEKYR

>Tetraodon_nigroviridis_LA_Hba1

MITEKEKELLRKVWNSLIPVAEDIGSDSLLRLLFTTVPGSKTYFSHLDISPRSPHMLSHGRKIVLAIAGAQDISQLAVSLAPLQTLHA
YQLRIDPTNFKLLTHCLLVSLACHMGDDFTPQAHAAATDKYLSAFAAVLSEKYR

>Xiphophorus_maculatus_MN_Hba1

MSLSAKDKATVKTFWAKISSSGEEIGTDALSRMLVVYPQTKTYFSHWKDLSPGSAPVVKHGATVMAGVGDVAVAKIDDLTSGLL
LSSELHAFTLRVDPNSNFQILSHNILVVLAIMFPTDFTPEVHVAMDKFLAAVARALSEKYR

>Trematomus_newnesi_Cathodic_HbA

AXSLSDKDKAAVRALWSKIGKSSDAIGNDALSRMIVVYPQTKIYFSHWPDVTPGSPNIKAHGKVMGGIALAVSKIDDLKTGLM
ELSEQHAYKLRVDPNSNFILNHCILVVISTMFPKEFTPEAHVSLDKFLSGVALALAEYR

>Xiphophorus_maculatus_MN_Hba2

MNLTAKDKDVRTFWAKISTNAEDIGTDALSSMLVVYPQTKTYFSHWKDLSPGSAPVKKHGATVMAGVADAVAKIDDLRAGL
LSSELHAFTLRVDPANFQVLSHNILVVLATSFPNDFTPEVHVAMDKFLSAVALALSEKYR

>Xiphophorus_maculatus_MN_Hba3

MSLTAOKDKETVKAFWAKVAPKAEDIGQDALSRLAVYPQTKTYFSHWKDMSSAGSAPVKKHGATVMGGVADAVTKIDDLTSG
LLSELHAFTLRVDPANFQILAHNILVVFVFAIKFPTDFTPEVHVSVDKFLAALARALSEKYR

>Xiphophorus_maculatus_MN_Hba4

MSLSDKDKSRVKALWAKAEGKAGELGGEALGRMLVAYPQTKTYFSHWGDLSPQSPVKKHGATIMGALGKAVKGIDDLPGTL
AALSELHAFKLRVDPANFQILGHSIVVVLAMYFPGDFTPEVHLSVEKFLQNVVALALSEKYR

>Xiphophorus_maculatus_MN_Hba5

MTSLTAKDKDVTKAFWKGKISPKAGAIGADALGRMLVVYPQTKTYFSHWKDMSPGSGPVKKHGATVMAGVADAVAKIDDLTA
GLLTLSELHAFKLRVDPANQILAHNLLLVLAISFPNDFTPEVHVAMDKFLSAVALALSEKYR

>Xiphophorus_maculatus_LA_Hba2

MLSKKEKLIKEMWERLTPVAEDIGSEALLRMFASYPGKTYFSHLDISPGSAHLSSHGKKIVLAIAGAQDISQLTTLAPLQTLH
AYQLRIDPTNFKLLSHCMVTLACYLGSEFTPVAAHAMDKFLSAFAAVLSEKYR

Hemoglobin beta sequences

>Anguilla_anguilla_Anodic_Hbb

VEWTEDETAIKSKWLKINIEEIGPQAMRRLIVCPWTQRHFANFGNLSTAAAIMNNDKVAKHGTTVMGGLDRAIQNMDDIK
NAYRQLSVMHSEKLVDPDNFRLLAEHITLCMAAKFGPTEFTADVQEAWQKFLMAVTSALARQYH

>Danio_erio_LA_Hbb1

MVAWTAEEERAFIQDIFSKLNYEEAGPKALQRALIVYPWTQRYFGSFGNLYNAEAIINNPVAAHGTVVHLGLDRAMKNMDDIK
NTYAELSVLHSEKLVDPDNFRLADCLTIVIASTMGAAFTADMQAAWQKFLAVVVSALQRQYH

>Danio_erio_LA_Hbb2

MVVWTAEEERAAIQNIFAKLDFESVGLETLTRCLVVYPWTQRYFGGFGNLYNTEAIMANPKVKAHGTVVVKGLEKALNNMDNI
KSTYASLSELHSEKLVDPGNFRLADCLTVVIATRMSEFTPDIAAWQKFLSVVVSALRRQYL

>Danio_erio_MN_Hbb1

MVQWSDSERKTIASVWSKINVDEIGPQTLARLVVYPWTQRYFGAFGLSCASAIMGNPKVSEHGKTVLKALEKAVKNVDDIK
TTYAKLSQLHCEKLVDPDNFKLLADCLSIVIATNFGPAFNPSVQSTWQKLLSVVVAALTSRYF

>Danio_erio_MN_Hbb2

MVEWTAERTAILGLWGKLNIDEIGPQALSRLIVYPWTQRYFATFGNLSSPAAIMGNPKVAAHGRTVMGGLERAIKNMNDNV
KNTYAALSVMHSEKLVDPDNFRLADCITVCAAMKFGQAGFNADVQEAWQKFLAVVVSALCRQYH

>Danio_erio_MN_Hbb3

MVEWTAERTAILGLWGKLNIDEIGPQALSRLIVYPWTQRYFATFGNLSSPAAIMGNPKVAAHGRTVMGGLERAIKNMNDNV
KNTYAALSVMHSEKLVDPDNFRLADCITVCAAMKFGQAGFNADVQEAWQKFLAVVVSALCRQYH

>Danio_erio_MN_Hbb4

MVVWTDFEKATIQQDIFAKADYDVIGPQALARCLIVYPWTQRYFAKFGNLYNAAAAILGNPMVAAHGKTVLKGLELAVKNMDNIK
ATYADLSVLHSEKLVDPDNFRLADCLTIVVAAQMGAGFTPEVQAAFQKFIAVAVSALGRQYH

>Danio_erio_MN_Hbb5

MVVWTDFEKATIQQDIFAKADYDVIGPQALARCLIVYPWTQRYFAKFGNLYNAAAAILGNPMVAAHGKTVLKGLELAVKNMDNIK
ATYADLSVLHSEKLVDPDNFRLADCLTIVVAAQMGAGFTPEVQAAFQKFIAVAVSALGRQYH

>Danio_erio_MN_Hbb6

MVVWTDFEKATIQQDIFAKADYDVIGPQALARCLIVYPWTQRYFAKFGNLYNAAAAILGNPMVAAHGKTVLKGLELAVKNMDNIK
ATYADLSVLHSEKLVDPDNFRLADCLTIVVAAQMGAGFTPEVQAAFQKFIAVAVSALGRQYH

>Dasyatis_akajei_Hbb

MVKLSEDQEHIKGVWVKDVDHKQITAKALERVVVYPWTTRLFQKGLFSANDIGVQQHADKVRALGEAIDDLKVEINFQ
NLSGKHQEIQVDTQNFKLLGQTFMVELALHYKKTFRPKEHAAAYKFFRLVAEALSSNYH

>Dicentrarchus_labrax_LA_Hbb1

MVEWTEQERGIITSIFSSLDYEDIGPKALCRCLIVYPWTQRYFGAFGNLYNAEAIKSNPNIAAHGVTVLHGLDRAVKNMDNIKAT
YAELSVLHSEKLVDPDNFKLLSDCLTIVIAAKLGNFTPETQAAWQKFLAVVVSALGRQYH

>Dicentrarchus_labrax_MN_Hbb1

MVKWTD AERAAITSWWGKIDVNEIGPQALTRLLIVYPWTQRHFATFGNLSTSAAILGNPLVAEHGKTVMGGLDRAVKNMDDI
KNVYTKLSVKHSEKIHVDPDNFRIFAQIISVCVAAKFGRQFTPDVQEAWQKFLDVVVSALSQRQYH

>Dicentrarchus_labrax_MN_Hbb2

MVEWTD FERATIQDIFSKMDYEVVGAALSRLVYPWTQRYFGNFGNLYNAAAIIANPMVAAHGKVVHLGLDRAVKNMDD
IKGTYAELSVLHSEKLVDPDNFRLLADCLTIVVAAKLGKFTGDVQAAFQKFLAVVVSSLGRQYH

>Dicentrarchus_labrax_MN_Hbb3

MVEWTD KERSTVSAIWEKIDIDVIGPEALARVLIVYPWTERYFGTGFSDIFSAVTLGNAKVAAHGKVVLLKALDSAVKNMDNIKA
TYADLSRLHYEKLSDPDNFKLLADCLTIVVAAKLGKFTGDVQAAFQKFLAVVVVDAMSSQYF

>Dicentrarchus_labrax_MN_Hbb4

MVEWSD FERATIQDIFSKMEYEVVGAALSRLVYPWTQRYFGNFGNLYNAAAIIANPMVAKHGTTILHGLDRAVKNMDDI
KATYAELSVLHSEKLVDPDNFKLLSDCLTIVVAAKLGKFTGDVQAAFQKFLAVVVSSLGMQYH

>Dicentrarchus_labrax_MN_Hbb5

MVEWSD FERATIQDIFSKMEYEVVGAALSRLVYPWTQRYFGNFGNLYNAAAIIANPLVAKHGTTILHGLDRAVKNMDDIK
ATYAELSVLHSEKLVDPDNFKLLSDCLTIVVAAKLGKFTGDVQAAFQKFLAVVVSSLGMQYH

>Dicentrarchus_labrax_MN_Hbb6

MVEWSD FERATIQDIFSKMEYEVVGAALSRLVYPWTQRYFGNFGNLYNAAAIIANPLVAKHGTTILHGLDRAVKNMDDIK
ATYAELSVLHSEKLVDPDNFKLLSDCLTIVVAAKLGKFTGDVQAAFQKFLAVVVSSLGRQYH

>Dicentrarchus_labrax_Hbb_LP

MVQWSD AERAAITSWWEKIDVNEIGPQALTRLLIVYPWTQRHFATFGNLSTNAAAILGNPLVAEHGKTVMGGLDRAVKNMDD
IKNVYTKLSVKHSEKIHVDPDNFRIFAQIISVCVAAKFGRQFTPDVQEAWQKFLAVVV

>Sparus_aurata_Hbb1

MVQWSD AERAAISLWVGKIDVGEIGPQALSRLIVYPWTQRHFSGFGDISTNAAIVANDKVAAHGKTVMGGLDRAVKNLDDI
KNAYTKLSQKHSEKIHVDPDNFRLLAECISVCVGAKEGPKVFNADAQEAWQKFLAVVVAALGKQYH

>Dipturus_batis_Hbb

MVKITD KEAAYITDIWSKLDKVVTAHALERVFTVYPWTTRLFKSFNGHFKAGDSGVQGHAEKVVGALDTAVLHLHDIDAGYKK
LSEKHQLIGVDTQNFLLGQAFVLVLAIFKEGFTPELHEAAYKFFLAVAGGLSSQYH

>Gadus_morhua_LA_Hbb2

MVEWTD EERTIINDIFSTLDYEEIGRKSCLRCLIVYPWTQRYFGAFGNLYNAETIMANPLIAAHGKILHGLDRALKNMDDIKNTY
AELSLHSDKLHVDPDNFRLLADCLTVVIAAKMGTKFTVETQVAWQKFLSVVVSALGRQYH

>Gadus_morhua_LA_Hbb3

MVEWTD SERAIINGIFSNLDYEEIGRKSCLRCLIVYPWTQRYFGGFGNLYNAETILCNPLIAAHGKILHGLDRALKNMDDIKNTY
AELSLHSDKLHVDPDNFRLLADCLTVVIAAKMGPAFTVDTQVAWQKFLSVVVSALGRQYH

>Gadus_morhua_LA_Hbb4

MVEWTDSERAIITSIFSNDLYEEIGRKSLCRCLIVYPWTQRYFGGFGNLYNAETILCNPLIAAHGTKILHGLDRALKNMDDIKNTYA
ELSHLSDKLHVDPDNFRLLADCLTVVIAAKMGPAFTVDTQVAWQKFLSVVVSALGRQYH

>Gadus_morhua_MN_Hbb1

MVEWTAAERRHVEAVWSKIDIDVCGPLALQRCLIVYPWTQRYFGSFGDLSTDAIVGNPKVAAHGVALTGLRTALDHMDEI
KSTYAALSVLHSEKLVDPDNFRLLCECLTIVVAGKMGKLSPEMQAAWQKYLCAVVSALGRQYH

>Gadus_morhua_MN_Hbb5

MVEWTEFERDTIKDIFSKIDYDVVGPAALTRCLVVPWTRRYFGNFGALYNAEAIMGNEMVANHGKVLHGLDRAVKNMDHI
KESYCELSQLHSDQFHVDPDNFRLLADCLAIATQWGSFAFTPIQAAFQKFLSVVVSFLGSQYH

>Gasterosteus_aculeatus_MN_Hbb1

MVVWTDFERSTIQDIFSKMDYEVVGPAAALTRCLIVYPWTQRYFGNFGNLYNAAAAMGNPMVAKHGTTILHGLDRGVKNMDD
LKATYAELSVLHSEKLVDPDNFKLLSDCLTIVVAAKLGKAFTEVQAAFQKFLAVVVSSLGRQYH

>Gasterosteus_aculeatus_MN_Hbb2

MVVWTDFERSTIQDIFSKMDYEVVGPAAALTRCLIVYPWTQRYFGNFGNLYNAAAAMGNPMVAKHGTTILHGLDRGVKNMDD
LKTTYAELSVLHSEKLVDPDNFKLLSDCLTIVVAAQLGKAFTEVQAAFQKFLAVVVSSLGRQYH

>Gasterosteus_aculeatus_MN_Hbb3

MVAWTEFERATIQDIFSKIDYDVVGPAALSRLVVPWWTQRYFGNFGNLYNAAAAMGNPLVAKHGTTILNGLERAVKMDMDNIK
ATYAELSVLHSEKLVDPDNFKLLSDCLTIVVAARFGEAFTEVQAAFQKFLAVVVSSLGRQYH

>Gasterosteus_aculeatus_MN_Hbb4

MVAWTEFERATIKDIFSKIDYDVVGPAALCRCLVVPWWTQRYFGNFGNLYNAAAAMGNPLVAKHGTTILNGLERAVKMDMDNIK
TTYAELSVLHSEKLVDPDNFKLLSDCLTIVVAARFGEAFTEVQAAFQKFLAVVVSSLGRQYH

>Gasterosteus_aculeatus_MN_Hbb5

MVAWTEFERATIKDIFSKIDYDVVGPAALCRCLVVPWWTQRYFGNFGNLYNAAAAMGNPLVAKHGTTILNGLERAVKMDMDNIK
TTYAELSVLHSEKLVDPDNFKLLSDCLTIVVAAQFGKAFTEVQAAFQKFLAVVVSSLGRQYH

>Gasterosteus_aculeatus_MN_Hbb6

MVAWTEFERATIKDIFSKIDYDVVGPAALCRCLVVPWWTQRYFGNFGNLYNAAAAMGNPLVAKHGTTILYGLERAVKMDMDNIK
TTYAELSVLHSEKLVDPDNFKLLSDCLTIVVAARFGEAFTEVQAAFQKFLAVVVSSLGRQYH

>Homo_sapiens_Hbb

MVHLTPEEKSAVTALWGKVNVDEVGGEALGRLLVVPWWTQRFESFGDLSTPDAVMGNPKVKAHGKKVLGAFSDGLAHLDN
LKGTFATLSELHCDKLHVDPENFRLLGNVLVCLAHFHGKEFTPPVQAAYQKVVAGVANALAHKYH

>Ictalurus_punctatus_MN_Hbb1

MVSWSQSERSAIADLWDKINVDEIGPQSLARVLIVYPWTQRYFGKFGNLSVAAAILGNPKVTAHGKVVNLALDNAVKNLDNIK
ETYSKLSQLHCEILSVDPDNFRLLFADCLTIVIANKFGAFTPEIQATWQKFLAVVVAAMSSRYF

>Ictalurus_punctatus_MN_Hbb2

MVHWTD AERHIIADLWGKINHDEIGGQALARLLIVYPWTQRYFSSFGNLSNAAAIIIGNPKVAAHGKVVLGGLTKAVQNLDNVK
GIYTQLSTLHSEKLVDPNSFTLLGDTFTVLAANFGPSVFTPEVHETWQKFLNVVVAALGKQYH

>Ictalurus_punctatus_MN_Hbb3

MVHWTDAERHIIADLWGKINHDEIGGQALARLLIVYPWTQRYFSSFGNLSNAAAIIIGNPKVAAHGKVVLLGGLTKAVQNLNDNVK
GIYTQLSTLHSEKLVDPNFTLLGDTFTVTLAANFGPSVFTPEVHETWQKFLNVVVAALGKQYH

>Ictalurus_punctatus_MN_Hbb4

MVVWTDFERATIQDVFSKIDYESVGHQALSRLVVPWTQRYFGSFGNLYNAAAIIIGNPKVAAHGLVVVRGLEKAAKNMDNIK
AIYADLSVLHSEKLVDPDNFKLLADCITIVIASVLGASFTAQEVQAALQKFLAVVVSALGKQYQ

>Ictalurus_punctatus_MN_Hbb5

MVVWTDFERATIQDLFSKIDYESVGHQALSRLVVPWTQRYFGSFGNLYNAAAIIIGNPKVAAHGLVVVRGLEKAAKNMDNIK
AIYADLSVLHSEKLVDPDNFKLLADCITIVIASVLGASFTAQEVQAALHKFLAVVVSALGKQYQ

>Ictalurus_punctatus_MN_Hbb6

MVQWTDERTTIQDIFSKIDYESVGHQALTRCLVVPWTQRYFSKFGNLYNAAAIIIGNPKVAAHGLTVMRGGLEKAVKNMDNIK
STYADLSVLHSEQLHVDPQNFRLADCITIVVASVLGSSFTAQEVQAALQKFLAVIVSALGKQYY

>Lepisosteus_oculatus_Hbb1

MVHFTDAEAKAIKTVWGKVNVDVTGVPQALARLLIVYPWTQRYFGAFGNLTNAAAIIIGNAKVAHHGKVVVLGALDKAVQDPEHI
TANYASSELHSTKLHVDPDNFRVLGDCITIVLAAQLGTGFTVELNAAFQKFLDVVIAALRKQYH

>Lepisosteus_oculatus_Hbb2

MVHFTDAEAKAIKTVWGKVNVDIVGVPQALARLLIVYPWTQRYFGAFGNLTNAAAIIIGNAKVAHHGKVVVLGALDKAVHDLHEI
VANYASSELHSTKLHVDPDNFRVLGDCITIVLAAQLGTGFTVELNAAFQKFLDVVIAALRKQYH

>Lepisosteus_oculatus_Hbb4

MVHWTAAERQAIASVWEKISLESVGSQALARLLIVYPWTQRYFSSFGNLSAAAIIIGNPKVKHHGKTVLTALGQAVKNMDNIK
ATFSKLSLHSEKLVDPGNFRMLGETLIIVLAAELGAEFTPELQAAWQKLLSVSSALSQRYY

>Lepisosteus_oculatus_Hbb5

MVHWSDEERKAITSIWGKVDVESAGHQALVRLIVYPWTQRYFSSFGNLSAAAIIIGNPKVKHHGKTVLTALGDAVKNMDNIK
ATFSKLSLHSEKLVDPENFRLLGETLVIVLAGQFGAEFTPAVQAAWQKLLAVSISALSQYH

>Mustelus_griseus_Hbb

MVHWTQEERDEISKTFQGTDMKTVVTQALDRMFKVPWTNRYFQKRTDFRSSIHAGIVVGALQDAVKHMDDVKTLFKDLSK
KHADDLHVDPGSFHLLTDCIIVELAYLRKDCFTPHIQGIWDKFFEVIDAISKQYH

>Oryzias_latipes_LA_Hbb1

MVEWTEQERSIITNIFGNLDYEDVGSKALSRLIVYPWTQRYFASFGNLYNAEAIKTNPNIAAHGKTVLHGLDRAVKNMDNIKA
TYAELSVLHSEKLVDPDNFKLLADCLTIVIAAKLGSASFPEIQATFQKFLAVVVSALGRQYH

>Oryzias_latipes_MN_Hbb1

MVKWSDFERATIQDIFSKIDKDVVGGQAALSRLIVYPWTQRYFGSFGNLYNAAAITSNPKVAAHGKVVIGGLEKALQNMDNIK
QAYTDLSVLHSEKLVDPDNFKLLADCLTIVVASNLGISFTPEVQAAFQKFLDVVVAALRKQYY

>Oryzias_latipes_MN_Hbb2

MVTWTDFERATIQQDIFSKIDYDIVGPDALSRLIVYPWTQRYFGSFGNLYNAAAIAASNPKVAAHGKVVLGGLEKALKNMDDIKQ
AYADLSVLHSEKLQVDPDNFKLLADCLTIVVASQLGKDFTPVHAAFAKFLAVVVAALRKQYH

>Oryzias_latipes_MN_Hbb3

MVKWTEEERCTIREVWEKVDVDEIGPQILTRVHIVYPWRETYFGTFGDIFTNTSILNPNKVAHHGKVVLRSIDKAVRIMDRIQET
HAALSRLHYECVDPDNFKLLGDCITISIAACKLKEALNPQVQAVWQKFLCAVVEAMNSQNK

>Oryzias_latipes_MN_Hbb4

MVEWTDFERATIQQDIFSRIDKDVVGPAAALSRLIVYPWTQRYFGSFGNLYNAAAITSNPKVAAHGKVVLSGLELAVKNMDDIKQ
TYADLSVLHSEKLHVDPNFKLLADCLTIVVAAQMGPDFTCDVQAAFQKFLAVVSSLRQYH

>Oncorhynchus_mykiss_HbbE

MVQWTDFERATIQQSVFEKMDYDDVGPAAALSRLVVPWTQRYFGNFGNLYNAAAIQGNPMVAAHGKTVLRGLDRAVKNM
DDIKATYAELSVLHSEKLRVDPDNFKLLADCLTIVVAARMGADFTADVQGAFFQKFLAVVSSLRQYH

>Oncorhynchus_mykiss_Hbb2

MVVWTDDEERAAISDIFSKLDYDDVGPCKLSRCLIVYPWTQRYFGAFGNLYNAEAIMNPNLIAKHGITVLRGLERALKNMDDIKN
TYAELSILHSEKLRVDPDNFKLLSDCLTIVIAAKMGTAFTPEYQASQKFLSVVVSALGRQYH

>Oreochromis_niloticus_MN_Hbb1

MVEWTDKERKAIASLWGKIDVGEIGPQALRLLIVYPWAQRYFKAFGDLSTNAAIMGNPKVAHQHGKTVMGLENVKNLDNI
KQTYAKLSVMHSEKLHVDPNFRXXXXXXXXXXXXXXXXXXXXXQEAWQKFLAVVVSALGRQYH

>Oreochromis_niloticus_MN_Hbb3

MVVWTDDEFERTTIQDIFSKIDYAVVGQAASRCLTVYPWTQRYFGQFGNLYNAAAIAASNPKVAAHGKVVIMEALEKAVKMDMDNIK
ATYAELSALHSEKLQVDPDNFMLLGDCLTIVVASQLGKNFTAQVHAAFAKFLAVVSSLRQYH

>Oreochromis_niloticus_MN_Hbb4

MVVWTDDEFERTTIQDIFSKIDYAVVGQAASRCLTVYPWTQRYFGGFGNLYNAAAITNPKVAAHGKVVIMEALEKAVKMDMDNIK
ATYAEXXXXXXSEGHGQHGHLLGDCLTIVVASQLGKNFTAQVHAAFAKFLAVVSSLRQYH

>Oreochromis_niloticus_MN_Hbb5

MVKWTELERSTVKAIWEKVDIDEIGPQIWARVLIVYPWTERYFGSFGDLFTITAILKNDKVAAHGKVVVKALDKAVNNMDNMK
RTYADLSQLHFQKLEVDPSFRLLADCITITIACKLKSALSPQSQAIVQKFLYAVVDAMSSQYR

>Oreochromis_niloticus_MN_Hbb6

MVEWTDERSAITSLWGKIDVGEIGPQALRLLIVYPWAQRYFQSFGLSTNAAIMGNPKVAHQHGRVVMGGLENVKNLDNI
KNTYANLSMHSEKLHVDPNFRVLAECISLCAAKFGPSVFTADAQEAQKFLAVVVSALGRQYH

>Oreochromis_niloticus_MN_Hbb8

MVAWTDDEFERATIKDIFSKIDYEVVGPAAISRCLIVYPWTQRYFAGFGNLYNAAAITSNPKVAAHGKVVVMQGLEKAVKNMDNIK
ATFTELSTLHSEKLQVDPDNFMLLGDCLAIVVASQLGKDFSPVHAAFAKFLAVVSSLRQYH

>Oreochromis_niloticus_LA_Hbb1

MVEWSEKERSIITNIFSNLDYEDVGPALVRCLVVPWTQRYFASFGNLYNAEIAISTNPKVAAHGKIVLHGLDRAVKNMMDNIKA
TYAELSVLHSEKLHVDPNFKLLSDCLTIVVAGKLSAFTPEVQATFQKFLAVVVSALGKQYH

>Salmon_salar_chr3_MN_Hbb0

MVDWTD AEKSTISAVWGKVDINEVGPLALARLVLYPWTQRYFGSFGDVSTPAAIMGNPKVAAHGKVVCGALDKAVKNMG
NILATYKLS ETHANKLFVDPDNFRVLADVLTVVAAKFGASFTPEIQATWQKFMKVVVAAMGSRYP

>Salmon_salar_chr3_MN_Hbb1

MVDWTD AERSAIVGLWGKISVDEIGPQALARLLIVSPWTRHFSTFGNLSTPAAIMGNPVAKHHGKTVMHGLDRAVQNLDI
KNAYTALSVMHSEKLVDPDNFRLLADCITVCVAAKLGPTVFSADIQEAQKFLAVVVSALGRQYH

>Salmon_salar_chr3_MN_Hbb2

MVDWTD AEKSTISAVWGKVDINEVGPLALARLVLYPWTQRYFGSFGDVSTPAAIMGNPKVAAHGKVVCGALDKAVKNMG
NILATYKLS ETHANTLFVDPDNFRVLADVLTVIAAKFGASFTPEIQATWQKFMKVVVAAMGSRYP

>Salmon_salar_chr3_MN_Hbb3

MVDWTD AEKSTISAVWGKVDINEVGPLALARLVLYPWTQRYFGSFGDVSTPAAIMGNPKVAAHGKVVCGALDKAVKNMG
NILATYKLS ETHANKLFVDPDNFRVLADVLTVIAAKFGASFTPEIQATWQKFMKVVVAAMGSRYP

>Salmon_salar_chr3_MN_Hbb4

MVDWTD AERSAIVGLWGKISVDEIGPQALARLLIVSPWTRHFSTFGNLSTPAAIMGNPVAKHHGKTVMHGLDRAVQNLDI
KNAYTALSVMHSEKLVDPDNFRLLADCITVCVAAKLGPAVFSADIQEAQKFLSVVVSALGRQYH

>Salmon_salar_chr3_MN_Hbb5

MVDWTD AEKSTISAVWGKVDINEVGPLALARLVLYPWTQRYFGSFGDVSTPAAIMGNPKVAAHGKVVCGALDKAVKNMG
NILATYKLS ETHANKLFVDPENFRVLADVLTVVAAKFGASFTPEIQATWQKFMKVVVAAMGSRYP

>Salmon_salar_chr3_MN_Hbb6

MVQWTD FERATIQSIFKMDYDDVGPAAALSRLVVPWTQRYFGNFGNLYNAAAQGNPMVAAHGKTVLRGLDRAVKNM
DDIKATYAELSVLHSEKLVDPDNFRLLADCLTIVVAARMGADFTADVQGAQKFLAVVVSALGRQYH

>Salmon_salar_chr3_MN_Hbb7

MVEWTD FERATIQSIFKMDYDDVGPAAALSRLVVPWTQRYFGNFGNLYNAAAQGNPMVAAHGKTVLRGLDRAVKNM
DIKATYAELSVLHSEKLVDPDNFRLLADCLTIVVAARMGADFTADVQGAQKFLAVVVSALGRQYH

>Salmon_salar_chr6_MN_Hbb0

MVQWTD FERQTIQSIFGKMDYDDVGPAAALSRLVVPWTQRYFGNFGNLSNAAAQGNPKVAAHGKTVLQGLVRAVKNM
DIKATFTELSVLHSEKLRVDPDNFRLLADCLTIVVAARMGADFTADVQGAQKFLAIVVCSLGRQYH

>Salmon_salar_chr6_MN_Hbb1

MVQWTD FERATIQSIFKMDYDVVGPAAALSRLVVPWTQRYFGNFGNLYNAAAQGNPMVAAHGKTVLHGLDRAVKNM
DDIKATYAELSVLHSEKLVDPDNFRLLADCLTIVVAARMGADFTADVQGAQKFLAVVVSALGRQYH

>Salmon_salar_chr6_MN_Hbb2

MVDWTD AERSAILGLWGNISVDEIGPQALARLLIVFPWTRHFSTFGNLSTPAAIMGNPVAKHHGKVVMMHGLDRAVQNLDI
KNAYSALSVKHSEKLVDPDNFRLLAECITVCVAAKLGPAVFSADIQEAQKFLAVVVSALGRQYH

>Salmon_salar_chr6_MN_Hbb3

MVDWTD AEKSTISAVWGKVDINEVGPLALARVLIVYPWTQRYFGSFGDVSTPAAIMGNPKVAAHGKVVCGALDKAVKNMG
NILATYKLSLSETHANKLFVDPDNFRVLADVLTVIAAKFGASFTPEIQATWQKFMKVVVAAMGSRYP

>Salmon_salar_chr6_MN_Hbb4

MVDWTD AERSAILGLWGKISVDEIGPQALARLLIVSPWTQRHFSTFGNLSTPAAIMGNPAVAKHGKTMHGLDRAVQNLDI
KNAYSALSMHSEKLVDPDNFRLLADCITVCVAAKLGPAVFSADIQEAQKFLAVVVSALGRQYH

>Salmon_salar_chr6_MN_Hbb5

MADWTD AEKSTISAVWGKVDINEVGPLALARVLIVYPWTQRYFGSFGDVSTPAAIMGNPKVAAHGKVVCGALDKAVKNMG
NILATYKLSLSETHANKLFVDPENFRVLADVLTVIAAKFGASFTPEIQATWQKFMKVVVAAMGSRYP

>Takifugu_rubripes_LA_Hbb1

MVEWTD QERTIISNIFSTLDYEDVGSKSLIRCLIVYPWTQRYFAGFGNLYNAEAIKNNPNIAKHGVTVLHGLDRAVKNMDNIKET
YKELSELHSEKLVDPDNFKLLSDCLTIVVATKMGSKFTPEIQATFQKFLAVVVSALGRQYH

>Tetraodon_nigroviridis_LA_Hbb1

MVVWTD QERAIIDNIFSNLDYEDVGSKALIRCLIVYPWTQRYFSSFGNLYNAEAI RNPNVAKHGVTVLHGLDRALKNMDNIKE
EYKLSLHSEKLVDPDNFKLLSDCLTVIAGKLGSKFTPEYQAALQKFLAVVVSALGRQYH

>Trematomus_newnesi_Cathodic_Hbb

VEWTD FERATIKDIFSKLEYDVVGPATLARCLVVYPWTQRYFGKFGNLYNAAAIAQNAMVSKHGTTILNGLDRAVKNMDDITN
TYAELSVLHSEKLVDPDNFKLLADCLTIVVAARFGSAFTGEVQAAFQKFMVAVVSSLGKQYR

>Xiphophorus_maculatus_MN_Hbb1

MVKWSD FERAAIQDIFSKINYDVVGAALSRLIVYPWTQRYFGSFGNLYNAAAITSNPKVAAHGKVIMAGLEKAVKNMDDIK
TTYKLSVLHSEKLQVDPDNFNLLADCLTIVVAGQMGAFTPEVHGAFQKFLAVVVASLRKQYH

>Xiphophorus_maculatus_MN_Hbb2

MVKWSD FERAAIQDIFSKINYDVVGAALSRLIVYPWTQRYFGGFGNLYNAAAITSNPKVAAHGKVIMAGLEKAVKNMDDIK
TTYKLSVLHSEKLQVDPDNFNLLADCLTIVVAGQMGAFTPEAHGAFQKFLAVVVASLRKQYH

>Xiphophorus_maculatus_MN_Hbb4

MVEWTD AERTAISTLWSNIDVGEIGPQALSRLVVFPWTQRYFPTFGDLSTPAAIAANPKVAQHKGKTMGGLETAVKNIDNIK
NAYAKLSVMHSEKLVDPDNFRLAECITVVVAAKFGPSVFTAGFQEAWQKFLAVVVSALGRQYH

>Xiphophorus_maculatus_Hbb1

MVEWTD EERKAITTLWGQIDVGEIGPQALTRLLIVYPWTQRHFGAFGNLSTYAAIVGNAKVAQHKGKTMGGLETAVKNMDNI
KNAYAKLSVMHSDKLVDPDNFRLAECISVVVAAKFGPTVFTASFQEAWQKFLAVVVSALGRQYH

>Xiphophorus_maculatus_LA_Hbb1

MVAWSD QERSIITSIFSNLDYNDVGPALIRCLIVYPWTQRYFASFGNLYNADAIAKTNPNIAQHGTKVLHGLDRAVKNMDDIK
TYAELSVLHSEKLVDPDNFKLLADCLTIVIAAKMGSGFTPEIQATFQKFLAVVVSALGKQYH

Supplementary file 4: Identity matrix based on the nucleotides (panel A) and amino acid (panel B) sequences of European sea bass *Hb α* and *Hb β* genes.

LA- <i>Hbα2</i>	100.00							
MN- <i>Hbα1</i>	52.35	100.00						
LA- <i>Hbα1</i>	53.99	65.74	100.00					
MN- <i>Hbα2</i>	54.23	72.22	72.69	100.00				
MN- <i>Hbα4</i>	54.46	70.83	69.44	88.19	100.00			
MN- <i>Hbα5</i>	54.46	71.30	70.14	87.73	98.39	100.00		
MN- <i>Hbα3</i>	54.23	71.30	69.91	87.96	98.62	99.77	100.00	

A

MN- <i>Hbβ1</i>	100.00							
LA- <i>Hbβ1</i>	65.91	100.00						
MN- <i>Hbβ3</i>	61.94	67.72	100.00					
MN- <i>Hbβ2</i>	65.54	76.75	65.99	100.00				
MN- <i>Hbβ6</i>	65.99	76.98	65.09	93.92	100.00			
MN- <i>Hbβ4</i>	65.77	77.20	65.54	93.92	98.20	100.00		
MN- <i>Hbβ5</i>	65.77	76.98	65.32	93.92	98.65	99.55	100.00	

LA- <i>Hbα2</i>	100.00							
MN- <i>Hbα1</i>	39.01	100.00						
LA- <i>Hbα1</i>	48.23	60.84	100.00					
MN- <i>Hbα2</i>	45.39	68.53	74.13	100.00				
MN- <i>Hbα3</i>	46.10	68.53	67.13	81.12	100.00			
MN- <i>Hbα5</i>	46.10	68.53	67.13	81.12	100	100.00		
MN- <i>Hbα4</i>	46.10	69.93	67.83	81.82	97.92	97.92	100.00	

B

MN- <i>Hbβ3</i>	100.00							
MN- <i>Hbβ1</i>	54.42	100.00						
LA- <i>Hbβ1</i>	60.54	61.22	100.00					
MN- <i>Hbβ2</i>	61.90	63.95	77.55	100.00				
MN- <i>Hbβ6</i>	57.82	61.22	77.55	92.52	100.00			
MN- <i>Hbβ4</i>	58.50	59.86	76.87	93.20	97.96	100.00		
MN- <i>Hbβ5</i>	58.50	60.54	76.87	92.52	98.64	99.32	100.00	

Supplementary file 5. *Cq* (Quantification cycle) values of *Hb α* and *Hb β* genes at different developmental stages of European sea bass. ND means Not Detected.

Gene	12 hpf	60 hpf	5 dph	13 dph	19 dph	26 dph	33 dph	45 dph	Juvenile
LA- <i>Hbα1</i>	36	36	31	35	33	34	28	24	18
LA- <i>Hbα2</i>	36	36	29	31	29	30	28	26	25
MN- <i>Hbα1</i>	35	36	36	35	34	35	35	33	27
MN- <i>Hbα2</i>	ND	ND	31	33	32	30	24	19	17
MN- <i>Hbα3</i>	35	35	23	25	23	25	23	24	28
MN- <i>Hbα4</i>	36	37	25	27	23	24	21	19	26
MN- <i>Hbα5</i>	36	36	24	25	24	25	22	21	29
LA- <i>Hbβ1</i>	36	ND	26	27	24	23	20	18	17
MN- <i>Hbβ1</i>	36	37	33	35	35	35	33	32	30
MN- <i>Hbβ2</i>	ND	ND	35	36	35	35	28	23	19
MN- <i>Hbβ3</i>	36	37	36	ND	ND	ND	ND	36	36
MN- <i>Hbβ4</i>	37	34	22	23	21	23	21	20	21
MN- <i>Hbβ5</i>	33	35	22	23	22	24	23	26	29
MN- <i>Hbβ6</i>	ND	35	24	24	21	22	19	18	23

Supplementary file 6. *Cq (Quantification cycle) values of Hb α and Hb β genes in different tissues of adult European sea bass. ND means Not Detected.*

Gene	Heart	Intestine	Head Kidney	Spleen	Gills	Liver	Brain
LA-Hb α 1	33	29	31	32	34	34	34
LA-Hb α 2	26	30	22	26	27	32	28
MN-Hb α 1	19	22	12	17	19	24	20
MN-Hb α 2	26	29	25	24	26	31	27
MN-Hb α 3	35	35	38	ND	37	38	35
MN-Hb α 4	27	30	26	25	27	32	29
MN-Hb α 5	34	33	36	35	36	ND	33
LA-Hb β 1	29	26	29	27	29	34	30
MN-Hb β 1	19	22	12	17	18	24	20
MN-Hb β 2	30	34	28	27	30	33	30
MN-Hb β 3	29	33	22	27	29	34	30
MN-Hb β 4	32	36	30	30	33	37	33
MN-Hb β 5	36	36	33	36	ND	ND	36
MN-Hb β 6	30	30	32	34	32	36	30