



HAL
open science

Genomic organization and spatio-temporal expression of the hemoglobin genes in European sea bass (*Dicentrarchus labrax*)

L. Cadiz, E. Desmarais, Arianna Servili, P. Quazuguel, Lauriane Madec, C. Huelvan, O. Andersen, Jose-Luis Zambonino-Infante, David Mazurais

► To cite this version:

L. Cadiz, E. Desmarais, Arianna Servili, P. Quazuguel, Lauriane Madec, et al.. Genomic organization and spatio-temporal expression of the hemoglobin genes in European sea bass (*Dicentrarchus labrax*). *Marine Biology*, 2017, 164 (4), pp.95. 10.1007/s00227-017-3128-7. hal-01923745

HAL Id: hal-01923745

<https://hal.umontpellier.fr/hal-01923745>

Submitted on 12 May 2020

HAL is a multi-disciplinary open access archive for the deposit and dissemination of scientific research documents, whether they are published or not. The documents may come from teaching and research institutions in France or abroad, or from public or private research centers.

L'archive ouverte pluridisciplinaire **HAL**, est destinée au dépôt et à la diffusion de documents scientifiques de niveau recherche, publiés ou non, émanant des établissements d'enseignement et de recherche français ou étrangers, des laboratoires publics ou privés.

Genomic organization and spatio-temporal expression of the hemoglobin genes in European sea bass (*Dicentrarchus labrax*)

Cadiz L.¹, Desmarais E.², Servili Arianna¹, Quazuguel Patrick¹, Madec Lauriane¹, Huelvan Christine¹, Andersen O.^{3,4}, Zambonino Jose-Luis¹, Mazurais David^{1,*}

¹ Ifremer, Unité de Physiologie Fonctionnelle des Organismes Marins Plouzané, France

² Institut des Sciences de l'Évolution (UMR 5554), Université de Montpellier, CNRS-UM-IRD-EPHE Montpellier, France

³ Nofima Ås, Norway

⁴ Department of Animal and Aquaculture Sciences Norwegian University of Life Sciences Ås, Norway

* Corresponding author : David Mazurais, email address : dmazurai@ifremer.fr

Abstract :

Hemoglobins (Hb) play a critical role in satisfying the oxygen demand of vertebrate aerobic metabolism. The present study reports the characterization of the European sea bass (*Dicentrarchus labrax*) Hb genes, including genomic organization, phylogeny, and spatio-temporal gene expression. These Hb genes are divided into two unlinked clusters, the "MN" cluster containing eleven genes (five Hba genes named MN-*Hba1-5* and six Hbβ genes named MN-*Hbβ1-6*) and the "LA" cluster consisting of three genes (two Hba genes named LA-*Hba1-2* and one Hbβ gene named LA-*Hbβ1*). Comparative analysis of Hb amino acid sequences indicates that most of the important amino acid residues involved in hemoglobin-oxygen binding, particularly in the Bohr and Root effects, are generally well conserved, except in MN-*Hbβ3*. Six genes were mainly expressed during early life (MN-*Hba3-5*, MN-*Hbβ4-6*), while the others were predominantly expressed at juvenile–adult stages. Adult fish expressed Hb genes at high levels in the head kidney and spleen; the main organs involved in blood formation. The Hb genes expressed in non-hematopoietic organs (intestine, gills, heart, brain, and liver) may facilitate oxygen homeostasis or be involved in antimicrobial defense. Stage- and tissue-specific gene expression patterns, together with the sequence features of the different Hb proteins, suggest a broad range of roles in European sea bass.

Introduction

Teleost species inhabit contrasting marine and freshwater environments across the planet and face a wide variety of environmental conditions in terms of water temperature, salinity and dissolved oxygen concentration (Helfman et al. 1997; von der Heyden et al. 2015). Specifically, several fish species have offshore spawning and larval migration toward coastal areas. As a consequence, genetic adaptation or physiological acclimatization has been observed, especially to adjust oxygen demand (metabolism) and supply (oxygen uptake and transport) to environmental oxygen availability at the different stages of their life-cycle (Ishibashi et al. 2007; McKenzie et al. 2008). Several authors have suggested that the ability of fish to colonize a wide range of habitats has evolved together with the molecular and functional modulation of the hemoglobin system (Weber 2000; Verde et al. 2002; Marinakis et al. 2003; Verde et al. 2006; Verde et al. 2008). Hemoglobin (Hb) in vertebrates, including fish, consists of a tetrameric molecule composed of twin α and β globin subunits ($\alpha_2\beta_2$), each of which contain a heme group that can reversibly bind oxygen. While genes coding for α and β globins in mammals are clustered on one chromosome, teleost α and β globin genes (Hb α and Hb β genes) are grouped within two clusters labeled “MN” and “LA” located on two separate chromosomes resulting from the teleost-specific genome duplication (TGD) (Hardison 2008; Opazo et al. 2013). The cluster names are derived from their flanking genes: N-methylpurine-DNA glycosylase (*mpg*) and Nitrogen permease regulator-like 3 (*nprl3*) for cluster “MN”, and Leucine carboxyl methyltransferase 1 (*lcmt1*) and Aquaporin-8 (*aqp8*) for cluster “LA”. Both physical extent and gene content of the teleost globins have been altered by gene loss and by chromosomal or tandem duplications (Opazo et al. 2013) and the

number of Hb genes varies from a single pseudogene in icefishes (Near et al. 2006) to 36 genes (including 9 pseudogenes) in Atlantic salmon (Quinn et al. 2010).

The multiplicity of Hb genes in many fish species is considered as an advantage that allows them to cope with a variable oxygen demand throughout ontogenic development as well as with temporal and spatial alterations in environmental oxygen availability (Perutz 1983; Rutjes et al. 2007). The strong adaptability has been shown to involve differential expression of Hb genes throughout the fish life cycle (Maruyama et al. 2004; Tiedke et al. 2011) and differential regulation under hypoxia or extreme conditions (Campo et al. 2008; Feng et al. 2014). Furthermore, the diversified Hb forms may exhibit different functional properties in terms of oxygen affinity and responsiveness to regulation by phosphates (ATP, GTP), temperature and pH (Bohr and Root effects) (Weber 1990).

European sea bass is an economically important farmed species with a natural distribution ranging in North Atlantic from the south of Norway (60°N) to the west coast of Morocco (30°N) and throughout the Mediterranean and Black Sea (Tortonese 1986; Perez-Ruzafa and Marcos 2014). The metabolic scope was shown to be susceptible to reduced oxygen availability and elevated temperatures, and hypoxia caused morphological changes and altered expression of genes coding for oxygen-dependent molecules in the gills of European sea bass (Claireaux and Lagardère 1999; Rinaldi et al. 2005). Multiple Hbs proteins have been documented by gel electrophoresis, and a partial globin with antimicrobial properties has been reported in European sea bass (Perez and Maclean 1976) (Terova et al. 2011). The recently published European sea bass genome sequence is a valuable source of information to investigate the globin genes (Tine et al. 2014). Starting from this genome assembly, the objectives of the present study were to clarify the organization of the genomic

“MN” and “LA” clusters in European sea bass, in order to identify Hb genes and the predicted globin proteins expressed from embryonic to adult stages in this species.

Materials and Methods

Genomic organization and structure analysis of Hb gene clusters

The first genome assembly of European sea bass was produced based on high throughput sequencing and physical maps (Tine et al. 2014). This assembly was first annotated by homology at the protein level with five closely related published genomes and then by mapping of an annotated gene model constructed from RNA-Seq experiments. It contains 19 annotations for Hb genes localized in different linkage groups (LG), including two clusters, one composed of 3 Hb genes in LG1B and the other composed of 8 Hb genes in LG8. These clusters harbored the typical flanking genes of Hb clusters (i.e. *lcmt1* and *aqp8* for LG1B and *mpg* and *nprl3* for LG8), and probably corresponded to the LA and MN clusters, respectively (Hardison 2008). However, eight globin homolog genes were also detected in several unordered genomic contigs (UN), suggesting a potential incomplete or imperfect reconstitution of the genomic clusters in the published assembly. This is not surprising given the perfect homology that some exons of different Hb genes can display and the chromosomal clustering of these genes. In an attempt to improve the original assembly of the Hb cluster regions, especially with the goal of integrating the unplaced contigs containing Hb genes, we used an iterative process of assembly, based on sequential homology searches among long sequences of the plasmids used for building the initial physical map of the sea bass genome

(<http://seabass.mpipz.de/index.html?org=European+seabass&db=dicLab1&hgsid=3779>). We first built a blast database containing the original Sanger sequences of the plasmids (500–1000 bp). We then blasted this database with the sequences of the flanking genes *kank2* and *aqp8* to retrieve homologous but overlapping plasmids to walk inward the Hb clusters. Once the first plasmids were merged into the gene sequences, we used this growing assembly as the query for another round of homology search, until we reached the other end of the cluster, i.e. the flanking gene on the other side of the Hb clusters in other species. The rationale for this approach was to benefit from the larger length of these sequences compared with those of NGS reads for resolving assembly ambiguities. Indeed, some parts of the Hb genes can be strictly identical sometimes over more than 200 bp but never on longer stretch of sequence. Moreover, the plasmids contained genomic inserts up to several Kb long and were sequenced from both ends. We first built a (frame) scaffold of overlapping plasmid sequences by taking into account the pairing information between the two sequence ends of each cloned genomic fragment insert (sometime spanning a 5 Kb region of genome). We then plot the whole genome shotgun (WGS) short reads on that frame with BWA-MEM. The alignment of short reads was then manually curated with Geneious 9.1.7 over the two Hb clusters to remove inconsistently mapped pairs of reads, i.e. those without the two mates matching in this genomic region. Finally we reconstituted a consensus sequence based on the short reads and compare it to that obtained from the plasmids sequences only. This approach made it possible to reorganize the two globin clusters (LA and MN cluster sequences available in Supplementary file 1). Predicted exon-intron structures of genes were investigated using Genscan software (<http://genes.mit.edu/GENSCAN.html>) (Burge and Karlin 1997). The sequences of the Hb genes have been published in GenBank under accession numbers KX196178–KX196191. In order to validate the Hb gene succession

in the MN Cluster, PCR primers were designed at different locations in this cluster and allowed to confirm the predicted amplicon sizes on genomic DNA (Supplementary file 2). Our LA cluster assembly was similar to that resulting from the automatic LG1B assembly published in the databases (<http://seabass.mpipz.de/cgi-bin/hgGateway>). Then based on the transcript sequences predicted from this new assembly we amplified cDNA that we cloned and sequenced (GenBank accession numbers: KY425658-KY425671), thereby confirming the biological existence of the new gene sequences we built.

Sequence alignment and phylogenetic analysis

Hb α and Hb β amino acid sequences inferred by the translation of the European sea bass Hb cDNAs cloned in the present study were aligned using ClustalW along with sequences listed in a previous work (Opazo et al. 2013). Human and elasmobranch species were included as outgroup for alignment. To reconstruct the Hb phylogenies, the best model of evolution was assessed from this protein sequence alignment by means of the ProtTest 2.4 program (Abascal et al. 2005). Based on the Akaike information criterion (AIC), LG model was chosen as transition probability matrices (Le and Gascuel 2008), calculated as distance of amino acid substitution per site. We reconstructed Hb phylogeny including Hb α and Hb β genes using maximum likelihood and Bayesian approaches. Maximum Likelihood phylogeny inference as implemented in MEGA v. 6 (Tamura et al. 2013) was used with 1000 replicates for the bootstrap test. The proportion of invariant sites was evaluated during the analysis, and the range of variation rate across site was determined by a gamma distribution with 4 categories. A Bayesian Markov Chain Monte Carlo (MCMC) analysis was performed using MrBayes software for testing evolutionary hypotheses in which the tree was weighted proportionally to their posterior probability. Two independent assays were performed for Hb

alignment: LG was used as the substitution matrix, the site heterogeneity model was also a gamma distribution with 4 categories, and the number of MCMC replicates was 10^6 . The final results were summarized in the best tree after discarding the first 25% of them. All phylogenetic trees were viewed by FigTree v.1.4.3 software (<http://tree.bio.ed.ac.uk/software/figtree/>).

Animals

Eggs, juveniles (3 months post hatching) and adults (18 months post hatching) of European sea bass were obtained from a commercial hatchery (Aquastream, Ploemeur, France). Eggs were transferred to the wet laboratories in one 60-l incubator with open flow and aerated sea water kept at $15 \pm 0.4^\circ\text{C}$. After hatching, larvae were fed daily with *Artemia* until the end of larval development (Zambonino-Infante et al. 1996). In order to investigate the gene expression pattern during embryonic and larval development, pools (in triplicate) of eggs and larvae between 20 and 50 mg (containing five to several hundred individuals depending on developmental stage) were sampled at two embryonic (12 and 60 h post fertilization) and six larval stages (5, 13, 19, 26, 33, 45 days post hatching). Juvenile ($n = 3$ per triplicate) and adult fishes ($n = 3$) were killed by lethal doses of anesthesia (Eugenol 0.05%, Sigma–Aldrich Saint-Louis, Missouri, USA). Adult tissues (brain, gills, spleen, head kidney, heart, intestine and liver) were immediately dissected. Blood was quickly removed to reduce red blood cell contamination from tissues by rinsing with saline solution (NaCl 0.01%). The pools of eggs and larvae as well as whole juvenile and adult tissues were transferred into microtubes containing *RNAlater* (Qiagen, Hilden, Germany) and placed at 4°C until total RNA extraction. Present work was performed in accordance with French and European policies and guidelines of the French Animal Care Committee (ACCF). No ethical approval for this study

was necessary since fish were reared in optimal conditions until they were sacrificed. Fish were killed with overdose of Eugenol (500mg/L) by prolonged immersion. Fish were left in the solution for 10 min at least following cessation of opercular movements. Fish were next decapitated to ensure brain death.

RNA extraction and cDNA synthesis

Total RNA for analysis of gene expression was extracted from the samples using Extract-all reagent (Eurobio; Courtaboeuf, Essonne, France) combined with the Zymo Direct-zol™ RNA MiniPrep Kit, following recommendations from the supplier. Genomic DNA was removed using the DNA-free Kit (MoBio Laboratories Inc.; Carlsbad, CA, USA). The quantity, purity and quality of RNA were assessed using a ND-1000 NanoDrop® spectrophotometer (Thermo Scientific Inc.; Waltham, MA, USA) and by electrophoresis using an Agilent Bioanalyser 2100 (Agilent Technologies Inc.; Santa Clara, CA, USA). Only samples with a RNA integrity number (RIN) greater than 7 were measured using real-time quantitative PCR (qPCR). RNA samples were stored at –80°C until use.

Synthesis of cDNA was carried out using 0.5 µg of DNase-treated total RNA with an iScript™ cDNA Synthesis kit (Bio-Rad Laboratories Inc.; Hercules, CA, USA). Total reaction was carried out in a final volume of 20 µL containing 5 µL of sample, 4 µL 5x iScript™ Reaction Mix, containing oligo(dT), random primers and RNaseA inhibitor, 1 µL iScript™ Reverse transcriptase and 10 µL RNase/DNase free water. The cDNA synthesis reaction was incubated for 5 min at 25°C followed by 30 min at 42°C and terminated by incubation for 5 min at 85°C to inactivate the enzyme. Reverse transcription (RT) was performed using a Thermo-cycler TC-152 (Techne Barloworld Scientific; Stone, Staffordshire, UK). cDNA was stored at –20°C until use. RT negative controls were performed on each sample.

Quantitative real-time RT-PCR analysis

The analysis of globin gene expression at different developmental stages and in different tissues of European sea bass was carried out by quantitative RT-PCR using the primers given in table 1. Standard curves were estimated for each primer pair using serial dilutions (from 1/10 to 1/270) of a pool of cDNA. Efficiencies of qPCR for each pair of primers ranged from 95 to 100% with $R^2 > 0.99$. Primers were designed using Primer 3 plus (<http://www.bioinformatics.nl/cgi-bin/primer3plus/primer3plus.cgi>).

Expression of the Hb genes was quantified using the iCycler MyiQ™ Single Color Real-Time PCR Detection System (Bio-Rad Laboratories Inc.). Each sample was run in triplicate in a final well volume of 15 μ L containing 5 μ L cDNA (1/30 dilution) and 10 μ L of reaction mix, composed of 0.5 μ L of each primer (10 mM), 1.5 μ L RNase/DNase free water, 7.5 μ L iQ™ SYBR® Green Supermix (Bio-Rad Laboratories Inc.) containing antibody-mediated hot-started iTaq DNA polymerase, dNTPs, MgCl₂, SYBR® Green I dye, enhancers, stabilizers and fluorescein. Negative controls (non-template control) were systematically included in each plate. RT negative controls were also used as template in order to ensure the absence of residual DNA contamination. The qPCR profiles contained an initial activation step at 95°C for 2 min, followed by 39 cycles: 5 s at 95°C and 20 s at annealing temperature (60°C for LA-*Hb* α 1, LA-*Hb* α 2, LA-*Hb* β 1, MN-*Hb* α 1, MN-*Hb* α 2, MN-*Hb* β 1, MN-*Hb* β 2, MN-*Hb* β 3, MN-*Hb* β 4 and reference genes; 62°C for MN-*Hb* β 5 and MN-*Hb* β 6; and 70°C for MN-*Hb* α 3, MN-*Hb* α 4 and MN-*Hb* α 5). Annealing temperatures for each couple of primers were fixed by testing PCR condition on plasmids containing the different Hb cDNAs. Following this procedure, we determined qPCR condition allowing specific amplification of each Hb cDNA subtype. After

the amplification phase, a melting curve was performed to confirm the amplification of a single product in each reaction.

For each sample, the corresponding Cq (Quantification cycle) value was determined automatically using “Gene Expression Module” of CFX Manager software (Bio-Rad Laboratories Inc.). Cq is the cycle number required to yield a detectable fluorescence signal. The relative quantity of messenger was normalized with the $\Delta\Delta C_t$ method using the same CFX Manager software. Reference genes were used to correct for loading differences or other sampling variations present in each sample. The 18S gene was chosen as reference gene for eggs, larvae and juvenile tissues, while elongation factor 1-alpha (*ef1 α*) and 18S were used as reference genes in adult tissues. These reference genes were used since they did not show any significant variation of expression between samples (relative standard deviation <5% among samples). Significant differences of expression between developmental stages were analyzed by one-way ANOVA using Tukey’HSD as post-hoc test ($p < 0.05$). Expression data were Log transformed to fit a normal distribution. Heat map was used to illustrate relative expression of each Hb gene during the fish development and among tissues. To this end, normalized data were subjected to hierarchical clustering (Distance metric selection: Pearson uncentered) and a heat map was generated using MeV software (Multi Experiment Viewer; <http://www.tm4.org>).

Results

Genomic organization of globin gene clusters

The MN and LA clusters in European sea bass were shown to contain a total of seven Hb α and seven Hb β genes (Fig1). The MN cluster included five Hb α genes annotated MN-*Hb α 1* to MN-*Hb α 5* and six Hb β genes annotated MN-*Hb β 1* to MN-*Hb β 6* following the suggested nomenclature (Opazo et al. 2013). The cluster consisted of about 42 kb from the

first codon of MN-*Hb α 5* to the stop codon of MN-*Hb β 1*. Whereas stickleback (*Gasterosteus aculeatus*) MN-*Hb α* and *Hb β* genes were found on reverse and forward strands respectively, these genes were indifferently located on either strands in European sea bass (Fig1). A gene exhibiting high homology with the CCDC (Coiled-coil domain-containing protein) gene family was predicted on the reverse strand between MN-*Hb β 4* and MN-*Hb β 5*.

The LA cluster included two *Hb α* and one *Hb β* genes, annotated LA-*Hb α 1*, LA-*Hb α 2* and LA-*Hb β 1* (Fig1). These three genes spanned a sequence length of about 14 kb from the first codon of LA-*Hb α 2* to the stop codon of LA-*Hb α 1*. The *Hb α* genes of the LA cluster were encoded by one strand whereas *Hb β 1* was encoded by the reverse strand. LA-*Hb α 1* and LA-*Hb β 1* were organized head to head whereas LA-*Hb α 2* and LA-*Hb β 1* were arranged tail to tail. The organization of the LA-cluster was conserved between the European sea bass and tilapia (*Oreochromis niloticus*).

Structure of European sea bass hemoglobin genes

The complete gene sequences and deduced coding sequences were confirmed by cDNA cloning. The European sea bass *Hb α* and *Hb β* genes typically consist of three exons separated by two introns (Table 2). While all the *Hb β* genes coded for proteins of 147 aa, the size of the proteins encoded by *Hb α* genes ranged between 141 and 144 aa.

Analysis of putative key residues in European sea bass Hb

The histidine (His) residues deemed to be implicated in oxygen binding were conserved in the predicted Hb α and Hb β globins (Figs 2 and 3). The His residue at position 122 of Hb α globins seems to be involved in the Bohr effect (Bellelli and Brunori 2011) and was found in all Hb α sequences of European sea bass. Similarly, the C-terminal His residue of Hb β responsible for the Bohr effect was also present in all Hb β sequences, except for MN-Hb β 3 where it is substituted by a Phe residue. European sea bass Hb α and Hb β genes possessed all the putative residues responsible for the Root effect, such as Val2 β , Ser2 α , Trp4 β , Ser90 β , Ser94 β , Glu95 β , Asp95 α , Asp101 β , Glu140 α , Arg144 β , Gln145 β , Tyr146 β and His147 β (Bonaventura et al. 2004), except MN-Hb β 3 which was devoid of Ser94 β and Arg144 β .

Phylogenetic analysis of European sea bass Hb

Phylogenetic analysis was performed based on the deduced Hb α and Hb β amino acid sequences of the European sea bass and other teleost and non-teleost species (Supplementary file 3). The data set was used to calculate the best Hb tree using maximum likelihood (ML) approach and the Bayesian MCMC methods. Since the two methods led to similar phylogenies, we only present the tree obtained with the Bayesian approach (Figs 4 and 5) where the nodes appeared to be more robust, i.e. posterior probabilities above 0.5. The phylogenetic analysis shed light on the ortho- versus paralogy relationships of the *D. labrax* genes with those of other species. The tree allowed to group Hb α in many clades, two

of them composed with genes from the LA cluster. Hb β are grouped in four major clades including three clades related to the MN cluster and one related to the LA cluster.

While each Hb β clade included at least one Hb β globin from European sea bass, only four of the five Hb α clades contained one or more European sea bass Hb α globins. Analysis of the MN clades revealed that European sea bass MN-Hb α 3-5 on one hand and MN-Hb β 2, MN-Hb β 4-6 on the other clustered together in the MN-Hb α and MN-Hb β clades, respectively, that is consistent with the high coding sequence similarities (Supplementary file 4).

Expression pattern of Hb genes during developmental stages

The temporal expression patterns of the Hb genes varied considerably, but some common features can be noted (Fig6, table 3). During embryogenesis (12 h and 60 h post-fertilization; hpf) relative expression levels of both Hb α and Hb β genes were very low or not detected (Cq>30) (Supplementary file 5). Several genes (notably LA-Hb α 2, MN-Hb α 2, MN-Hb β 2, MN-Hb α 3, MN-Hb β 5, MN-Hb β 4 and MN-Hb α 5) exhibited a substantial increase in expression between 60 hpf and 5 days post hatching (dph). The expression levels of several genes (LA-Hb α 2, LA-Hb β 1, MN-Hb β 1, MN-Hb α 2, MN-Hb β 4, MN-Hb α 5, MN-Hb α 4 and MN-Hb β 6) increased exponentially between 5 and 45 dph, with a key step between 26 dph and 45 dph. After 45 dph, expression increased substantially for some genes (LA-Hb β 1, MN-Hb α 2, LA-Hb α 1, MN-Hb α 1, MN-Hb β 2 and MN-Hb α 2) during the juvenile stage, while it dropped significantly for others (MN-Hb β 4, MN-Hb α 5, MN-Hb α 4 and MN-Hb β 6 genes). MN-Hb β 3 was very weakly expressed (Cq>35) at all the developmental stages investigated.

Tissue expression pattern of Hb genes

Based on the order of Cq value magnitude, *MN-Hb α 1* and *MN-Hb β 1* exhibited the highest expression levels in the adult fish, irrespective of the tissue considered (Supplementary file 6). In contrast, genes *MN-Hb α 3*, *MN-Hb α 4* and *MN-Hb α 5*, as well as *MN-Hb β 4*, *MN-Hb β 5* and *MN-Hb β 6*, were expressed at very low levels in the different adult tissues investigated. *MN-Hb α 1*, *MN-Hb β 1* and *MN-Hb β 3* showed the highest expression levels in the head kidney and lesser levels in the spleen (Fig7, Table 4). *MN-Hb α 2* and *MN-Hb β 2* genes showed the highest transcript levels in spleen. Several Hb genes were expressed at low levels in other non-hematopoietic tissues such as brain, heart, intestine and gills.

Discussion

In order to gain knowledge about Hb genes in the European sea bass, we assembled and confirm by transcript sequencing fourteen Hb genes that we assigned onto two genomic LA and MN clusters localized respectively on the linking group (LG) 1B (Sequence ID: emb|CBXY010008361.1|) and LG 8 (Sequence IDs: emb|CBXY010016043.1|-emb|CBXY010016046.1|) of the first assembly of the European sea bass genome (Tine et al. 2014).

Three genes (2 Hb α and 1 Hb β) were located adjacent to the conserved *aqp8* and *lcmt1* genes of the LA cluster in teleosts (Opazo et al. 2013). As observed in platyfish, medaka and tilapia, the two α -globin genes were separated by the β -globin gene located on the opposite strand (Opazo et al. 2013). The similar organization of this cluster suggests that the LA α -

and β -globin genes of European sea bass are 1:1 orthologs with those in platyfish, medaka and tilapia, in agreement with the phylogenetic analysis which grouped the three LA genes within the respective LA-clades of these species. The LA clades also included orthologous globin genes from green spotted puffer and fugu, wherein these genes have been reversed in the LA cluster. We noted that the ortholog of sea bass *LA-Hb β 1* seems to have been lost in stickleback, which yet exhibits high overall orthologous sequence homologies with European sea bass (Tine et al. 2014). Our data also revealed that eleven globin genes (five Hb α and six Hb β) were flanked by *npr13* and *kank2* genes similar to the MN cluster in teleosts. Intriguingly, a *CCDC106-like* gene was found inserted between *MN-Hb β 4* and *MN-Hb β 5*, and the specific functional role of this potential p53-interacting partner (Zhou et al. 2010) warrants further studies. It is accepted that distinct organization between teleost species in the LA and, especially, MN clusters results from lineage-specific changes in gene content via repeated duplication and deletion events (Opazo et al. 2013). Our phylogenetic analysis suggests that two gene groups (*MN-Hb α 3*, *MN-Hb α 4*, *MN-Hb α 5* and *MN-Hb β 2*, *MN-Hb β 4*, *MN-Hb β 5*, *MN-Hb β 6*) each consist of close paralogous copies and are probably the results of recent duplication events that occurred in the Moronidae lineage. In comparison, *MN-Hb α 4* and *MN-Hb β 2* branch deeper in the phylogenetic trees, suggesting that they might be ancestral with regard to their respective paralog copies located at the tips of their branch. In any case, from an evolutionary point of view, the MN cluster seems to be largely more dynamic than the LA one, which was suggested to have been lost in Atlantic salmon (Quinn et al. 2010).

The LA-Hb genes of European sea bass did not show expression patterns specific to the early life stage, contrary to the embryonic Hb genes in medaka, zebrafish and tilapia (Maruyama

et al. 2004; Tiedke et al. 2011; Opazo et al. 2013). However, the three MN-*Hb* α 3–5 genes and three MN-*Hb* β 4–6 genes exhibited high larval expression compared to juvenile and adult levels. Intriguingly, the expression patterns throughout development were similar in the closely linked MN-*Hb* α 4, MN-*Hb* α 5 and MN-*Hb* β 6 on one hand and in the neighbour genes MN-*Hb* α 3 and MN-*Hb* β 5 on the other hand, suggesting that these *Hb* α and *Hb* β genes likely display common elements or/and mechanisms of regulation. With the new assembly we built, it will be now possible to investigate further the existence of such regulation elements. The common feature of the *Hb* genes significantly expressed just after hatching, was the increased expression from 60 hpf to 5 dph. This data suggests that around the 60 hpf stage oxygen supply by simple diffusion throughout the embryonic tissues may be sufficient to fulfill physiological requirements in European sea bass. The absence of significant *Hb* gene expression in fertilized eggs of sea bass was consistent with data obtained in another seawater species, the Atlantic cod, but contrasted with the expression profiles of embryonic genes observed in medaka and zebrafish (Maruyama et al. 2004; Wetten et al. 2010; Tiedke et al. 2011). It has been shown that the expression of embryonic *Hb* genes in zebrafish starts with primitive erythropoiesis, which takes place in the intermediate cell mass around 15 hpf (Kulkeaw and Sugiyama 2012). The stage at which intermediate cell mass develops is not known in European sea bass; however, our data suggested that primitive erythropoiesis resulting in matured erythrocytes that are replete with *Hb* occurs after 60 hpf. Moreover, European sea bass *Hb* genes that did not show high mRNA levels during the first stage of larval development (LA-*Hb* α 1, LA-*Hb* α 2, MN-*Hb* α 1, MN-*Hb* α 2, LA-*Hb* β 1, MN-*Hb* β 1, MN-*Hb* β 2 and MN-*Hb* β 3) showed a progressive increase in gene expression from 26 dph to juvenile/adult stage. Most of these “late expressed” *Hb* genes exhibited a significant rise in expression between 26 and 33 dph. Interestingly, this

developmental window was previously associated with a switch of global transcriptomic profile related to a key physiological step in the development of European sea bass larvae (Darias et al. 2008). This increase in Hb gene expression was likely related to the transition from primitive to definitive erythropoiesis, which is associated with the emergence of the hematopoietic function in the kidney and spleen during larval development of teleosts (Brownlie and Zon 1999). Indeed, erythropoietic activity has been detected in the spleen of European sea bass before 40 dph (Quesada et al. 1994). In zebrafish, the switch from primitive to definitive erythropoiesis has been shown to start around 10 dph (Tiedke et al. 2011). The earlier expression of Hb embryonic genes, as well as the earlier period of transition between embryonic and adult Hb expression observed in zebrafish, can be explained by faster developmental processes in this species.

The present investigation revealed that head kidney and, to a lesser extent, spleen are the major tissues in which most of European sea bass Hb genes were expressed at adult stage. Consistently, spleen, kidney (mesonephros) and head kidney (pronephros) are the sites of erythropoiesis in European sea bass (Esteban et al. 1989; Quesada et al. 1994) and other teleosts species, such as catfish (*Ictalurus punctatus*) (Feng et al. 2014) and euryhaline flounder (*Platichthys flesus*) (Lu et al. 2011). MN-*Hb* α 1, MN-*Hb* β 1 and to a lesser extent LA-*Hb* α 2, MN-*Hb* β 3, MN-*Hb* α 2 and MN-*Hb* β 2 were the most predominantly expressed genes at the adult stage. The expression of three different Hb α and three different Hb β genes in adult European sea bass is consistent with the identification by gel electrophoresis of five major Hb tetramers which likely comprise different combinations of these subunits (Perez and Maclean 1976). Most of the European sea bass Hb genes exhibited moderate expression level in non-hematopoietic tissues such as brain, heart, liver, intestine and gill. Consistently,

expression of Hb in several vertebrates has been found in many non-erythroid cells (Saha et al. 2014), in which it may facilitate tissue oxygen transport or increase cellular oxygenation (Nishi et al. 2008; Biagioli et al. 2009; Tezel et al. 2010). In channel catfish, the expression of Hb genes in the intestine is associated with the respiratory function of this tissue (Feng et al. 2014). Moreover, antimicrobial activity has also been attributed to Hb β in gills and skin of channel catfish exposed to parasite (Ullal et al. 2008). Such antimicrobial activity is suggested to be also associated with the increase of Hb β -like (highly similar to the present MN-Hb β 1 cDNA sequence) expression in the epithelium of European sea bass submitted to an acute stress (Terova et al. 2011).

Compared to mammals, the functional property of fish Hbs known as Root effect is a decrease in both Hb-oxygen affinity and cooperativity at low blood pH. Even if the Root effect cannot be based solely on the presence or absence of residues, Asp95 α and Asp101 β , that are considered as the minimal structural requirement for the Root effect (Mazzarella et al. 2006), were conserved in the different European sea bass Hb genes. Moreover, Ser94 β , Arg144 β and His147 β also known to be important amino acid residues involved in Hb-oxygen binding and particularly in the Root effect (Mylvaganam et al. 1996; Bonaventura et al. 2004) were conserved in the different European sea bass Hb β genes except for MN-Hb β 3. The substitution of key functional residues are partially found in Hb β 1, Hb β 4 and Hb β 5 of catfish (Feng et al. 2014) and in trout Hb I (Gabbianelli et al. 2004). Functional characterization of the European sea bass Hb proteins related to water temperature, oxygen affinity and pH sensitivity will be necessary to determine potential specific functional properties.

Conclusion

Even though the composition the Hb tetramers in European sea bass Hb and their functional properties are not known, present data support the evidence that European sea bass is capable of producing different types of Hb with potential different functional properties over their life cycle. The positive relation between the diversity of Hb genes expressed in fish species and the diversity of their living environments suggests an important role played by these oxygen binding proteins in the ability to cope with environmental constraints. This appears to be particularly relevant in the European sea bass, which inhabits coastal nurseries with large fluctuations in environmental conditions.

Acknowledgments

The first author was supported by a joint Ifremer–Région Bretagne doctoral grant and by the "Laboratoire d'Excellence" LabexMER (ANR-10-LABX-19). The authors are very grateful to Laure Quintric and Fanny Marquer (Cellule bioinformatique, Centre Ifremer Bretagne) for bioinformatic assistance, to Dorothée Vincent for correcting the manuscript and to Helen Mc Combie for correcting the English.

Compliance with Ethical Standards:

Conflict of Interest: The authors declare that they have no conflict of interest.

Ethical approval : All applicable international, national, and/or institutional guidelines for the care and use of animals were followed.

References

- Abascal F, Zardoya R, Posada D (2005) ProtTest: selection of best-fit models of protein evolution. *Bioinformatics* 21: 2104-2105
- Bellelli A, Brunori M (2011) Hemoglobin allostery: Variations on the theme. *Biochimica et Biophysica Acta (BBA) - Bioenergetics* 1807: 1262-1272
- Biagioli M, Pinto M, Cesselli D, Zaninello M, Lazarevic D, Roncaglia P, Simone R, Vlachouli C, Plessy C, Bertin N, Beltrami A, Kobayashi K, Gallo V, Santoro C, Ferrer I, Rivella S, Beltrami CA, Carninci P, Raviola E, Gustincich S (2009) Unexpected expression of alpha- and beta-globin in mesencephalic dopaminergic neurons and glial cells. *Proc Natl Acad Sci U S A* 106: 15454-15459
- Bonaventura C, Crumbliss AL, Weber RE (2004) New insights into the proton-dependent oxygen affinity of Root effect haemoglobins. *Acta Physiol Scand* 182: 245-258
- Brownlie A, Zon L (1999) The Zebrafish as a Model System for the Study of Hematopoiesis: Zebrafish mutants point the way to novel genes involved in the generation of vertebrate blood cells. *BioScience* 49: 382-392
- Burge C, Karlin S (1997) Prediction of complete gene structures in human genomic DNA. *J Mol Biol* 268: 78-94
- Claireaux G, Lagardère JP (1999) Influence of temperature, oxygen and salinity on the metabolism of the European sea bass. *Journal of Sea Research* 42: 157-168
- Darias MJ, Zambonino-Infante JL, Hugot K, Cahu CL, Mazurais D (2008) Gene expression patterns during the larval development of European sea bass (*dicentrarchus labrax*) by microarray analysis. *Mar Biotechnol (NY)* 10: 416-428
- Esteban MA, Meseguer J, Garcia Ayala A, Agulleiro B (1989) Erythropoiesis and thrombopoiesis in the head-kidney of the sea bass (*Dicentrarchus labrax* L.): an ultrastructural study. *Arch Histol Cytol* 52: 407-419
- Feng J, Liu S, Wang X, Wang R, Zhang J, Jiang Y, Li C, Kaltenboeck L, Li J, Liu Z (2014) Channel catfish hemoglobin genes: identification, phylogenetic and syntenic analysis, and specific induction in response to heat stress. *Comp Biochem Physiol Part D Genomics Proteomics* 9: 11-22
- Gabbianelli R, Zolese G, Bertoli E, Falcioni G (2004) Correlation between functional and structural changes of reduced and oxidized trout hemoglobins I and IV at different pHs. A circular dichroism study. *Eur J Biochem* 271: 1971-1979
- Hardison RC (2008) Globin genes on the move. *J Biol* 7: 35
- Helfman G, Collete B, Facey D (1997) *The Diversity of Fishes* Malden, Mass.
- Ishibashi Y, Kotaki T, Yamada Y, Ohta H (2007) Ontogenic changes in tolerance to hypoxia and energy metabolism of larval and juvenile Japanese flounder *Paralichthys olivaceus*. *Journal of Experimental Marine Biology and Ecology* 352: 42-49

- Kulkeaw K, Sugiyama D (2012) Zebrafish erythropoiesis and the utility of fish as models of anemia. *Stem Cell Res Ther* 3: 55
- Le SQ, Gascuel O (2008) An improved general amino acid replacement matrix. *Mol Biol Evol* 25: 1307-1320
- Lu W, Mayolle A, Cui G, Luo L, Balment RJ (2011) Molecular Characterization and Expression of alpha-Globin and beta-Globin Genes in the Euryhaline Flounder (*Platichthys flesus*). *Evid Based Complement Alternat Med* 2011: 965153
- Marinakis P, Tamburrini M, Carratore V, di Prisco G (2003) Unique features of the hemoglobin system of the Antarctic notothenioid fish *Gobionotothen gibberifrons*. *Eur J Biochem* 270: 3981-3987
- Maruyama K, Yasumasu S, Naruse K, Mitani H, Shima A, Iuchi I (2004) Genomic organization and developmental expression of globin genes in the teleost *Oryzias latipes*. *Gene* 335: 89-100
- Mazzarella L, Bonomi G, Lubrano MC, Merlino A, Riccio A, Vergara A, Vitagliano L, Verde C, di Prisco G (2006) Minimal structural requirements for root effect: crystal structure of the cathodic hemoglobin isolated from the antarctic fish *Trematomus newnesi*. *Proteins* 62: 316-321
- McKenzie DJ, Lund I, Pedersen PB (2008) Essential fatty acids influence metabolic rate and tolerance of hypoxia in Dover sole (*Solea solea*) larvae and juveniles. *Marine Biology* 154: 1041-1051
- Mylvaganam SE, Bonaventura C, Bonaventura J, Getzoff ED (1996) Structural basis for the Root effect in haemoglobin. *Nat Struct Mol Biol* 3: 275-283
- Near TJ, Parker SK, Detrich HW, 3rd (2006) A genomic fossil reveals key steps in hemoglobin loss by the antarctic icefishes. *Mol Biol Evol* 23: 2008-2016
- Nishi H, Inagi R, Kato H, Tanemoto M, Kojima I, Son D, Fujita T, Nangaku M (2008) Hemoglobin is expressed by mesangial cells and reduces oxidant stress. *J Am Soc Nephrol* 19: 1500-1508
- Opazo JC, Butts GT, Nery MF, Storz JF, Hoffmann FG (2013) Whole-genome duplication and the functional diversification of teleost fish hemoglobins. *Mol Biol Evol* 30: 140-153
- Perez-Ruzafa A, Marcos C (2014) Ecology and Distribution of *Dicentrarchus labrax* (Linnaeus 1758). In: Sanchez Vazquez J, Munoz-Cueto J (eds) *Biology of European Sea Bass*. CRC Press, Boca Raton, FL, U.S.A., pp 3-33
- Perez JE, Maclean N (1976) Multiple globins and haemoglobins in the bass, *Dicentrarchus labrax* (L.) (Serranidae: Teleostei). *Journal of Fish Biology* 8: 413-417
- Perutz MF (1983) Species adaptation in a protein molecule. *Mol Biol Evol* 1: 1-28
- Quesada J, Villena MI, Navarro V (1994) Ontogeny of the sea bass spleen (*Dicentrarchus labrax*): A light and electron microscopic study. *Journal of Morphology* 221: 161-176
- Quinn NL, Boroevich KA, Lubieniecki KP, Chow W, Davidson EA, Phillips RB, Koop BF, Davidson WS (2010) Genomic organization and evolution of the Atlantic salmon hemoglobin repertoire. *BMC Genomics* 11: 539

- Rinaldi L, Basso P, Tettamanti G, Grimaldi A, Terova G, Saroglia M, de Eguileor M (2005) Oxygen availability causes morphological changes and a different VEGF/Fikâ€1/HIFâ€2 expression pattern in sea bass gills. *Italian Journal of Zoology* 72: 103-111
- Rutjes HA, Nieveen MC, Weber RE, Witte F, Van den Thillart GE (2007) Multiple strategies of Lake Victoria cichlids to cope with lifelong hypoxia include hemoglobin switching. *Am J Physiol Regul Integr Comp Physiol* 293: R1376-1383
- Saha D, Patgaonkar M, Shroff A, Ayyar K, Bashir T, Reddy KV (2014) Hemoglobin expression in nonerythroid cells: novel or ubiquitous? *Int J Inflamm* 2014: 803237
- Tamura K, Stecher G, Peterson D, Filipinski A, Kumar S (2013) MEGA6: Molecular Evolutionary Genetics Analysis version 6.0. *Mol Biol Evol* 30: 2725-2729
- Terova G, Cattaneo AG, Preziosa E, Bernardini G, Saroglia M (2011) Impact of acute stress on antimicrobial polypeptides mRNA copy number in several tissues of marine sea bass (*Dicentrarchus labrax*). *BMC Immunol* 12: 69
- Tezel G, Yang X, Luo C, Cai J, Kain AD, Powell DW, Kuehn MH, Pierce WM (2010) Hemoglobin expression and regulation in glaucoma: insights into retinal ganglion cell oxygenation. *Invest Ophthalmol Vis Sci* 51: 907-919
- Tiedke J, Gerlach F, Mitz SA, Hankeln T, Burmester T (2011) Ontogeny of globin expression in zebrafish (*Danio rerio*). *J Comp Physiol B* 181: 1011-1021
- Tine M, Kuhl H, Gagnaire PA, Louro B, Desmarais E, Martins RS, Hecht J, Knaust F, Belkhir K, Klages S, Dieterich R, Stueber K, Piferrer F, Guinand B, Bierne N, Volckaert FA, Bargelloni L, Power DM, Bonhomme F, Canario AV, Reinhardt R (2014) European sea bass genome and its variation provide insights into adaptation to euryhalinity and speciation. *Nat Commun* 5: 5770
- Tortonese E (1986) Moronidae. In: Whitehead PJP, Bauchot ML, Hureau JC, Nielsen J, E. T (eds) *Fishes of the North-eastern Atlantic and the Mediterranean*, Paris, pp 793-796
- Ullal AJ, Wayne Litaker R, Noga EJ (2008) Antimicrobial peptides derived from hemoglobin are expressed in epithelium of channel catfish (*Ictalurus punctatus*, Rafinesque). *Developmental & Comparative Immunology* 32: 1301-1312
- Verde C, Balestrieri M, de Pascale D, Pagnozzi D, Lecointre G, di Prisco G (2006) The oxygen transport system in three species of the boreal fish family Gadidae. Molecular phylogeny of hemoglobin. *J Biol Chem* 281: 22073-22084
- Verde C, Carratore V, Riccio A, Tamburrini M, Parisi E, Di Prisco G (2002) The functionally distinct hemoglobins of the Arctic spotted wolffish *Anarhichas minor*. *J Biol Chem* 277: 36312-36320
- Verde C, Vergara A, Mazzarella L, di Prisco G (2008) The hemoglobins of fishes living at polar latitudes - current knowledge on structural adaptations in a changing environment. *Curr Protein Pept Sci* 9: 578-590
- von der Heyden S, Toms JA, Teske PR, Lamberth SJ, Holleman W (2015) Contrasting signals of genetic diversity and historical demography between two recently diverged marine and estuarine fish species. *Marine Ecology Progress Series* 526: 157-167

- Weber RE (1990) Functional significance and structural basis of multiple hemoglobins with special reference to ectothermic vertebrates.: In: *Animal Nutrition and Transport Processes. 2. Transport, Respiration and Excretion: Comparative and Environmental Aspects. Comparative Physiology, Basel:Karger, pp 58-75*
- Weber RE (2000) *Adaptations for Oxygen Transport: Lessons from Fish Hemoglobins Hemoglobin Function in Vertebrates: Molecular Adaptation in Extreme and Temperate Environments. Springer Milan, Milano, pp 23-37*
- Wetten OF, Nederbragt AJ, Wilson RC, Jakobsen KS, Edvardsen RB, Andersen O (2010) Genomic organization and gene expression of the multiple globins in Atlantic cod: conservation of globin-flanking genes in chordates infers the origin of the vertebrate globin clusters. *BMC Evol Biol* 10: 315
- Zambonino-Infante JL, Cahu CL, Peres A, Quazuguel P, Le Gall MM (1996) Sea bass (*Dicentrarchus labrax*) larvae fed different *Artemia* rations: growth, pancreas enzymatic response and development of digestive functions. *Aquaculture* 139: 129-138
- Zhou J, Qiao X, Xiao L, Sun W, Wang L, Li H, Wu Y, Ding X, Hu X, Zhou C, Zhang J (2010) Identification and characterization of the novel protein CCDC106 that interacts with p53 and promotes its degradation. *FEBS Lett* 584: 1085-1090

Table 1: Specific primers used for real-time amplification of Hb and reference (18S and EF1 α) genes. Genbank Accession numbers are also given.

| Gene names | Accession numbers | Forward primer sequences (5'-3') | Reverse primer sequences (5'-3') |
|----------------------------------|-------------------|----------------------------------|----------------------------------|
| LA-Hbα1 | KX196178 | TTTCCCATGAGAGAGCAGGT | TCAGATGCGCTTCTTAGGATGT |
| LA-Hbα2 | KX196180 | CAGTGGGACAGGATCTTGAAGT | GGTGATGGGTGGAATCAATC |
| LA-Hbβ1 | KX196179 | CCCACAACCTTCAAAGTCT | CCTGCGTCTCTGGTGTGAAG |
| MN-Hbα1 | KX196190 | GGCCAGGATGCTGACTGTA | CCAGCAAGGTCATCCATCTT |
| MN-Hbα2 | KX196188 | CCTGCCAAGTCAAGATTCTG | TTTCTCAGACAAGGCACGAG |
| MN-Hbα3 | KX196184 | ACAGACAAGATGACCAGTCTCACT | GCCAATGTCCTCTGCCTTC |
| MN-Hbα4 | KX196183 | ACAGACAAGATGACCAGTCTCACT | GCCAATGTCCTCTGCCTTT |
| MN-Hbα5 | KX196181 | ACAGACAAGATGACCAGTCTCACA | GCCAATGTCCTCTGCCTTC |
| MN-Hbβ1 | KX196191 | TGATTTGAGCAAAGATCCTGAA | CATGGACGACATCAAGAACG |
| MN-Hbβ2 | KX196189 | GTCAGCCAGCAGCCTGAAAT | GCAGCTCTTTCCAGGTGTCT |
| MN-Hbβ3 | KX196187 | CAGAAGCTTTGGCAAGAGTG | GCTGCTACTTTGGCGTTACC |
| MN-Hbβ4 | KX196186 | GTCGTTTACCCTGGACTCA | GTTTTGCGACCATCGGATTT |
| MN-Hbβ5 | KX196185 | ACCATCCAGGACATCTTCTCT | GTTTTGCGACCAACGGATTC |
| MN-Hbβ6 | KX196182 | ACCATCCAGGACATTTTCTCC | GTTTTGCGACCAACGGATTC |
| 18S | AY831388.1 | TGGTTCCTTTGATCGCTCTT | AGCAGCTCGTTGGCATGTAT |
| Ef1α | AJ866727.1 | GCTTCGAGGAAATCACCAAG | CAACCTCCATCCCTTGAAC |

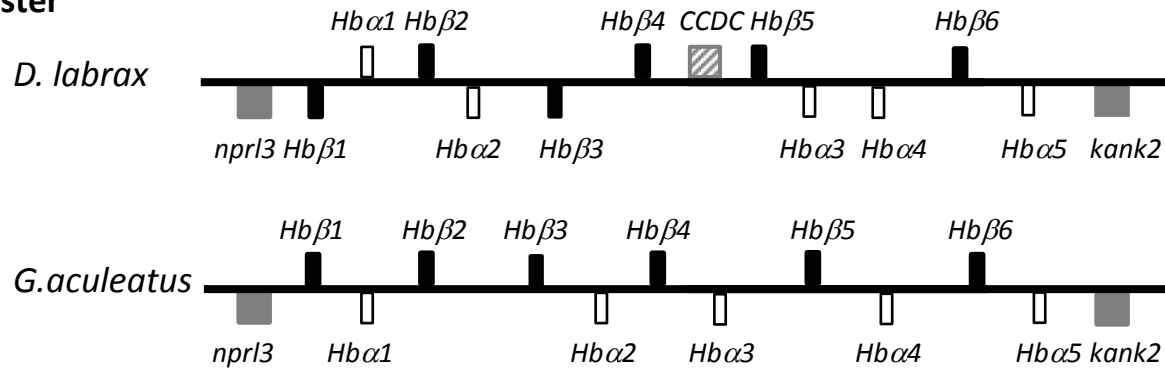
Table 2: Lengths in base pairs (bp) of exons, introns, predicted coding (CDS) and amino acid (AA) sequences for the European sea bass *Hb α* and *Hb β* genes.

| | | Length (bp) | | | | | | |
|-------------------------------|-------------------------------|-------------------------------|----------|--------|----------|--------|-----|-----|
| Cluster | Genes | exon 1 | intron 1 | exon 2 | intron 2 | exon 3 | CDS | AA |
| MN | <i>Hbα1</i> | 95 | 107 | 208 | 176 | 129 | 432 | 143 |
| | <i>Hbα2</i> | 95 | 105 | 208 | 506 | 129 | 432 | 143 |
| | <i>Hbα3</i> | 98 | 422 | 208 | 180 | 129 | 435 | 144 |
| | <i>Hbα4</i> | 98 | 110 | 208 | 184 | 129 | 435 | 144 |
| | <i>Hbα5</i> | 98 | 348 | 208 | 180 | 129 | 435 | 144 |
| | <i>Hbβ1</i> | 92 | 142 | 223 | 94 | 129 | 444 | 147 |
| | <i>Hbβ2</i> | 92 | 110 | 223 | 97 | 129 | 444 | 147 |
| | <i>Hbβ3</i> | 92 | 737 | 223 | 106 | 129 | 444 | 147 |
| | <i>Hbβ4</i> | 92 | 143 | 223 | 99 | 129 | 444 | 147 |
| | <i>Hbβ5</i> | 92 | 146 | 223 | 99 | 129 | 444 | 147 |
| | <i>Hbβ6</i> | 92 | 145 | 223 | 99 | 129 | 444 | 147 |
| | LA | <i>Hbα1</i> | 95 | 629 | 208 | 355 | 129 | 432 |
| <i>Hbα2</i> | | 92 | 1103 | 205 | 1010 | 129 | 426 | 141 |
| <i>Hbβ1</i> | | 92 | 91 | 223 | 246 | 129 | 444 | 147 |

Table 3. Relative expression of *Hb α* and *Hb β* genes at different developmental stages of European sea bass as normalized with expression levels of 18S rRNA. MN-*Hb β* 3 values are not shown since Cq values were up to 35 from 12hpf until juvenile stage. Different letters show significant difference for the expression of one gene among tissues (One-way ANOVA, $p < 0.05$). ND means Not Detected. hpf: hours post fertilization; dph: days post hatching.

| Gene | 12 hpf | 60 hpf | 5 dph | 13 dph | 19 dph | 26 dph | 33 dph | 45 dph | Juvenile | pvalue |
|------------------------------------|---------------------|---------------------|---------------------|---------------------|---------------------|---------------------|---------------------|---------|---------------------|-------------------|
| LA- <i>Hbα</i> 1 | $1 \cdot 10^{-5}/a$ | $1 \cdot 10^{-5}/a$ | $5 \cdot 10^{-5}/a$ | $9 \cdot 10^{-5}/a$ | $7 \cdot 10^{-5}/a$ | $3 \cdot 10^{-5}/a$ | $1 \cdot 10^{-3}/a$ | 0,07/a | 1,1/b | $1 \cdot 10^{-6}$ |
| LA- <i>Hbα</i> 2 | $2 \cdot 10^{-3}/a$ | $1 \cdot 10^{-3}/a$ | 0,18/b | 0,2/b | 0,13/b | 0,11/b | 0,43/b | 0,91/c | 1,26/c | $8 \cdot 10^{-6}$ |
| MN- <i>Hbα</i> 1 | 0,01/a | $6 \cdot 10^{-3}/a$ | $5 \cdot 10^{-3}/a$ | 0,05/a | 0,01/a | 0,01/a | 0,01/a | 0,03/a | 1,43/b | $1 \cdot 10^{-5}$ |
| MN- <i>Hbα</i> 2 | ND | ND | $8 \cdot 10^{-5}/a$ | $6 \cdot 10^{-5}/a$ | $3 \cdot 10^{-5}/a$ | $2 \cdot 10^{-4}/a$ | 0,01/a | 0,41/b | 1/c | $1 \cdot 10^{-6}$ |
| MN- <i>Hbα</i> 3 | $2 \cdot 10^{-4}/a$ | $9 \cdot 10^{-5}/a$ | 0,75/c | 0,21/ab | 0,48/bc | 0,25/ab | 0,47/bc | 0,19/ab | 0,01/a | $8 \cdot 10^{-4}$ |
| MN- <i>Hbα</i> 4 | $1 \cdot 10^{-5}/a$ | $1 \cdot 10^{-5}/a$ | 0,03/a | $6 \cdot 10^{-3}/a$ | 0,05/a | 0,07/a | 0,25/b | 0,85/c | 0,01/a | $1 \cdot 10^{-6}$ |
| MN- <i>Hbα</i> 5 | $4 \cdot 10^{-5}/a$ | $4 \cdot 10^{-5}/a$ | 0,13/bc | 0,07/c | 0,07/c | 0,12/bc | 0,35/bd | 0,67/d | $2 \cdot 10^{-3}/a$ | $6 \cdot 10^{-5}$ |
| LA- <i>Hbβ</i> 1 | $1 \cdot 10^{-5}/a$ | ND | $3 \cdot 10^{-3}/a$ | $7 \cdot 10^{-3}/a$ | 0,01/a | 0,03/a | 0,22/b | 0,75/c | 1,04/d | $1 \cdot 10^{-6}$ |
| MN- <i>Hbβ</i> 1 | 0,06/a | 0,01/a | 0,33/ab | 0,17//a | 0,10/a | 0,18/a | 0,32/ab | 0,32/ab | 1/b | $1 \cdot 10^{-3}$ |
| MN- <i>Hbβ</i> 2 | ND | ND | $4 \cdot 10^{-5}/a$ | $5 \cdot 10^{-5}/a$ | $4 \cdot 10^{-5}/a$ | $7 \cdot 10^{-5}/a$ | $3 \cdot 10^{-3}/a$ | 0,12/b | 1/c | $1 \cdot 10^{-6}$ |
| MN- <i>Hbβ</i> 4 | $7 \cdot 10^{-5}/a$ | $1 \cdot 10^{-4}/a$ | 0,55/b | 0,45/b | 0,56/b | 0,36/b | 0,63/b | 1/c | 0,54/b | $7 \cdot 10^{-6}$ |
| MN- <i>Hbβ</i> 5 | $4 \cdot 10^{-4}/a$ | $1 \cdot 10^{-4}/a$ | 0,87/c | 0,4/bc | 0,72/c | 0,4/bc | 0,36/bc | 0,06/b | $6 \cdot 10^{-3}/b$ | $5 \cdot 10^{-3}$ |
| MN- <i>Hbβ</i> 6 | ND | $1 \cdot 10^{-5}/a$ | $8 \cdot 10^{-3}/b$ | 0,01/b | 0,07/bc | 0,08/bc | 0,29/c | 0,68/d | 0,01/b | $1 \cdot 10^{-4}$ |

MN cluster



LA cluster

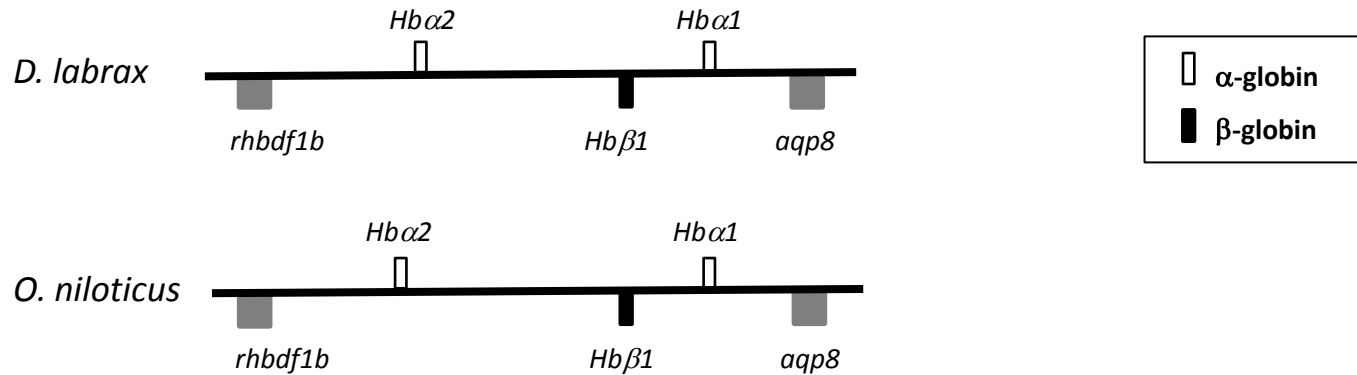


Fig1. Genomic organization of the European sea bass MN- and LA-clusters.

Genomic structures of the *D. labrax* MN- and LA-clusters are compared with *G. aculeatus* and *O. niloticus*, respectively. The genes in the forward and the reverse orientations are shown boxed above and below the line, respectively. $Hb\alpha$ and $Hb\beta$ genes are represented by white and black boxes, respectively. Flanking genes are shown in grey and the inserted gene is shaded.

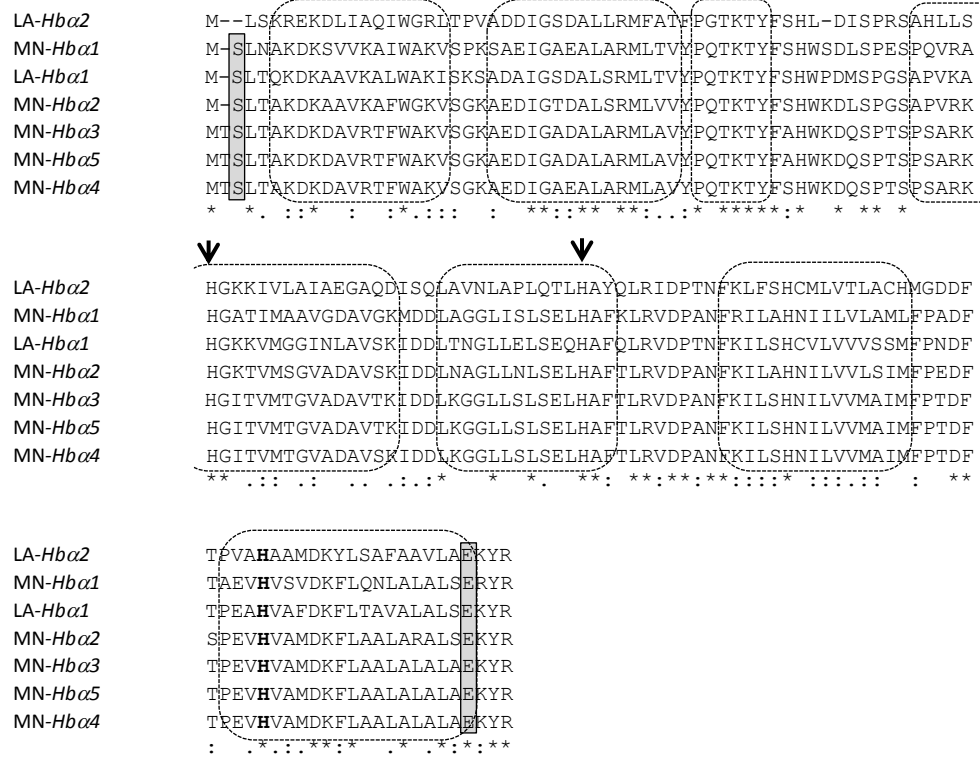


Fig2. Amino acid sequence alignment of European sea bass Hbα.
 The amino acid similarities between all proteins are indicated as follows: asterisks indicate identical amino acids, colons or dots indicate similar amino acids and empty spaces represent absence or a low degree of similarity. Predicted alpha-helices are shown in dashed boxes. Histidine residues included in oxygen binding are indicated by arrows. Amino acids potentially involved in the Root effect are boxed in grey. The residues responsible for the Bohr effect are indicated in bold.

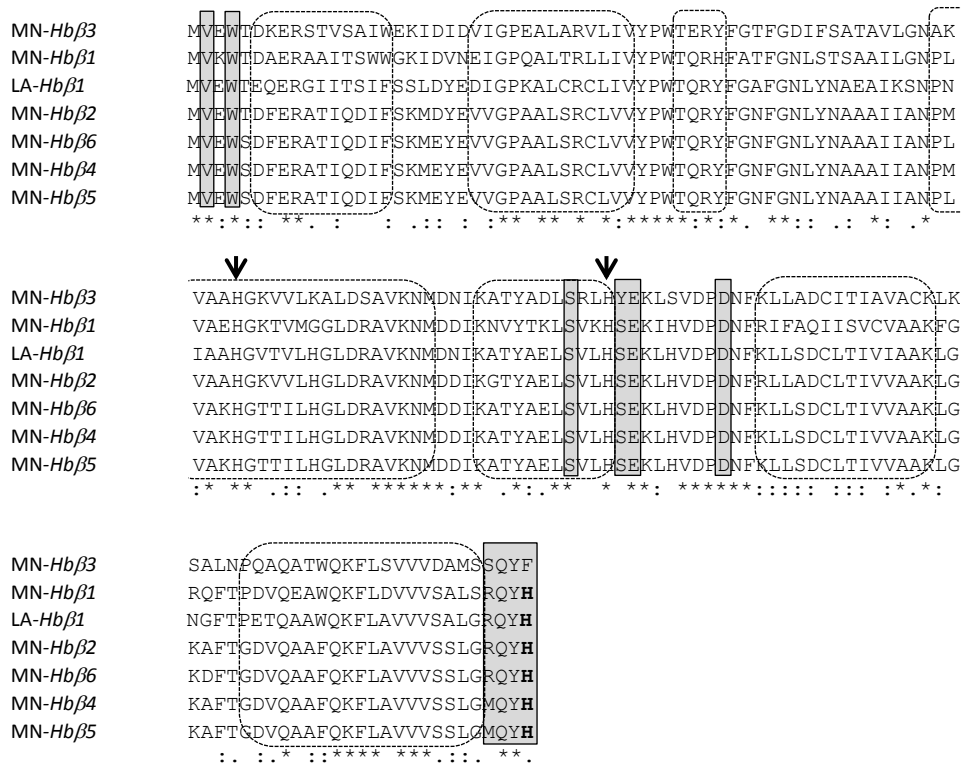


Fig. 3. Amino acid sequence alignment of European sea bass Hb β .
 The amino acid similarities between all proteins are given as follows: asterisks indicate identical amino acids, colons or dots indicate similar amino acids and empty spaces represent absence or low degree of similarity. Predicted alpha-helices are shown in dashed boxes. Histidine residues included in oxygen binding are indicated by arrows. Amino acids potentially involved in the Root effect are boxed in grey. The C-terminal His residue responsible for the Bohr effect is indicated in bold.

Fig4. Bayesian phylogenetic tree of Hb α sequences

Phylogenetic analysis was performed on both Hb α and Hb β following the method detailed in “Materials and Methods” section but only Hb α sequences are presented here. European sea bass Hb α genes are marked with asterisks. Hb α amino acid sequences from other species were issued from the translation of nucleotide sequences listed in a previous work by Opazo and collaborators (10). Monophyletic clades are represented by a triangle. Clades containing Hb β genes of European sea bass and other species have been collapsed in an Hb β clade. Branches are color coded according to the location of the genes: MN-linked Hbs are shown in blue and LA-linked Hbs are shown in red.

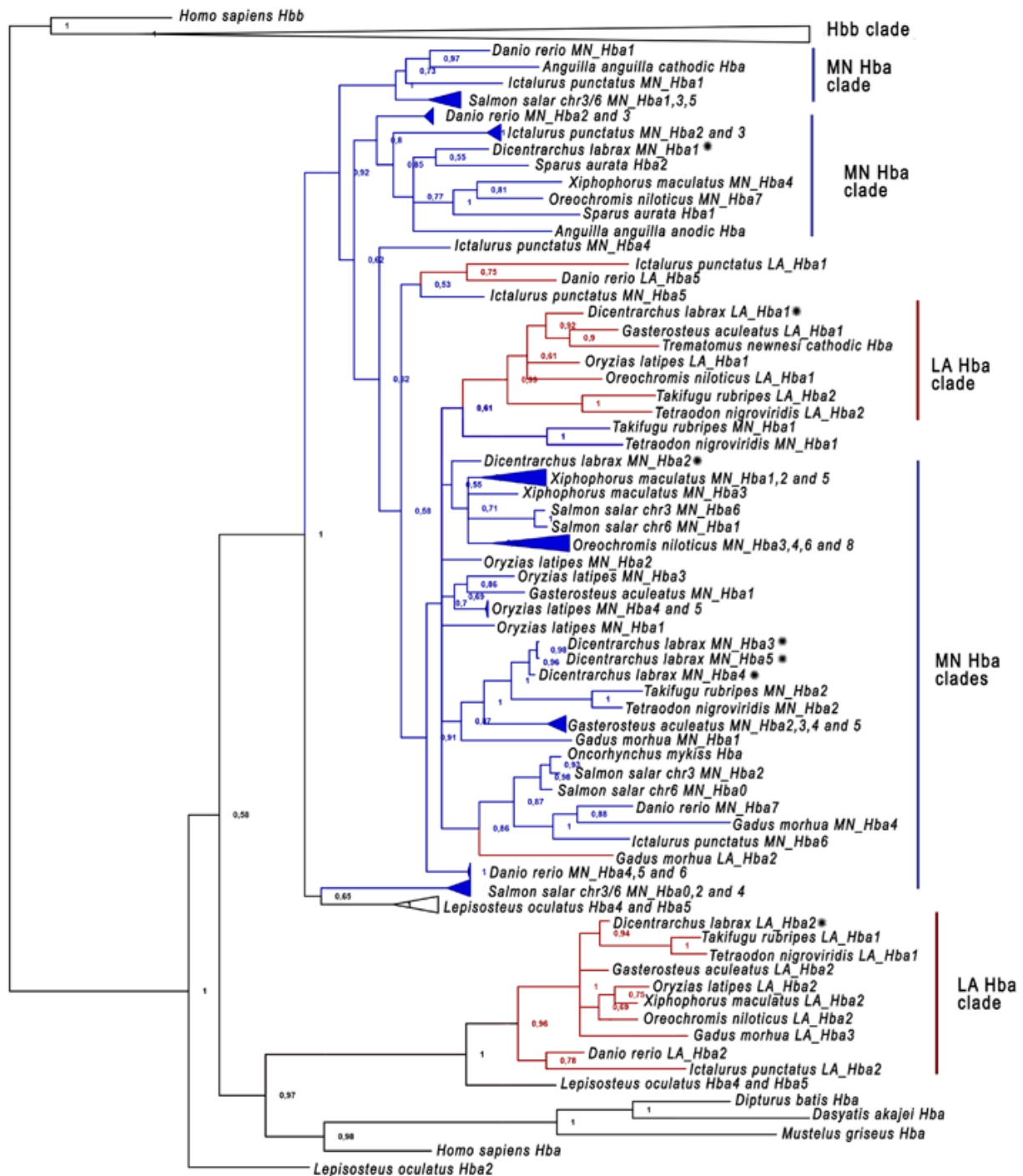
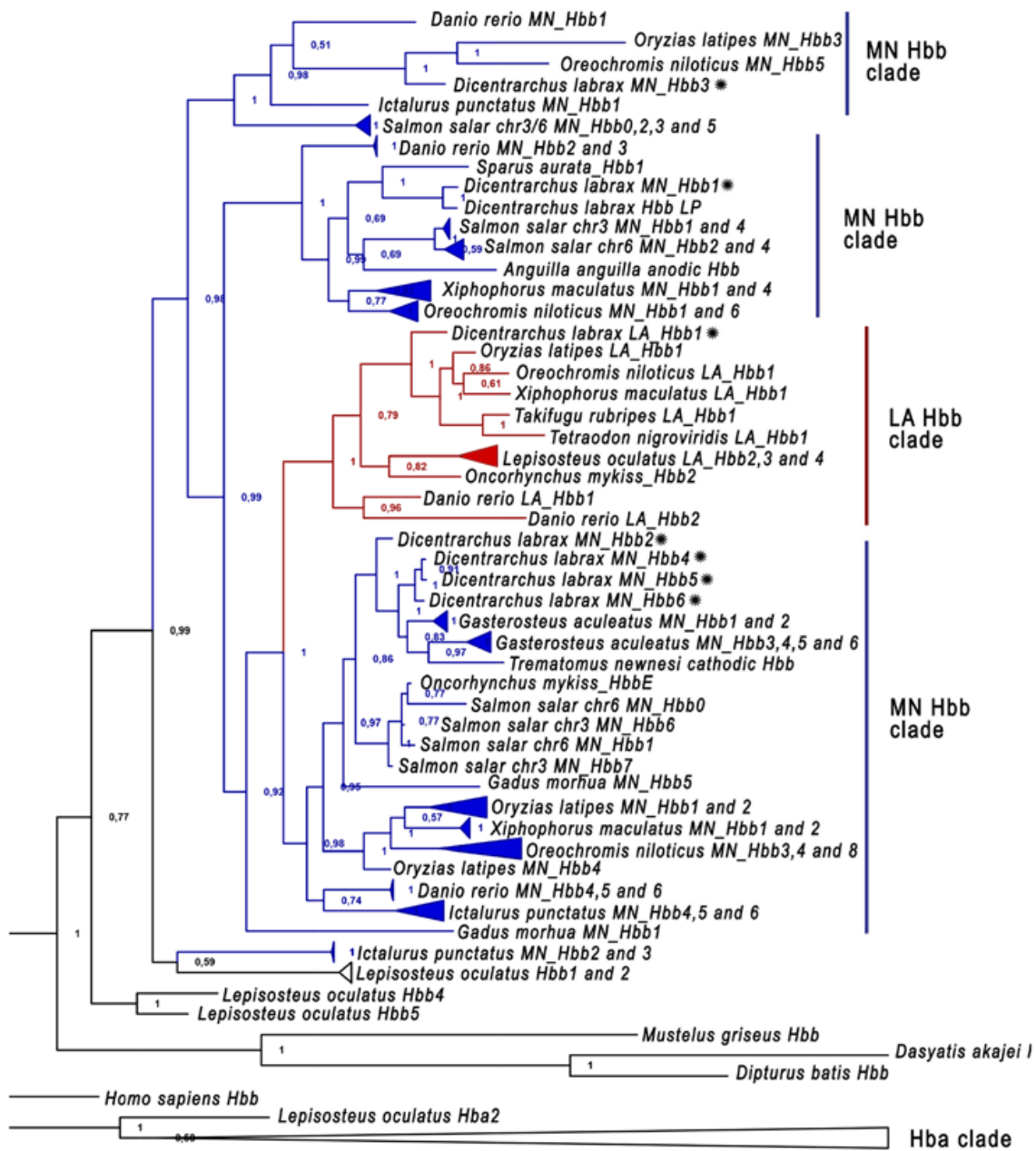


Fig5. Bayesian phylogenetic tree of Hb β sequences

Phylogenetic analysis was performed on both Hb α and Hb β following the method detailed in “Materials and Methods” section but only Hb β sequences are presented here. European sea bass Hb β genes are marked with asterisks. Hb β amino acid sequences from other species were issued from the translation of nucleotide sequences listed in a previous work by Opazo and collaborators (10). Monophyletic clades are represented by a triangle. Clades containing Hb α genes of European sea bass and other species have been collapsed in an Hb α clade. Branches are color coded according to the location of the genes: MN-linked Hbs are shown in blue and LA-linked Hbs are shown in red.






Fig6. Relative expression profiles of Hb α and β genes during development of European sea bass. The relative expression profiles of Hb α and β genes during development of European sea bass were determined using qPCR. MN-Hb β 3 expression profile is not shown since Cq values were up to 35 from 12hpf until juvenile stage. Following normalization with 18S rRNA levels, relative expression of each gene throughout the life stages (shown in table 3) were subjected to hierarchical clustering and a heat map was generated. Relative expression level of each gene is depicted by a colour scale: blue and yellow indicating respective low and high relative expression levels among developmental stages. Hpf: hours post fertilization; dph: days post hatching.

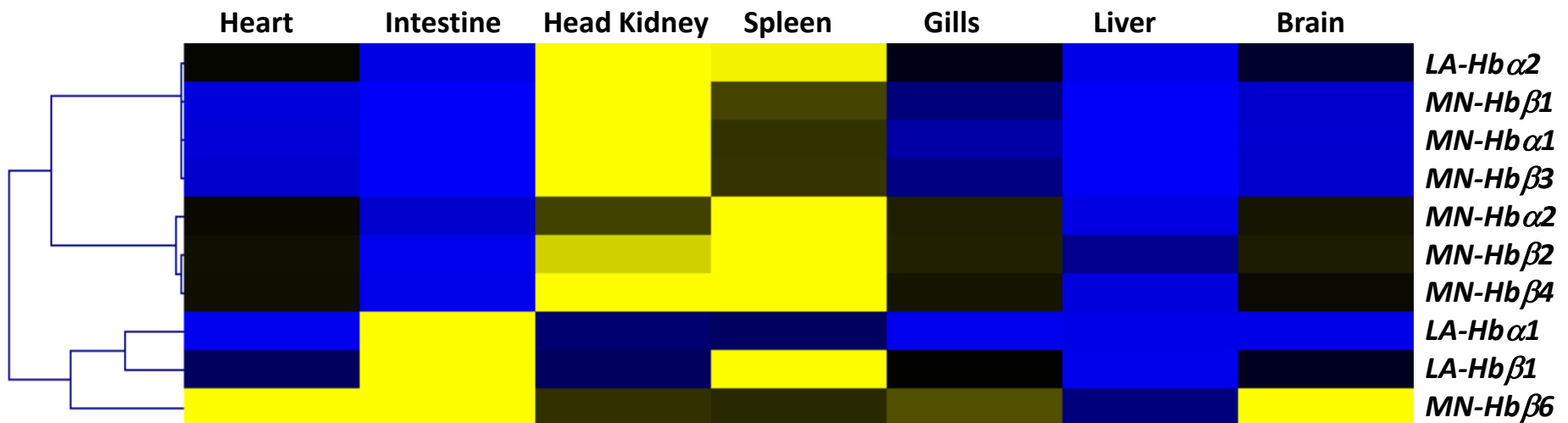


Fig7. Expression pattern of Hb α and β genes in different tissues of adult European sea bass. The relative expression levels of Hb α and β genes were determined in different tissues of European sea bass using qPCR. MN-Hb α 3, MN-Hb α 4, MN-Hb α 5, and MN-Hb β 5 expression profiles are not shown since Cq values were up to 33 among the tissues. Following normalization with 18S and Ef1 α levels, relative expression of each gene (shown in table 4) were subjected to hierarchical clustering and a heat map was generated. Expression level of each gene is depicted by a colour scale: blue and yellow indicating respective low and high relative expression levels among the different tissues.

>LA_Cluster

TTGATATGAATGATCGCACTTTCTGTTATCTGTTTACAATCTTTTTGTACTCATTGTTTGGGTCAAAGTCCTA
AATAGAAAACCGTTCTTTAATAGCTTTTATTACTGAAAAGACGGTACAAGGTCAGGTCACTACATAAGATAATA
AAGCTAGATGAGAATCATAAACTGGTGCTCCTAGATTAACCTGAAACAGCAATAAGTTACAATAAAAAGCTTTC
TAAATACAGATGTATCTCATATATTCATCTTAAAATAATGGGTGAAGATGGATCATCTACCTTGCCAACCTAT
CTGTTCAAGAGACTGTAAGACTGTTATGTGAAATTTGAATATATGGAATTAAGTTTGAATATGGAATGAAAT
CCTATGTGATCAGGTCACAATACTTTCTATACCTAAAGCATGTCATAATATGTGTAAGATATTCCTTTATTTG
GTGTCACCTGGTGAAGTATTCAGATCATTTACATAAAAGTATACTCAAGTGAAAGCACAGATGTGTTATCAGC
TAGAATGTTCAAAGTAAAAGTATTGATTATGCATTACTCGTTGGATGGTGTCTGATGACACATACATATTAT
ATCATAGTTCTGTGTGCACTATTTAAAGTAGCCTTTTGTCTGTTTGGGTGGAGCTGTTGGTAGTTTAAAACAT
TTCTGTCTTCAATTGGGTCCCACAGTTTTTTTCTTTAAACAAAAGGAAAAAACAAAATCAGTGCAGTAAAATA
TTTTCTAACTTTATTTTGGAAAGTTGTCCAGGTTATTTGCATTGAAAATATAGATATGCTGAGACTATAATGAC
CCAATTATATACTATGATGCCTTGATAAGAAGGAATAAAGTAGCATTAAACAGAAAAGAAAAATAAGTACAT
CAAAATTTGACTCACTGTTCGGCTTGGTGTCTTGATGAAGAGCGTTGTGTAACAGTTCAGTCCAATTTCTCCCTT
TAGTGTACAATTAGGTTGATATCTGCTGACTGTCAAGGCCATAGCGTATAATTCATGTCATTTTTATACAAAT
AAAGTATTCGGTAACCCCTCCTGCTCTGAAGGTCAGCATCTGAATTGTTTTTTCTTATAGTTTTTACATTTACT
TTAGTTAAGTAAAATACCAATACAACCATGTAATAACTCCATTACTTGTAAAAGTCTGCATTTTGTCTT
GATCATTAATGTACTGATTTCTGCAGAATATATGACCGTATTTTAAATACTGATGCAGTAATACAAAAG
TACTGTGGTAACTTCTAATCACTTAGGTAGTTGAGTGTAGTAGTTCCCAACCTAGGGGTCTATAATCTCAACA
ATCATTTGACCTATCTGGACCTTAAAAGGTTTAGATGGGAAATGTCTCTATACTGGAAGTCTCACAAATCAT
TAACATCTGAAATGTAACACAATGAGATACTGTGAGGGGTCAAGCCAAAAGGTTTCGGAAACACGGGTTTA
AACTCTAACAGTGTGTTCGCATGGGGCGTCTGACCACTGAGGACTTAACCTTGATGCATGGTGTAAAGTCTGT
ATTCCAGGTCTATCTTATCTATGTAGGTCACCTATAGCAAGCATGTGCATACGAGTACAGAAATATGATGAT
TAAATGTCACATGATTGATCCCTAACTGATCCCTCTGACTGACATCAACCTTGAACAGCTCGTGCCTTGT
GAATCTTATCATTCTTTTATGAAAGGTAACCTTGAGGACTCCTTAAAGGACAGGATTACCTGGCTTGACTCCAT
CAGACAGAGCTGGAAAGGCGTCAAAGAACCTGTTTGGAGCGTGGGTTGTTTTGATGTTATGGATTTTACCTT
CAGAACATGCTTCACCTTTGATGTTTTTATGACCTGTGATGCAATTCAGCAACAGTGTGCAGTCTGCTGTTGA
TGATTATAAATACCCAGAAAACCTTGCAGTGCCACAGTCCGAAAGAGGTGCAGAATGTCTTTGAGAATCATCC
TGGAACAAAAGTCTCTTACAGGCAACAATGGGACTTGAGAAAATGGAATGGAAGACACAGACTCTGCTCTGA
TGGAGAAGGGCAAGAAGCCCGCTGTGTCCAAACCTCCCAACAAATATGAGAAGCTGTTCCAGCCCTGCCTGGC
CGAGATAGTGGGGACCATGTTCTTCGTTTTTTCATCGGCTGTGTGTCTGTCAATTGAGAATGTGCCAGCGGCTGGA
CGGCTGCAGCCAGCCTTGGTGCACGGGCTGGCTGTGGCAGTGTGGTGGCGGTTATGGATAACATCAGGTATT
TTGCGTAAAGAATAGAATGACATAAAGTCAGATGCTGTGATTTTTAATTTTTTGTCTGCTTGTCTTATGTTTT
GTGTGCAACATCTTTGAATAATGATCAACCTCAGCCATTTGGTATATTTTATGATATTTTGGAGGGAAATGGGTCT
CAGTGTCCACCTGATCTCACTTTTCTCTGCTGTCTCTTCTCTAGTGGCTCCCATTTCAACCCTGCCTTCA
CTATTGCCATCTACCTGTGTGGGGCATGGAGCTGGCCATGGTAGGACCCTACCTTGCCAGCCAGCTGATTGG
AGGAGTCTGGGAGCTGGAATGGCCATGGTCAGGTGAAAGTTCAGTGCACAGTATCTGATTTTTTTCACACAA
ATTTTGAATATTTTATAATTTATAATATATAATCATAATTCAAAAGTGACCATAAAAATCTTTAATAATACAA
TTTTTAGATAATGACCCCTGCAGGTCGTTACAACAACGCCACGGGAGCAGCGTTGATATCCTCAAGTCAGAC
AGTCAGTGTCTGGAGCCATCTTTGGGGAGGTGGCCATGACCTGCTTGGTCAACATGGTGGTGTCTGCTGGTGG
CGGTCAACGGCAAGACAAAAACCCGCTGGCTCCATTCTAGTTGGCTGTACCGTCATCATTAAACATCCTGGC
AGGGTGAGATAAAGGGGGCGATGACCACAGTGTATTATGTGTCCGCACTGTGTTAAACATTTACACCCAACTG
GACCTGAACGTTGCAGTCAGTGTCTATATTCACGAATGAGGATTCGCATATCTTGCTTACAACCAACATTT
AATTCAAAGTAAAAAAGGTTATAAATAATGTTTCCCAAAGTGAAATAGTTAAAAAATCAATTAACC
TAAAAACAGCAGCCAACAACACAAAGGACATTAAGGGCTGGTGGTAGAGATATCTCTCTAAAGATGTGTTTT
TTAATTTATGTTTTTTTATTTGAAATGCACATTAATTTTCAATTAATTAATTTTGCATTTTTTTTTTTTTTT
GCAAAATGCTTACTTTATTCGATTGTTTTCGAAATAAAATGCTTTTTAAGTTAATGACTTAAAAATCAATTAACC
AATACTTGAGGGACACGAAACGGAATAAAAAGATGTCAAATTAATTAAGAAATGAAAAATAAAAATGTTAAT
CTTACTTTTTAAATTTAATATTTTTTATTTACCACAAGAATCTTCTTCAAATGATGTAACCAGGAGACTCGGT
TTGACTGTCCTAATAATATGAAAATGAATTTTTAAATAACCATATTGCAGTTGTATCAAATATTCTAATTAAT
AATTAACCTTTTTCACTCGCAGGGGTGATGTATCAGGAACGTGTCTCAACCCAGCCAGGGCTTTTCGGTCCAGC
TGTGATGGCCAACATTTGGAGCTACCACTGGGTTTACTGGGTGGGGCCATTGGAGGAGGTCTGGTGGCCGCA
GCTTTGCTCAGGTAAGAGAAGCCAGATCAGATCACGTGTTGGACGAATGAGTGAATCGACTGATATGAGAGA
TAACGCTCACAATGTCTCTCTTCTGTTGCAGGCTTATTTCTCGGCATGATAAGTTACGAATGTTATGAAATC
ATAACAGCCCCTGGTGGGTGTTTTATTGCCATATAAACGACAATAAACCTGTAATGTCTGTCTCATATACTTTA
GATTCATGATGTTGGATGCTGTACTTTTTATTTAATTTTTTTCATGTCTATCACTGTGTGGATTTTTTTCAGTATG
AATACTAAAGATGAAAACATTTATGATGGTCTCTTCGTTGCTTCTCTGCCATTAGAAAACGCATGTAGACAT
TATACTTTACTGTTATGAGGAGACATAAAAACACACAGTGGCAGTAGCAGTTTTGGGTGGCATGCAGTTTTATT

CTTTCATCTTTTGAATGAGTTAGATGGTCGCATGTGGCAGACCGCGTGCCACTCTGTGGGCAGCTCAGCGGT
ATTTCTCGGACAGAGCCAGGGCCACGGCGGTGAGGAATTTATCGAAGGCGACGTGAGCCTCAGGGGTGAAGTC
ATTAGGGAACATGGAGGAGACCACCACGAGGACGCAGTGGGACAGGATCTGTGGATGGCAAAGGAGACAATTA
GATAGCGAATATATGGTTTACACTGTAAAACTTCAATGGAACAAGATAAGAGTGGGTGCGATTCAACGTTACC
CCCATGTGGCTTAAATGTGGAATGCATGTGTGGTGCAAAACATGCTCCAAGTAAAATCTCCAAACTGGTGGA
TCGGCATCAGAAATACAGATTTTTTTTTTTTTAAGTCGTTTAAAAGAAATTAAGATACTACGGCTGCACTCGTT
GCAGCGCAATGCGTAATTTACGCGTAAATCAGACTATACTTGTGCGTGAAAGTACCCATAAAACCATGTCAG
CAGATCCTGGCATAACGGTGAAGGTAAGGTAATCTCACCTTGAAGTTGGTTCGGGTCCACCCTCAGCTGGAAGGC
GTGCTGCTCGCTGAGCTCCAGCAGGCCGTTTTGTGTCAGGTCGTCAATCTTGGACACAGCCAGATTGATTCCACCC
ATCACCTTCTTTCCGTTGGCCCTTACGGGGGCGAGACCCGGGCTCATGTCTGGCCAGTGGGAGAAGTAGGTCT
TGGTTTGGCGATAGACGGTGAGCATCCTGTGGAGGAGGAGATGTGGGTGTTATAAGTGGCGGGTATGTTGGAG
AGCAAACCTGAGAGTAAAACAAACATGCAGCCAACCTGTATTATTTCTTCTTGGATTTTGACATGACATGCTC
CAGTGGCGCAATCGGTGAGCGCGGGTACTTATAAGACAGTAACTGCAGAGTGATGCCGAGGTTGTGAGTTC
GAGCCTCACCTGGAGCATCAGCCACTCCTTTGCTTGTGGACAGGTATGCTGACAATAACCAAATCTAAACTCT
AAAACCCTCTCTAGTTTCGCGTGTGTGCTTTAATAGTTAGTGTCTATGATCTGCTGCTTCTCAGTCAATTTTGC
AATGCATTTAGATGTAGAGCAGCATAAACATTAGTTATAATTTATATTATCTAATGTCAGAAAAGGCCTACCT
TTTTTTTTTACAAGTAACTAGTAAACAATTTAAGCAACAAGAACTGAACTTTTTTAGTAAAACCTGACCAAAT
GCCCTGTTTTGTGCGCCCATCGCAGGCTGTGATATCATTTGGTCTTAGTCTTTTCGTGAAGTACAAATCAATGAT
CGGCTGCAGAAATAAAGCAAAAAGCATGCCATAAAAACCTACCCTGATATGAACCCGAAACGTGACACTTACCTG
CTCAGAGCATCAGACCCGATGGCATCCGCGGACTTGGAGATTTTGGCCACAGGGCCTTGACGGCAGCCTTGT
CTTCTGTGTCAAACCTCATGTGCGTTCAGTTCTCTGTCTTCTCTCTCCACCTGAATCGGACGGTGATCTCTG
GTTAGTTTGGACTTGTGCTTAAATTCAGTTGGTTTCGAGAGTACACCCACGGGAACGAATGCCAAGCCACGTC
CCCTGACGCAGATCGGACCCCTTCTCCCCGCCTGATAGAAACGAGTGGCCGGATGCCAGCTCTGAGAGGGGCT
ATCAGCTGCTCACATCGTGGGCGACAGTTGGCAAAAATATGATAATTTACTTATATTTTGTAAAGAGTCATGTG
TGGACGTATGGTTTGTAGGAGTTTCTCCTGAGGTAAAGCAGGGGGGCATCCCGGGTCACAGGGGGTGGGAGC
AGACACTCTGGCACACATCAATAAACCTGATCTCAAAACAATAATCAAATTAATTTCCAAGTTCACCTCAACCAT
CCAACCATTATAAGTTGGGAAGCATGTGGCAGCCAGGGTTTCAGAAATACTGGGATTTTTAGAACAGTCTCAA
CACTAATGCATTTTTAATATGACAATAATCACTTATAGGAAATAATTATATAATAATAACTATAACTCGTA
GATGGAAATGTCCATCTGTTTTGAAATGACTTATTTACAGCTCAGTTTGTATTGCACTAAAACCACTTTCA
CTGTCAAACACACTGAGTAGAGGAATACAACTGCAGCTATCGTCCAGCTTTAGCCCTAAAACACATCATACTG
GTTCTGACTCTCATTACTTATGTAATGAAGATAATGACTGAAAGTGTTCCTCTAGAAACGATTTAAAGAAGTT
GTATCAAATGTTGAAAAGTTATAGGCCTAATAAATAAAAATTATACCGATAGGCTACATAATACGGCCTTTC
AATAAGAAATAAAAATACTGTAAATGTAATCTTATGTGTAATACAATCAAACGAAAAGTTATTTCTCATTATT
AATCAATGATTTATATCGATAACTGAGGTATAGCTGAACATTTTGGGTGATGATCACCGGACACAGACTTTCT
ATCTATAATATATATATATAAACACATGAAGGCAGCATTACAGAGGAACATCTTCAGCAGCACTCAGAAGAA
ACTGACCTCCCTCTCTCGCATACAAACGCTCACATTCATTTAGGACATATATGCCCTGATGCTCAAGGCCCGG
CAGGGGCCACAGACAAAGCTGCTCCCGTTCACTGTAACCTTTATATTATGTTAGATTATTTCCACAGTGAATA
TGTCTGCCCCTGAAAACGAGCAGATACTCCTAATTGAGTCTGTGCGCAAAAGTTTGGGCACGCGTTTGCAGC
ACATGTCCCGTGTGTAACCGCGTAGATACGTGTGTTGAGTGTGTGTGTCAGGTGGAATGCAGGAAAGGTATC
ACCAGGCCTATCATTTATGGCACTGAGAGGTTGGCTTTATAAATAAATCTAATATTAATTTATGATTTGGGGA
TTATGACGCCCCTGTGTGCAACCTGTACTGTAACACAGTGTGACTGATCTTGCACTCAGTCTTGCCCTCAC
CCACCGTCTGAACTGTACGTGCGCAACTCACACACTTAGCCACGTCACATAGTGTGAGGTACGCATGAACG
CAGAGCTCTGACGAGATAATGCCATAACACCATAACCTACAACCTACAGTGTAGCAATTTCTCACTTGAAATA
TGAAAGAAATATACAGGATGCAGTTTATTGAAAATGAAAAAAGCAACATTTTCATAAAGAAATCATT
TTTTGGATTTAGAACACTTTTATTATTTATTGACATGTTCAATATTTTTTATTCAAGTGTAAAGTTCCCTAGTTA
TTTGAACACTGCAGGCCTGTACAAGATTTACGTTAGTAATGATTTTAGACTAAATGAACACAAGCCATAAAGT
TCATTTTGGGCGTTAAATTTAATCATAACAATTTTCTAATAACATTTTATTCAACAAGCTTGTTTTGTAAAA
CACTACACATTTGGTGAATTTCAATTTGACTTCGATTAATCAATTTTCTAAAAAATTAATAATTAGTCTTATC
GCGCCGAGCTGTGGAAGCCCGACAGGATTTATCAGTGATTTAATAATTTTATTTTAAATCCGGCATTTTTGG
CTCCAGCCATAAATGTATTTCTATCAAGTGGAGAAAAATAGCGCTCACACCCTTTATCACGGCCTCAAGTAT
TTTCTTAATCAAACATAAAGTGAATTTCTGGCAGAGGGTGCCTGGGTGGGAGGGGTGCTGCTGGAGATAACA
CAAGGGTGGTTTTTATAGATAACACTCCACTGCTTGGCAAAGTCAGTGACATCTGAAATGTAGTCTAATAAACA
CGCCACACACACACAAAAAAACTTTCTATATTTCAATTTGAGACTCTAATTTGTTTTTATACCTCTATGTTTC
TATATTGTCCACACACTGGTTCGGATACAGGTTCTGTCATCATCCTTAATATCACCCCAAGCATGACTGAAAA
GCTACTGCTTTAACTTCAATAAAGGATGCTTTCTGTAAAATAACGACAAAGTAACAAAGTCAGAAGACCTCAG
TTAAGCAGTTCAGGGTTGGGGTTAGTTCAGACGAGGCCCATCCTGCAGGTTCAATTAAGGAGCAGCAGAACC
AACAAATAGTAGGAAAACTTCAATTTTAAAAGAGTTGAATGTGCGATTTGCCCTGGTTTTTAGGTTGTGTGTG
GGTGATGATTCATTTAATGTATTAATGACAAGAAAACGACCTAATCTGCATAGTTTTTCTTCTTTTCTTCT

TCATTCTTTTTTCCCTTCATACATGTTCCCTTCTTTTTAGGTTTAGCCTGAGAACATATTGGACTAAACTTTAAC
TGAGCATGAAAGTCGACTTTTGCATCTTTGTAAATCTGTAATACTATTA AACCAAACATCAAACATTCCAG
AAACCTCTGGAGGAGTCTGCAAGTTTATCTCAGACCCTTCATCTGCAGCCTATCAAAGCTGGCCTCTCCTTGA
GGCGGGGGGGTCTTTGACACGTTTAAATAGAGGGTGGTTCGAGCTGAAGCAATATTCAGCCTTCTTTTTTCGAG
CCTGAACAAACAATAAACAAGAGCCACCATGGTTGAGTGGACTGAGCAGGAGCGCGGCATCATCACCAGCATC
TTCTCCAGCCTGGACTATGAAGACATCGGCCCAAGGCTCTGTGCAGGTATGAAAAACCCAGCTCCTGACAC
CCCATCATGCACTTTCAGGACTTTATCCCATGCTGAATTATCGGTTGTCTCCTCCCCATGCAGGTGTCTGATC
GTTTACCCCTGGACTCAGAGGTACTTCGGCGCCTTCGGCAACCTCTACAATGCTGAGGCCATCAAGAGCAACC
CGAACATCGCAGCCACGGCGTGACGGTGTGCACGGTCTGGACCGGGCTGTGAAGAACATGGACAACATCAA
GGCCACTTATGCCGAGCTGAGCGTCTGCACCTCCGAGAAGCTGCACGTGACCCCGACAACCTCAAAGTAAAG
CCTCTCTCACCTTCAGCTGTGAGCTCACACGACCTCGCAGAACTCACATATGTTTTGGGATATAAAAATGCAG
ACATACCAAAGAGAGTTTTCCCTGCGCATAATGTCAAAATGTATCTTCAAATCCTGTGCACACGCACAAATATT
TAAAGTTTCAATATGCAGTTTTCTTGGATGCCAAATCTATTTATGTAGTTTTATATGAAAGGCATTTAATGTT
TTTTTCCCTCTTCTTATAGCTGCTGTCTGACTGCCTGACCATCGTCATCGCCGCCAAACTTGGAAATGGCTTC
ACACCAGAGACGCAGGCCGCTGGCAGAAGTTCCCTGGCCGTGCTGGTGTCTGCTCTGGGAAGGCAGTACCCT
AAGCCAGCAGCTTCCACATCTGGACACCCAAAGGAGACCTGACGTCTGTTTACATGTGTACAGTGTTCCTC
AATAAAGAAATAAAAGGCACACTGAAGCAAAGTTTCTTGGTTGTCCCTATTTTGGTTCCCTTATGCGTGC
ATTACGCACAGCCACACCGAGCTCCGGTGGTGAATTGGGGAAGGTGCGAAGGAAAAATGACAGAGCCTAATAAG
AAATTGCCACAATTACTCTATAATAAGGTTATAATGAGCTTTAAAAGAGTCAGTCATAGTGAATTTCTAACCT
ACCAACCACCGTGGTTTTAAAAATATGGCATTATGTATGTTAACGTTAAGCGCTGTGTATAGTCAGTGGCGT
ACTCTGGCTGTCTGAGGGGCAAAAAACAGCTGCTTGAGCAGCAGCAGAAAGTTATGATGCATTTATGGTGA
CAGTTCCAAACCCCGGTTAAGATTTAAATTGTTTTATTGTTATTATTTATAGATTAACCTCTGTAATAAAAA
GCACAGGGAATATCAATTATCTAACCATGGAGGTAATGAATTATGTCAACTAATGTTATAGCACGAAGGGCA
GCCTATGTGGCAGTGTTTTTGTTGCAGGGACAGTTTACGCTGATAAAACATTGCTGTAAGTGAAGTAGAAGAG
AGGTTATTTTTCTCATGTAGTCCCCTGGACGGATGTTACGGTTAAGTCAGAGGGCACTGAATAATGTATTACAC
TTTTCTGTGTTTTTCTTTGAACCCCGAGCCTACCAGTGGATATAGTAGATGGAGCCTTTGCTATCTCGTTG
CAAATCATTGGGGGAAAAATTAAGTCTAAATAAACGGTACACACGAGGATATTCGCACAATAACAGTAAGC
GTTACTCTCTAAAGGCATCTCTTGGATTGTTGTAAGGTTTTCGGTGTGAGCTGAGGACAAAGTAGACTTGAGT
CTTGATGTGCTGGTTTTTACGTGTGACGCTTGAACCTCATCACGACTGGGATTATCTGAGCCTGCAGGTGAGA
ACAGATAAAACAGAGGGGTTACCTGCTGGAACGCGGATCCGGCCCGGAACCCCTTGTGTCATGTCATCCTCT
CT
TAAGAGCTTGAACCCTGGGGCCCTAAACTATGACTGATGATTTCTGATCTTTACTTCATAAGATGTAATAA
AACAAAGAGGACATACTCAACACAATTA AAAA ACTTAAACCAAATATTTTGTTTATTACTGTAACAAAA
GTCTCTGAAACAAAATGAAATATTGTTTGAATTTTAGCTCAAAGACAGAAACACTAGTGCACACTTGTAGCCT
ATACAGCTGATAGGATGAACTAGGTCTTGGTTTTAAATTCAGCAACCAAGGATTTTCTTCTCCTTTTTTAA
TCATTAGACACTCCCAAAGGCTGTGAGGTAGTACTGAACAAACACTGCGGTGCAAATGCTCGTTAAATGCAG
CAGGTGGCGCTGTGTGCATGCTTGATGAAAGTGAAATAAGTCTTGGCTTCATTCAACTTCATTGGAACCTTC
ATCAATGTGTATTTGTAAGTCTAATCATGTTATCCCAGAATCAAACCAATGCAGACCTACTTATTCAGAGTAA
ACGGCTATGTGTTTGATTAGCTTATTGACTAGTGTGTATCTTCTTGTGATGATTTTCATGGATTGTCTTGACCG
TTAACTGAGCACGGTGAAGCAGTTTTTAAATGGAGCAACTAGGAAATTAGATCCCAAAGTTGTATGCTAAGAAT
GTGACATTGCTGAGTCGTGTTCGCTGTTAATTTAGCACCAGGGACAGCTCCGAACTACTACAGCCAGTCAC
TTTCAGCACCAGGGACAGCTCAGGATTCATAACAAGTTTATTTTCAGCACCATAGACAGCTCCCTATTAACAG
GCTAATTAACATAACCATACATTTCTAATAGTTTTTATAATGCAGAAGAGGAGAAATGAAAACATTAAGAGGAC
AGATATCATGAAAACCAAACAATGTGCATGTTCAATCTATTTTCTTGAACAGTAAGGTACAGAATTATACTG
TAAATAAACCATGTATCACCAGAAGGAACAGCTTTAATGTGGATGTTAACTTAATGTCTCCTTTTTAAATGTG
ACCCCAATGATTTATTAGGTGAAATTATCTTCAAGGTGACAAATATTCCCTTTTGTGTTTTCCCTGTTTAA
GAATCCATTATTGGATTAAATACGATGCCAAACATGCTTCCACAGACTCGCCTGGTAGCAACAAGATGTGGAT
GTGCAGTTACATATTACATTTCCACAATGACTACTTGCAATTGTAGCCTTCTCTCTAATATATATATATATA
TA
GTGTATATATATATATATATATTTTTTTTACAATTTACTGCTGATATGCATAAGAGTTTTAGGCACAACATTTAT
TTTTGCCCAATTTTCCACTGGTTGGCTTGA AAAA ATGCTTAATCAAGGAATTTACTCATTTATACACTTTAT
GTGTAACAAAATTTAAGTTTGAGTTCTTTTTATGCTACACACAAACAGATAATCAAATTCATAGAATAATAA
AACATAAATAAAAGGCAGGTAATAGTGTACGTTCACTATAAGTAAACATATAAAGTCATATAATATGTCACTG
CTTTAATAAGGAAAGCAAAATTTAAATATAATATATAATAATAATACTCACATTGAAAATGTTTGACATGA
AACTGAAGTAGTCTGATTGTACATTATTATGTCTGACACATCTGCCAGATTGTACCTATTTCATCTCATCATG
AAGAGTTTCTTTTTGGTCAGTCTGGAGAGCTGACATACAGTATGTGTCCCCTTCGACTTTCAACTGTGAGTGT
CTTGATGATAAAAGGCTGTGAAGAGAAAAATAGAAATACATAACTTCTGTAAGACTGGTAATAAAAAAATA
CATGTATATCAGCAAATTAGTTTTTTTTCTCACCCGTTCTTTGGGTATATGAACACGCCATCACTGCAGACGGC

ATCTTTCACAGGATCGTCCATCTGACACCACAGCCATGAACAGCCCACACTGTACGAGACAGAGAGGAGAGAG
AACCGTGGATACAGAACATACCTACTGACAGCCGAGTGTAATCATCTGGGTAAACCTCATTATAACTAACAA
CAGGGACACAAATTCAGTTACCTGCCTGGTCTTGAGAGACTTGACTGATGTCTCTCCGCAAACCTCTGCATG
TCTGTCAGGCTGCACAGACAGGCTTCTGTTCCACAGACTCCTCCTCTGACTCCGACTTCACAGAAGACTCCCCTGGCT
ACCTTTACTGTACAATCTCTGTTTCCACAGACTCCTCCTCTGACTCCGACTTCACAGAAGACTCCCCTGGCT
CGTACTCCAGAGGCTCCTGATATGACTCTGGGCTTTAACAAACAAGTGTAGAGAAGAGCAAATAAATCATACG
TGATATCCAACAGTAAACAAAAGTGTGTGCTGTCTCTTGAGGTACCTGTCAGCGGCCACGGCACTCTCAGTCT
CGTTGTTATAGTTGCTTGGGTGCTCATCAGAATACGAGCACGGGTGCTATCTAAACCTCTTGACTGGTGTGTC
GTTTACAAAATCAAGAGAAAACCTCAAGTGTAGAAGTGTACATTCAACACTCCTGTGTGGGGCCCTGGCCTGT
ACAGCTGTGAATAAACACACAAAATTAATGCTGAGATTAACAAAAGAGCAACATTAGTACAGAGGTCCCT
CGCATAATTGATTCAATTTAGTGGCCAATATGTTTTGTACGGTCAATTTTAAGGACTTAAAATGAGCGTTGGC
CACAAATGAGAGAACATTAACAAACACACCTGCTGGGATTAAATGCAGAATACCATCTGTACTTCAGTGTTAGAT
TAATAAATCATCTAAAATAGCAAATAACAAAAGGGTTTTTAGTATTCCGGTGGCCAAAACCTGGTGTCTTTATG
AGTTAACAGATTACGAACTGACTGTACATCTTACCTTTACTTCTCTTGAAGGGCTTCCCTGTTGGCTTGTGTT
GAGACGTTATGTTTTCCAATCTGAACAGTCTGGCACCTGACGTGGTTCACACATGGCTCCGCTCCACAAAAAG
CATCCACGGTCCCTCACCTCAGTCTGGCAACCCACATCTTTAAGGACTTTGGACTGAGGTAACAGAATATCAG
ATCATCGTAATAAATCTACAAAAGTACACAAAAAGGAGCCAGAACTTTTGACTCTTTCCTTGAACCTCTGGCA
GAAAAGTGGCCGACATAATTAGATATGATAAGTTACAATATATGTTATATGTTTACTTGTGCAATATGT
TTTGTGTTAGTATTTATTTTAAATGATAGGGGTATTTTATTCTGTTTATTCTGCCTTACCTCTATATGCTTT
TAATTGTTAGGATTTTATGTTTTGCCTAATGCCTCCTGAAATGTTTTTAATCCTGGTTCGGACCATGTAACCT
TGATTTAAAAGTGTGCTGCGAAATAAAGTTTACTATTATTGTTGTTGTTGTTGTTGTTGTTGAAAGGATACAAAAT
GCTATAAAGTTGAACGAAATGATAGAAGAATAAATACAATCCAACCTAAAAGTAAAGGCGCTCCAGCCCTG
CTAAGTAAATTAGCTTGAGACTCATTTCAGCTCTTACCGGCCGACCCTCCGGTGGATTTGGAAGCGCATCGT
CGGTGAGGTGAAGCCGGACAGCGAAGCCCATCTGGGCTGGGTGTAGTTGGTGAAGCACTCCGGGGAGAAGTG
GAGGGCGCAGACTTTGAGCTTGGAGGTCCGAGAGTCTCCGCCATGCCGAGGATCTGCAGCCACCGGAGAGCC
CGCACACGGTCACTCGGGAAAAGAAAGCAGCTTCGTGGTGCTTTTACAACCCGGGAACGAACATGTCATACCA
TCCTGCGAAACCCTTGGAGAAAGACTTGTGCTAACTAGCTAACCTAGTAGCTAGCTAGAAAATCAACACCGCAAC
TGTTGCTGTACCAAAAACCTTGGACGAAGTGAAGCCTTAACACGGAAACAACGATACAGTAGACTCATTGGACA
CGTAACTCTTAGTAGATAGTCAAAAAACACCTATCAAAATGCACCTTTTGTAAAAGTTTTAGATATATATTTCCA
TAATTTTGAACATCTATCGAGTTGGTTATGATTTCTTCTTAGGGCGGTGCTTCCCTTTGTATTTATTGGCG
GTAGCAAAACTTCTGGCTGCATTAGCGCCACCCACTGGACTGGAGTGTAAAAGCACCACACTGTAGAAAACACT
GTAGCCTATTATAAGCAGTGGTGGTGACTTTATGCCCCATTTTTTAATTTAAAGCGGCTGTCCAGCAAAGGA
TCAACGCCCTGTGTTATAAACAGTGAATCTATGAGTACTTTTGTATATTTAGTTCACCCTAAAATGGGCCAG
TAGTAGTTGACTTCAGGCAGTTAGGATCATTATGAATTTAACATTAGACACAGAAGATCAATACTGGCCACA
GACTACAGGTTGAGATAACTATATTTATGCAAGTATTCCTTACTGCACCCACTCCGAGTCATTAACCTCTGT
CATGCAGCTGAGTATAATATATCTTACCAAATGATGGTGTGTTGCAGTATATATAACCCAGGTCAGTCTGC
TGTTATCTGTGCTGTCCAGCAGGCTATACCATAGACAAGACCTGTGGGTTGGCCATGAGTTTGGCCACTGA
TTAGCACTGCATATAAAACCCAGAACAAGTCAAACAGCATGAATTTGATTTCTTGTATTTCCACAAAACATTA
AAATGCCCCAGCATTAAATTAAGTCAAGCTCACTGTGAGGGATTACTCGTCTGAAGCAAGTTTTAAGTCTCAG
AAAGAGAGATACCTTCAAATGAAAAAACAGTCTAACTACTATATGGTATGCTTTAAAATTTGGTCAGCAGTAC
ATCATTTGTATAATAATGGGATGTCCCTCCAGGCTTTACAGGGTAATACGACGCAGCAGCAGGAAAGGTGTTA
AATTGCACATTTTTATTATTACAAAACATTGCATTATAACAACCACACATACATAAAATATTGTATTAAATATC
ATACGGCATCATAAATAGTTCATATACTTCTGAAAACAGGTGGCTGGCTCTCATCTGTATTTCTCTGCGAGC
ACAGCTGCGAAAGCTGACAGGTACTTGTCCATTGCTGCGTGTGCAACTGGTGTGAAGTCGTCGCCCATGTGAC
AGGCCAGGTAACGAGCATAACAGTGTGAGAAAAGCTGCAGAGAAGAGAATGGTTTGTATTGACGAAGGACTC
AATGCTGCATCAGCTGAGGCTCAGCAAAAACATAAAAAATCTTTAAAAAACATATTAGGATGTGAGTATAA
TTAGGGTTTTAAAGTGTTTTATGAGGCTTTTCGCTGCAAAATAAACTAGTTTGTACAATGAGTCATGTGACCCGC
TTAGACTGCCAATTGTACATTTACTTTCCAGAAGTAACATGAAGCTGTAGTTTAAAGCATATATAATGGTGGCA
TATTACATAACATGTCATAAAAATATATGACTCCTGATTTCTTTGTAAACCTAATATTCTAAATGTAACACTGATG
TCAGTGTGTAATTAAGTCAAGTTTCTTCTAAATATCTGACACTTATACTGTACAAAAGCACCCTGACAAC
CTAGTGACAAATTCAGATATAAGACTGAATACTCAGAAAACCTCACCCCCAGCCCCACTCCTCAATCAGATAAAC
TGTCCAAAGTGTCCAAACAAGAACATAGCAGACACAAGGGAACCCCTGCAGCTGTGTGTTTTATCAGTGAAGTA
ATTGTGTTTTCCAAAAGACCAAAAATCTCCTCTGATACTACAAAACAAAACCTTGGTTAGTGTCAATGGTAACA
CCTGTGTTTTACACCACTGTTTCAGGTCAAATGGCTGCTGTAAAAGGTCTGTTATATTATGTATATGTTAAA
TTTGTGTTTTTATGGGAAACAGAAATAGATATGCTCTGCAGTAAAATGCAAAGGTGATTCCACAATATTTTCG
TGTTCCAGTCAGTATTGTATATCTCCATATACGGAATATAATGTTAAATGCACATTAAGCTACATGTTGAGA
GAAATATTATAGACATGTTGGTTTTGAAGCTGTAAACAGCTGCTGTGAGTAGAGTTGATCTGATATGGGCAT
GAGATGATGTCATTTCCACACCCTGAAAACCTCTATGAAGAACCTGTGAGTGTATTATCACCATCAGTGGAA

CTGATGTTCTAGTAGTGGCACCTTGAAGTTGGTCGGGTCTATTCTGAGCTGGTAGGCATGCAGGGTTTGCAGG
GGAGCCAGGTTTACGGCCAGCTGGCTGATGTCTTTCGCTCCCTCTGCTATAGCCAGAACAATCTTTTTCCCAT
GAGAGAGCAGGTGAGCGGAGCGAGGACTGATGTCTAGATGGGAGAAGTACGTCTTGGTTCCTGGGAAAGTGGC
AAACATCCTGTGGAAGAATTGGGAAAAGTGTCTGTAATGATCAGTGGAGGAATGTAACATAAGTACATTTACTCA
AGTATTGTACTTAAAGTACAAAATTTGAGGTGCTTTACTTGAGTATTGCTATTTTTATTGTATTTTATACTTCCG
CTGCACCTTCATCTCAGAGGCAAATATTGTATGTTTTAGTCCACTATTTAACTATAAAGTAGTTCAAATGAGCT
TAACCAAAAACATGGTCAGCAGTAAAATACTATGTACACATAAATGCAGCAGTAATCCAAAAACAAGTGAACA
GTGAAGTTGCAACTAACTGAACACAGCTCGCGTCTGTATTTGACAACATGGAATGGGACAGGGGTGTGGAGTG
TGTAGAAGAACTATGTGAGAGGCCCTATGTACAACCAGTGTAAAGGTAACGAAAACACAACAATTCCTACAGT
TTGTTCTGGTGATTATACACTAATGAAAAATATACCTATGAACATTATATTCCATTCTGACAACAGATCCTC
CTCAATGTTACACACTGGACCTTTAAGTAACGGATCTGAACACTTTTTGTCATTGAAATACAAAAACATTAGCA
ATGGAACTGAGTCTGGCCACTCCTTTAAGTGTCTCATTTGATGCCATCATCATCAGTGGACTCACAGC
TCACTCATTGAAACATTTCACTGATCTTGATCAGTGCCAGCATCTAGAAACCACAACCTGAAGTTTCCGAGT
AAACCATCAACATCTGAGTCATTTTAATTTACATGGTGCAACGCTCTCACATTGGATTTCATTATATAAACCA
ACTGCCAAACCAATAGTTAATAAATAATTCACCAATGCTTTGTAACCATCAAGTCTGAGGTTATAAATGTCAC
AAACTTATTAATAAAGGTTTTTAATAAATAATTTTCTACTGACGCATGCTGGTTCAGCAGAGCTCATA
TAGCTCTTCATACCTATATTGAGCCTAATTTGTTTGTTTTTGTCATTGTGATTGAAGCTTTAACATTTACAAA
CAAAACAAAACCAGACTTTTGTCTGTATCAGCAGTTTATTTCAAACCCACAGAAAAGTTTCTATGTTGGAAATG
TCTTATGAACCTACCTAAGAAGCGCATCTGACCCAATATCGTCTGCCACAGGAGTCAGTCTCCCCATATTTG
TGCAATGAGGTCTTTCTCCCTCTTTGAGAGCATTGCAGCCAAGAGAGTGAGGTGACTTCCCAGCGGAGGTGAC
AGTCAGATTCACACCAGGCGACAACGATGTGTGCGTAAAAGCTGTTAATCGACCATTTTATCACTTCACTGAT
GGCCGCTGAACGCAGAAACGGACGCAGAGTGAAGGAGATGAAGTAATAATTCCTTCCCTGTGTGGAGAAAC
CGAGGTGTCTTGTGTTCCCCCTCCTCTGCGTTATCGGAGCGCAGCCGGGGCAGGGTGGGGGCTCCGCACTA
CTGCGCTATCTGCTGCTGTATGTGCGTCACACTGGATGTTTCTACCATATCATTATGTGGCTGACCTCAGTG
CAGCTGCAGAAGGGGGTCTTCTGATGCTGCTCAACTTATTTTTGTGTATTAGGGATTATAGGGATAAATAAT
GTTTCAATAGGTAAGTTTCATTCTCATTATTTCCCTTGAGTTATAACTGCTAGTTACTTATAACTCCACCTCTT
GTGTATAATGTCTTATTCTACACTTTGACAAGGAGGAAAATAGTCAAATGTGTGTCAGAGGCTTCATTGCAGT
AGATATATTGCAGTGTGTCAAGGGCTTGTCTGATGAAGTCTCTCAGCTGCTGCTATCTGCAGCTCCATAAG
CTGCTGGACAGTGGGTGTGAGGCCAGCCTGCATCAGATAACCGCTTCTGTGAGGACCATCAAGCTGCATCTCC
CAGTGGACTTTACCTTTTGTCTGTAACACAATATGTGTCTTTTATTTATGTATTTCAACTGAGAGCATCCTGCA
GAGGAGCCAGTGAGCGGAGCAGGATCAATAATGACTAGATTTTGTTCACAACAACAGGATCATTGATTATTT
TGTCAAATATCAACAGATATTAATTTAGGAATGTGTGAATGTCCACCAATATCAGCTGATATTATGCTCTTTA
GTGGTACATATTTCCGAACAAGGTTACAGTTAATCACATGTTACAAATGCCACATGGTGAGCCTGTCTACTG
GGGGCCCTGTGGGTCTGGGGTGTCTGGAGCAAGTGCCCTTTGCCCCACATTCATGATCTGGCCTTGATTTT
TAGGCCAGGTTTAGTCTGGAGCTGCATTAACAGGCTAGTGACAACTGATGAAGCACTCTTTTGTCACTTG
GACTAGGAAATGTAAAGACTTAGCAATGTAACATAATATATAGGCTATAAATGGAGCTGTGCAGTCGAATTGA
TTGACTGACCTTTTTACAGCAGCCATTTGACATGAAAATAGTAGGGTAAACACAGGTGTTACCAATTATACT
AATTAAGTTAAAGTACTTCTTTTAAATCTGATTTTAGGAAAAGTGTATTATTGGATATTATGCATATGCATA
AAATCTTAGTTAAGAAAAAGTTCACAGTATCACAGTCCCTGTAACATCCAACATCATAGCCCTCAGTTTACAG
CACTGCAATCTAGCTGCTGCTGGGGAGGTAACACAAAAACTGATTTCAGTGTTTTTGAGAATTGAAACAATAT
CACAAAAAATAAATAAATAAATAAATAAATAAATAAATAAATAAATAAATAAATAAATAAATAAATAAATAAATA
GAGTCAGTGTGATGCCATTGTGCTGGCTGGCTGCTGTAAAAAAGGTCTATTCAAGCAGTTGCAGGAACAACAA
ATGTCAGGTGTTTTTATGAGTAGAAGGTTGTTAAGGATGCCTCTATGAGAGAGTCAAAGGTTGGGGTGGGT
AAGAGAAGGAAGTCTGTGCCAGGGAGGTTATCAGATGGGAACCTCCCATCACCCCCAGCAGGCTCTGCAGCC
ATTATGATGACCTTGACACAACCCCCACTGTTACCCAGTGGAGTGATGAAAACACTGACTCAGCATAACGAGGAG
GTCTCATGTCCCTCACATTAAGAAAACTGCAGAGTCATGCTGTTTTGTCTCAAAGTGGTTCGACTGGTATGATAT
AAAGTAAGAGGTAAGCATTATTAACCACTACTTTGATTTGATAAAAAAATAAATAAATAAATAAATAAATAAATA
TTACATTACTGAACATTATTAACCTATTATACTCACTTTTGTGTTTTATATTGTATTGTATTGTATTGTATTG
TATTACTTTATTAATCCCACAACGGGAAATTGCCTTTTACAGCAGCAGATTTTACGTGAAATAAATAAATAAATA
GATATAAAAAAATAAATAAATAAATAAATAAATAAATAAATAAATAAATAAATAAATAAATAAATAAATAAATA
GATCAGGTGTTGTAGAGCTGCTGTAGGAGCTACTCATGACCCACAGCGTCATGTAGGGGGTGTAGAGGTGTT
GTCCATGATTGATGTCAGCTTCACTAACATCCTCCTCTCACCCACTTCTCTATGGAGTCCAGAGGACAGTCC
AGGACAGAGCTCGCTCTCCTGATCAATTTGTTGAGTCTCTATAGGTGGTATAGGTTTCAATTTTTATGTGTTGT
TGTGTGACCTCACCTGCTGCAGGTAACCTCACTGCTCCAGGTGAGGCTTGAACCTACAACCTCGGCATCAC
TCTGCAGGTTACTGTCTTATAAGTACCGCGCGCTGACCGATTGCGCCACTGGAGCACAACCACTGTCCCAC
TATCTTGATTATGCCACACTACTGATAGGCCTTGTCAAGTTAAATTTGGGTGGAGCTGCTGGGAGTTTACTG
AGGTCACCACCATCAGAAAAGATAAAGATTGAAGTTTTCTCTCCCTGAACAGAAATAAAAAATTAATAATATA
AAACAGGACTCCACAGCAAGTGCACATCCACACTGTCATCAAGTGGAACAGCGGTGTAGGTAAACCAGGGAG

GGTGTGGTCTCTCCAGCAGTTAACTTTTTGTTGTCTTGTGAACCATTTAACCGTTTGTTCCTTCCTTTTCTTT
CACTTTGTGGAGCAGGGAGGGAGGTTAGTCCCCTGGGCGAGATGCTTTTACTGCATGTTGTGGTTAAAGGTGC
TTGGACACTCCACTAGTCTGTCTATTTGCTGTGTTGCTGTGAAGCACTTGTGGTGGTCAGTACTTGAAGTTCT
CTTAGTTTTAAAAATCAAACCTTCTTTAAAAAGTGTTTAAAAGTAGTTATATCTATATATAACAATAAGGTTG
CAATGTGTCTATATATATGTCCAATACAATAAAACACTTTGACAAGAGGTCATTCCCAGAACCTTAAGTGTAC
TTTAGGTACATTGTGCTGCTAATACCACCTCCACTGAAGTAAATCATAAAAGCAGAACTTTTACTTGTAAATGG
AGTATTGTTATATTGAGGGAGTACCCACATTTACACTGATCCATCAGTGGGTCAGTTTATAGAACTTTATGAT
GAAGTAATTGTTTTCCAAAAGCTGCTGTTCTCATCTGTTGACTGGAATCATACTACAAAAAAGTCCACTTAA
TAAAAACTTCTTTATTACTCCACAAGGTGGAGCTGTGAGGTAGAGAGTTATGTTTCTTCTAATACCACAGGAT
CTTTCATGATATTAGATTCTGCAATATATATTTTTGCTGATGTAGTTCATGTTAAATCAGTACTTAGGGATAT
GGACTTAAGGATGAAGATATATGTTTATGTGTGATATTTCTGAAGAACTTCAGAATTCACAGTTTTATTTG
TTTGTCAAACAAATAGAAGAACAACAAGACTTATAATTAATCTCCGGTAAAATTCTGATCCAAATATTCTGTCA
CAGCATTGTATATTGGTTTTGGACTGGACTTCACAGTGTGTTAGCGGGTTAATTACATGCCTGAAGAAAAGTA
TTTCATATTTTCAATTTAGTGTAGTTTGATTTATTGTTGTGGCCACGAGTTACAATCACTGTAATCCATCACA
GTGATCATCTTCTTCCCAAAGGTTACACTGTCTCATCATGTGGAAAATGACAGGCCTTTTTATTTTAAAAAGT
CTGCACCACATTACCACGCTCAAACACCGCCAAAATAAAAAACAGATACAGTCTTAAGTCCGGTGAATAGCTAT
TCTACTATGTCCCAAGGCTCTGCAATTTGAATTTTCATATGGAATAATGGATTAACATTTATAATTAATAAAA
TATAAGTTAAACACTTTAGTTTTTGTAAATGGCCAGCACTAAGGTATACATGATTTGCTAAAAATGAGCAAC
AACATGCAAAAATATTAGTATGGTCTTTTTAAAAATAACCAACCAGTATATGACTGTATTACATCTGTTCCCTAA
TTTTTCTCTGAACCTAAACCATTTATTAATAAAAAAGTTAATATAACAGCAAGAATCAAAGACATAAGGTGG
AAAAGGGTGATAAATTCCTCATTTGAATAAACAGATTTCTCTGTAAAGTCTATAAAAAGCTTCCATAAGCATGA
AACGTACCTTTGCAAGTCTCTCCTGTTTTCTGCCGAGCTGATTATCCTTAAAGCTTGTTTTCTGCAGCTACG
CATTGTAATCAGTTTTTACAAAAGGAAAGCAGTTCTCTGTATGTCCTGCACGTAATGTGACTCTCTTTCAGTG
TGCAACACAACAAGAGCAAAAGAGTGTGTCAGTAAATAGTATTTAGAAAACAAGCCTTCATTGCATAAGATGCA
TTTAGGCAGACATTTGTATGTACGTATATATGCACCTGTGTGAAGTGAGTGTGTGTGTATTGTAATGGTT
TAACCTGCCAAACATCCTGAAAAGTTCGGCTGACAAAACAATACTAAAAGTAAAACAAAATGCACCAAACCT
CCAAAGACACTCGACCCGAGCACAGGCGGTTTTCTCCTGTCTTTACTGGTAACTCACATGTATAAAAAGCTCAG
GCCAGTCCCTCCCAGCACTGGCCGGTTTTGTGCAAAAAGTTTGCCAAGAGTGTTCCTGTGCTGGTCTCCAGGA
CTTTAAAGCTGAATGTAACCGAGCAACTTGGACCTAAAACAGGCAGAAGGAGGAAAACACAGTCTCTCTGCAATG
CTCAGGACACACAACAGACACAGATGCTTACCCATTCTCACTTACACCTTCACACACACACACACACACACA
CACTCACTCACACCAAT
GATAGCTTTCTGGAAGGCTTGTCTGAACTTTCCACATGAATCATGTATTTTTTTTATTTAAGCATTCTTGT
TAATCAACCAGTACTTTGTGTTAAACAGGATGGGCTGTTTTGTTATTGTGTTATATTATATTATTATATTC
ATATAGATTTCTCAGCTCAACCCTAATATCAACCTAAAATAGATAATGTAACAATCACTTTGCAGAGCCAAA
TCACACATGAGGAGTGGAGTTACAAATGGCCAAAATCATGACAAACATATCAAATGGTGAGTCTGTTTACCA
AGCTGAGCAGTTATTGCCCTGTCACTGAAGCTAACAGGTAAAGGTGGCACATGTGACTGACGACATTCCCAT
CCCATGACACCTAGCCTGTAGTTTTCGCGCAGGTCTTCTCACTTGCCTATGTAAGAGTGAGTGGCTAATGGT
AGTGCTCCATCCAGTTACCCACTCCCAGTGTACTACTAACAGACATTAAGGGGGGAAGCAATGCTCCTATGA
TGCTATTAGTAAAATCTCCACTTCTCCCAAGCTTGATCTTTCCTTCCATATACACACTATGCACATTTCTG
CATTATGTGATTTCAAATTAAGTTAAAATACCTAAAGGTAGCAAGTTTTTGTAGTATGCTCCTTGTGTGCTG
CAGAGATCAAAGCAGTAAAAACATACTGTATCTCTTTACATATGTGCACACACACATCTGTTTCACTAGCAG
TGGTAGAGCTATTGCAGAAAACCAGATGCTTTTTTAAATTAACCTGGTCAGAAAATACAGATAAGTGTCTCAT
CTTCTTTCTTTGCTTTCTTTTTTTTTTAAGTGGAAATCAAGTATGTGATTAAACACTGAACTCAATGGTCT
TGTGAGATAAAGCAACTGGGGGGTAAATGTGATTTAATCTGATTGTTTGGGATTTCTTAAAGTGAATCTTAGG
AAATCATTTGCAGGCATTTTGGCAGCATCCTTCCAAAGATAAACAACGTGTTCTGCCAAAATGACTGCAAT
GTTATTAATGATTCACAGAAGTAAGTACTGATGACTTTCATCATAATACGCTGGAATGCATTTGTGTAATTAT
GATTTGAGTTTGAAGTCAATGTTACACCCTGAGCAAAGTAATGAGTTCATGATGGTACAGCCAGATGCACCTGC
CTGTATTTAAAACGTCTATTGCCATAAGGCGTGAATTATAACCTTTAATTTTTTCAGTATTTCATCACCAC
CAAAAGGGGAAAATCATCCCTACCACACCCAGAAACACCTGGCCAGGCTTGATAGCGAACAATCTACAACCA
CGAAAATGATCCTTTGTACCGAGCCGTATCTTTTACATCTGACGACCACATTGTTGCAGGGACTGAACGTTG
TGTTGAGCGGTGCTGATGAGTGATGGTGGTCAGATGAACCTTTAAAGGTGGTGTGTGGCTGTGAGGTGGGTG
AGGGTTGAAGGAACAGGACACCCACCCTGCAGGGGAAAACGGTTTACGGGAATCCACAACCTGCAGCACCGCC
CAGCAATGCTGAGAGAGTCTCCAGGACAAAACATCAGGCTAAAGTAGACAGAAGGCACATGCAGCATTTCAG
AGGGACAAAGTGACACTGCTATATATCAATGCATGAAGTTTATTTAATGTTTTTTTTTTTTTTTTTAAATGGGTCA
GTTCTGATGTGTTTGTTCAGCATTTCAGTACCTAACTTTCACCTGCCCATGCTCATTTGTGAGTATGACAAAC
AGTGTGGTTTTAGGGTTAGGGTTGAGTAAACATGGAGGAAAACATTTACATATTCTAATTAATATGTATTTAA
ACTTGCTTCCCTGTTTGTGGTCTGTAGTAGACTAGTAATAATCATGTGATTTGTGTCTGGCACTTCTTTTC
CACAGAGTTTTGGTGAGTTTAAAGTTGCATTATCATTCTGAGGTTATGAGACATCTTTGAAGATGTGTAATAT

CTAAAACAGCTCAGAATTCTGCTTTAACTTAAGCCGCAATAAATACCTACAGTATCTCCAGTGATGAAGACAA
TACTTCAAACATAAAATTTGCTGTCAAGAGCAAAAAGTGAGTAATACTTAAAGTTTTAAAGGACCAGTGTGTGG
GTATAAGTGACATCTAGCAGCGAAGTTGCAGATTGCAACCAACTGCGGCCACCTTCCAAGTGTGTAGGAGAAT
TTACTGTGGCCAGAAAATGTAAATGGCTGTATCTAGAGCCAGAGTTTGGTTTTGTCTGTTCGAGGCTACTGTAGA
AACATGGTGGTTCAACGTGACGGAAGAGGAATCACTCCCTCTGCAGATAAAAAATGACTCATTGTAAGGTCACG
AAAACACAACAATTCTTATTTCTAAGTGATGATACACTGATGAAAACATACTATGAATATTATATTATATTT
CTGCCAATAGATCCTCCTAAATGTTACACAATGGACCTCAAGAACTCAAGTATACTTGCAAACCCAGTGAGTA
AAAGAAAAATATCCACAATATTAATATTTTTGTTTTAGATTAGATAGATACTATAGATGGAAAATACAGTAAA
CAGATTACCAGTCTTTGCTACTCCTGAAGTGTGTAACCTCTTAATTACAACGAACCTGTTTTGACAGGATG
CACTCGCCCTAACTCTTCCCTGCAGTTGCTCGGTATCACCCTAGGCGGCACCGTGAGGTGCGGCCGGCGGAGC
GGCAGTCAGTCGGTCAGTGTCTCTCATCCAGCGCGGCGGAGGCGGCGGCAGCGGCAGCAGCGTGGGCGGAC
CGGCAGTCACTCCACAGTCAGACCGAAAGTCTGTGCCGTTGAGGCGGGTGGACAGCTGCAGAGGAGCCGGTGT
GCCTCACTCAGAGCAGAGGTTTTAACTCGGCTGATATTAGACATCTTTATGGCACGCGAACACCGCCCTCACTA
ACATCTGGAGCTCGCGCCTGATAGTGAAACTACTCTTCCCTCGTGCCCGCGGGATGTGAGGCAGGTATATAACT
TATGAAGTGACCGGCCGGCGTTAGCAACTCACCGGTGGAGCCGTCGGTGCCGTAAGTGGGCTGCAGGAACCGGA
CTCAGTTTGAAGGTAAGCGAGGGGGAACACTGGGTGTATTTACCGAGCCTGGTTCGCTCTCACACCGGCTGT
GAGTCTGTGCACTCCTCGCTTTTTGTGCTTACCGGTGCAGGTTTTGCAGTGTGTTTTATTTATTTATTTATTTA
TCTTTTACCGGCGCTGCAGCACACTGGGGTTTTCTGGGTGGGGTCTCACGGGGGGGGGACACCCATAGGTGAC
AGTGTGCTTAATGCACGTTGGTCAGTAGGGTAGAGTTTTACACATGTGCGTTGGTTGCCTTTCAAATTAATA
CGTTCTTGTAACTTGTGTGGTCAGGTTGTATGACAGGAGTCAAATGCTGAAAAGTGAGAGGAACAGGTGTGT
GTGTTTGTGTGGGTGTGTGTGTTGTGTATGTGTGTGACAGAGAGAATAAAGCCACACACACACACACACA
CACGCAAGCACAGGGTCTTATTGCCAGGGGTAGCCTTAGATTCAAATTCCTCCTTCCCATGATTCATCTTCAT
TTATTGATGTCTTTCTCTACTGTATGGAAGGCCAAGGCTTGGGGAGCTTTATCAATCTGGATCCAATGAAGTG
TCTGTGTGTGTGTGTGTGTGTTGGGGGGGTTGAGAGTGAGAAAAGAAAAAGAGGCAATCTGTATCGTTTT
AACCCACTGGCAAATCCCTCTATATTTCACTCTAAAATGCTGTAATGAATCAAGTCAAACACACACACA
CACCCACACAGGTTAGAGAGATAAATCGATTTGAGAGGGCTTCAGGCTCCGGGGCTGCTGAGATGAAAGGGG
CACTTTCTTTTGCTGGCTGTGCAGAAATCCCAAAGAGACAATTAACTACTGACCCGTGTCATCAAGGATTTG
TTTTGGCTTCCCCTTTGGAAAGGTGGTAGGAAGCAGACTTTTGGGCCAGATGGCAGGAGCGCACATACACACA
CACACACACACACACACACACACACATACACACACACCTGGAACAGCCAGTCAGAGTTCCTTCTTAGGGAGAC
CGGATTAGTGGCCAGGGTTTTGAACCTGTGGCCTGTTAATGATGAGTTAACTGACACACATATCAGTTTGTAGG
TGCTTACAGACTCTGTTCTTGTACACATTACCAGCATTCCCGCCCTTTTTTGTAAAGTTAGGTATAGAGTTTAG
ATGATGTAAGTACTTAAATAAAGGCTCTAAATAGTTCACCTGTTGCTGAAGTGCCTACAGAGACTGTTAGCTG
CTTATTGAATGTTTTATTTTGGAGGGAAAACACAAGTCTTTCAGTAACCACGATTTGTTGAACACTGGAATAT
TTTCTGCAAAAATATTCAAATATTATAGCAATCTGATTCAAATTTGCAAACCAATACCTCTGGCTTTACATT
CAGAGTGATTTATTGTTTTTACCAACCAAATCTCCAGTTGTTTTAATTTTGCATGTAAAAGCTTCAAGTCAA
GGTGACAATTTTAAACATCTGTTTTGTCCGATCTACAACTGAAGATCTTTGGGCCAAAATGGTGTATTCT
GCACTACTGAAACACAGCTATTAATATTATATCCCATTCCCTGCAAACAGATCCTTTGAAATGTTACACACTGG
ACCTTTAATTGTGATCTGAAAAGCAGCACTGCTTGTGAAAATCACTTCTTTTTTGCATTAACAGTGTCTGA
CTTTGACACTTAAAAATTACAACCTGAAAGTCTTCTCATTTGCTGAAGACAAAAGTAGAACGCACTCAATCAC
ACGTAGCTCTAAACAGGAAGCTGACAGCATCTCAGAAGATATCTCCTCTGGTGTGAACCATCGCTCTGTGTAC
GTAGGTGTAATATGGTAGGTGTGTGCGTGCAGGCTGACATTTGTCAGGTGTGTTTTATCTCTTCGCTTTTT
TCCTCTGGTGCAGTGCAGGCTCTGTGTTCTGCGTGTGTTGAACAGGCTGGATAGAAAAGAAGCGGCAGTGACAG
TAGTGGGTTTAAATTCATGGGCTGCTGCTCTTAGAACTGAAATGCACCTTCCCTGTTTAGAGTCCCTCCGTCGGG
GCATCAGGGTGGAAAACCTGGTTTTGGTTTTACAGGAGCCCTCCAGCATTATCAAAATGCATTTTTTATGGCAGT
TTGCCACAAGTGGATCTTCTTCAGGGCTACAAGCTGCACTGTTTTATCTTTCTTGTGTTTTGTGCCACTACT
TGCACTGCGCAAGTCCCTTTTTTTCATCTAGGATCTGCCTGTCAAGAAATTCAAATAGAATTTTACTCAAGT
TAACAAAAGCAGGAACAACAGCATGTATAACTGTGAGTTGTACCAGGAGATACTCTCAATATCTTACTCAG
CTTTAAAATGCTGCAAATGTCTGATTTGTTCTACTCCTCCTAAGGGACATAACCCATATCCAAAAGTATTGGT
ACCATTTTGGTTACGTTGTTTTTCTCCTTTTTCTTTTTCTTTTTTAGGAATTTTGAATAGAAAGAGACGGG
AAAGGCAAGGGGAGTTATGTCTTATGTTTTGAAAAGATGGAGGCATTTGGACGACTGTTGAGTATTAACAA
GTTATAAGAATGTGTCTGTGAGTGTGAGTAATTCACCAAGGAGAGTGTACTTTCATATATCTTTGTATGCT
GACAGTCTGAGCTACTGGATACCTGAATCTGATGTTATAATTGACTTACGAAGTTTTTATCAGTTGTCTTCA
CCATGCTTATTGATTGACACTGTGGCAGAAACCACAGCTCCATCAGAACCACAGTTTTGATGTGCACACATGT
GTGGAGTTTTCTGTGGTTATTTGCAACTAAGTAGCGCTGGTTGCACAAATATGATTGACAGTGACGTCAT
AGCTTCAGCAGATGTGCGTTCTCCAGCTGCCGCGGGCAAGGAAATAACTTCAGTGCACGCTATGAAAAGTGAA
ATCCTTTTGTGTCGCAAAACAACAGACATCACGGTGCAGCTTTTTTGTCAATTTACATCAATTTGATAATGCGTGA
TTTTGGGCACACTTTGAGATTCTGCATGAAAGATTAGCAGTGTGAGGACCGCTACTAGGTTTTTGGAAACAGAC
TGACTGACAGGTGATGGCAGGAGTTATTGCGTCTGTCTGCAAGTTTTGTCTGTCCCCGAAAGACCAAAGATC

TAGAGCACTGGTTTTGTCTTGTGCATCAGTGCTTCATCCCAGGGGTAGAAGTCTACCCTATACGTGCCATGTGA
GGTCCATTAAACTTCTTTTTGCACCTCTAATATAATCTATAATACCTGGTAAATCTCCTCAGGGCACTGGGGA
CTTGAGGACACTTTGGCCTCAATTACTCTACTGCATAAGAAGATAATGTTGAGAGGAGATATCGAAATACAGA
GTGAAACTGTGACAGCAAAATATTTCCAGAACACAAAAGAAAACATGTAACAAAAAGGAAATGCTTTTCACTTTT
CACAAACCAAGTTAAAAAGAAAGGACAGAAGAAAAGAGATAATTTTTTTTATTTCAGTAGTAAAAATAGCACG
CAGGTATGAACTTGCTTTTCTCTTTTTGTGTCACTGTCAATTGATATGCATGAGTGTGTGTGTGTGTGTGTGTGT
ATCTGTCTGTCTTCTGGAGGCCATTCTTGTTTTTGATTGAGCAACACAATGGGTTTGGAAAATAAGAAAAACAA
CATGTGTACACAGAAACAAAAAGGAGTGAGAGAGACAAAGGATATGAAGCATATGAAATAGCAACGTGAAAGG
CAAGAACAGTTCACATTTCTGTGAGAAAATGGAACATAACATACCTTCAGGCAGTTAATTGGAGGTAATCAGTGT
TAGCAACGCTGAATGAACCTGGTTGCTTGGAAAGTCTTTGCTGTTTTTTGGCCCGAAGGGATCAATTTGCCTCT
GCAATAGACCTTTTTTACAGCAGCCATTTTGTATGTGAAATAATAGGGTAAACACAGTTGTTAGCAGTGATACC
AATTAAGGTTTTTATTCCATTCAGGTCAAACAGAGTCAGGGTGTCTGCTATTGTACATGTTGGCTCACTGGAAAG
GCTCTGCTACACTAAATGGAACAGAGCATAAAGTAGTATAATTAGTAACACCTGTGTTTACCCTACTATTTAA
TGTCAAAAATGGCTGCTGTGAAAAAGGGTCTATTTGTGCTAGTTCAAAGGCTCTTATTTAATAAGCAAACCTTA
GAAAGCGTTTTTTTAGGTTAAACTGCAGCTAATTTGGAGCACATAAACTGAAATACAGAAGGGATTGTAGGAC
TGCTGTGCTTCATCATTATTGGTTTATAAATCATTTCATACAGATAATGCTGCATTTATGTGATGATGCCACA
TTTTATATCTCTATTACCTTTTGTATCGCTGTTTCTCTGCTCTCTCTCTCTCTCTCTCTCTCTCTCTCTCTCT
TTCATCCTCTGCTTCATCCTGCAGTCTGTCAACAGCTACTACTTTATAACACTCGACTGGCAGATGGGAACC
AGACATCCTCTCTGCTGAGAAAACCTGCTCGGTCTTACAAGTCCCATACCCGGCGCAGGAGCTGAGAAAACC
ATTATACTCTCTCCAGTGGCACTTTTGGCAGTTGAATGTGCCACGAGGTGTTGGAACAGTTGGAGTGACGAAT
GGCAACGCGGGCTTTTTTCTTTAGGGAGTTTTTCCATTAGTCATTTCTGCTGTATTGTCCACAGCTGCCAGTG
ATTTCTTACTGTTTAACTGAAAGAGTAATAAATGAATGTGAAATGATTTTAGCCTAAGCTTTTACTGACATG
TTTTTCTTATTTTTGTTTTCTTACTGATTTTTCAGAGAACTAAAAGCTGCTATAATCAGTATTATTGTATTAACA
ATAAATCAGACGACTGAGTGAATGTGAAAGTGGTCACTCGTAGTGACAAAACCCACAGGAAATTATGACCCGA
CCCGTTTTTAGCATCTTTTCACTTTCATTTGTTTTGGTTTTATGGCCTGTAAGTGTACTGTTAGTTCAGTCTCACTG
CTCTTATCACTGTTGCTTTTTCAGACACAGCAGGCAGTACAATAAAGCAGACAAAAGTTAGCAACTAGCCGGTGA
ACATAGCGCAGCATTTAGCATCTAAAGAGACAGATATTTCCCTTCACAGAGCTAGAAGGAGAGGGAATTTTGG
AGTTAGATTCATTGGGACACAAACAGCACCCGAGTCTGTAAACTGTTTGGAAAGCAGGTTTAGCACATCAAAAT
TGAAAGGTGAACATGTATACAGCTTGTTCCTACTGCCCTATGTGACCACAACAGCCAGTTAGTGCAGGTTTA
AAGCTGCTGTTTAAACAATCTGCAGAGCATTGTGTAGTGTGCGAGAAAAGTATCTGAAGATATGTCCGAGCCGT
TGTCGTCACACACGGACGGGAGGGTTACATGCAGTGTGTCTCTGCAGCTTCACCAAACTAAACCTCCCTT
ACGGCTCAGGTAAACGAATGCAGATGTTCCGGTATGAATTAACAAGCACAAACATGCATGCGTATACACACTTA
TGCACACATAGTCTGCAGTCTTTTAAACCCTGCTGCAAGCCCACACAGTGAAACTATGCAAATGGGTGTACAT
GTTGTTTAGACATGCATGCACGAGGTAGGCAACTGTTTTGACCGAGAAAAGTAAATGTGTCTCTTCCACATCC
ATCTTCCCTCCACGCAGTGTGAGGCTGTTTATTCTCTCGCTGCAATGGATTTCTGTTGGTTTTTTTTGTCTCT
TCAGTTGGTGCAGCTTGTTTTTTTTTTTTTTACTCCTCCCTTTCTATCCCTTTGCTCCTTTTCACTA
CTCCCAATATGACATAAAGTCTCTGCTTTTTTTCATCTCTCTCCATCTGTTGTTGTATTTTGTCTTCTCTCTG
CCTTGATACATAACCAGGTCACTGCAGAAGAAGGCAGGAGGCCACAGCTCATGTTAACTGTGGTAAAACAT
TTCCAGCCCTAACGAAAGCATAACAGAAGTTTTGAACATTTATATTACCAGCACTGACCGTCAAATTTGATG
TGTTAGGACTGTTACAGGTGCCAGCAACAGTCCGCTGGAGGTTTTATTTGATAGCAAGACCTGAAAAGATCAT
GCTCCTTTTTTCTTACTTCTCTTCCCTGTGCAGACTGCTTTGTAAGAAATGTGTGGGTGTGAAGTGACGTGCA
GCGGGTCGGGGGTTTTGAATATTTGTGAGATAGAAAGCCACATGTCAATCTACAGTAGGAAACACTTAATAGCAG
TAGCCAGGCCAATCCTTTAATCATCTCCTAATGACTCCATGGGAGTCATTTCTCACTGTGAGAAAGATCTG
AGACTTATTATTATGAAAAAGCAGGAGTGGAGGAAGTTTTGGCTGTGGATTTTAACTTTCTCTGCTTTTGGCC
TGGTCCACGTTACCAATTAATCTCTCCTGCTTAGACGGCTGAGTGGTAGAGTAGAGAAATGATTGCGCCTA
GAGACAGACAAAGCATGTAGGACTGACCTTGACCTGCTCTGATTGTCTGTGCTACTGTATATCTCTTAAGCA
GCTTTTTTTATGCTGTGCCCTTATTTATTAAGGGCACAGCATTAAATACATCTTTCTTAAGCGTATGAGCTTTA
GATTCAGCTCGCCCAAATTTTAAAAACCACACAAATGATTTTTTTTATTATGGGTTAATCTTACAGAGTGAAT
GATGATATACTGTATTACAACCAGCCTGACCTCCACAACAGTGGTTCTGATGTCTATCATGCTACAGTAGGCA
GTGAGTGGAGTGCATGGCACTTGGGCTCTTAAACAGGAATGTGGGGTATTTTCTATCTGCAGTGGAGCCACAC
AGTGAGGCAGGTTGGACACAGTTGCAGAGCTAATTTATGCTAATTTATTATTTTAACTTCTAGTACTTTGGTA
AGGGAACCAAGAAGTTAGCAACCACAACCTTGACAAATTACTGATCATTGCATAACGTTGCAGAGTAGTTGCT
ATGATTGCACAAGTGCCCTCAAGGTGAACCTTATGTACCACACTCTGACCAACTATAATAGCAGATAGCATGCT
ATTCCAATTAGCTTGCAGCTTACATTTAGCATTTAAACATCAATAAAACCATCACATTCATACTTACTGTAAA
CAAAGGATACCGCCAGTGAAAAGACCAGGTTGTATTTGAATTTGCTGGGCTGTTTTATGGCACAGAAGAGAAC
AGGGTGAGGGCACTGTTTTTCTACTGAAATGGATTCAAAGCTTTTTTAGAGTTTCTCACAATGGCAGATGTTGC
CAGGATTGAAAGGCAGATGGAAAAACACTTTGAAAGTGTTCATCCTCTTCAGTAAAGTGAATGAGAAAACCA
AGCGTCACCAGGAAGTGGGTAGGGGATACAATGCTTCAAAGGCCTTTTTTGTGAGAGGAGGTACGAGACTTTTC

TGGGAAATATGGACTTAATTTCAAGAAACACAAGCCATGACAAAGATACTGGCTTATATGAAGCTATAAATC
TCTCAATCAACATACCGAGGCGTCACATTTGACGGTATGCACGTATAAAAATGCTACTTATACAGTAGCTTTC
AGTAGCTGCTTCCCTGTGTGTGTGGTTTTGTATGCGTCTAAGTGGGTAGGGACTTATGTCAGCACCCCTGTGCA
CTGATGTGTGTGCGGGGCATAGGAGCACAGTGGCTGATCGACTGATGAATTGCTCACTCTCGCATAATCTGTGG
TAACAAGATGAAAGACAGACGCCACAAGACAATCAAAGCAGCATTAGACAGATGGCCTCAACTCATTGTGAA
TCTGTCAGTAGATTATGGAGACTAACCAAGCTCTTTAGATTGGTGTGGCATTTTGAATTAGTGTGTATTGT
GTAGTCAGTGGCTGTTACCTTTTCACCTGTTGTTTTGCTGATAAGACTCAGTCTTACAATTTCCCAAATCCCAT
TCTCACTTTCCGGGTATGGATCCTGGCAAATAGAATTGAACATCAGATGCCTGATTGAATTCATCTGCATATG
ACTGCAGATATAGGAAGATCAGTGAGTTTGACTTTTCTCTGTAGATGATGTTTGAAAGATTACAGGAAACCGT
TGATTATGTAAAAAGGATGACAATGTTGAGTCATGAAAACCACAGGAAGTCAACATATTAAGTAGAATTTGG
ATACAATATTAGCCAGAAAATAGATGAATGCTCCTCTGTTTTCTCTGCGGATGCCATTTATCATTTCATCGTTT
TGCTCTCTTAGATGATGATTTTCGTGTTTCCGTGTTCCATGGCAGATGTTAATCATTTATTATTTGTTTGTA
TAGGTAGCAGCAGATTACACACACACACACACACACTCCAGCAGGACTCTGCAAACAGAAAGGAAATGA
CCCCTGTGTTATGACTGTAACATCTGGCACAGAGGAGAGCCTAGAGCATAACATGGTCTGTGGTGGGGGGTG
GAGGGTGAAAGCACACGCCATAACTCACAGTTAATCTGTGACCTACTCATGCTTTGTTGCATCAGAGCAAACA
GGATGATGGAGAAAAAATGGAGATGTACAGTTTTTTTTAGGAGCTTGTAGAGGATTTCCATGAGAAAAAAGAT
TTGTAGGACAGATGATGACATATCACGTTCCCTGCAGATCAGAAGCTTTAGATTTATTTCTTTATGCTCAATGT
TAAGTTTTCTGCGTACTGGAAGTTGACATATCTAAAAATTACAGATTTAAAGAAAAGAAATAGTCTGACATTTA
GGAAAATACACTTCTTGCTGAGAGTTAGATGAGGAGATTGATACGACTCTTACGCTGTTCTTAATATGAAGC
TACAAC TAGCAGCCGATTAGCTTAGCATAGCATTAAAGCAACAGAGATTTGTTAAAATATGTACACATTCTGAA
GTGTAAGGTCTGTAAATAGCAATATCCAGCTAAAGTTTGCTAAAATTTGCTAACATTAGCCTCTGTGAGCTA
CTGGTCATACAGGACCAAGTAAGGCTGTAAACGCATAATTCCTGAATCATGTATTATCTTGATTAACGGTGTG
TTTTAATTGCTCATGAATTTGACTTTTTATTTGTA AAAAGAAAGATTTTTTTTTCTTTAAAAGTTACATAATCT
CACTTTAAACAAATAAGAAAATTTGGCTTTGGCGTTGATAATTGGAAAACATATTTCTAACAAAATAACTTTGG
GTAAC TTATGCACGTGTATTTAAAGGAATCAGTTAGATCCCATGACCACAACCTTCTGAAAGCACCATCATGAA
AAAAC TG CATATTAACAGAAAAGTTAAAATGGACCCAGTGGTGTGTTGGGCAGGTTGTAGTGCCTATTAGAG
CAGAACACTGGCAGTAATAAAGTTCAAACCTACCTGGACTGTTTGAGCATTAATCTGCCGCTGAGTCCCCAAC
CAATTA ACTTTGGACGTGCACTGGTAATTGTCAGTTTTACAGCAGCAAGTATCTGGCTTACGTAGAGTCTGCAC
AAAAGCAGCTAAAGTGACCAAGTTATTTGACTTTCTCTGGCTCATATACACCGTAAATCCTATCAACATAT
CCTAATAAAAAGAAGTAAGCTAACATAAACTTAATCCTCCAAAAAAGGTAAAAAAGAAATCACTCATTCCCATG
AAATAAACCCAACTCAAAAATAAATTAATTAATGACTGACTATTTAAAGGGCTTTAAATTTGTTTAAAGTA
TTGGTGATATAATTCATTTTTTTCCATTGACCCATTTTTTTAAAGTTCACTTTATATCCGTACAAAAGGGTA
AACCCCAAAGCCCCAAATTAATTGGCTACCAATTTAATAAACGATTAATTATAAATTTGTTTATTTAATCAGC
TGTTATGGTAGTGTAATGATTTGCTTGGAGAAGACTGAGTAAATCAATTTAGGTGCATATGAGTGTAAACAT
ACTTACTAGTTTTAAGTTCAATTAACGTATAAAAATTTGGTGCAATTTGCCAAGTAGCCTTAATATTAATAAC
TTGAGTTACTCAATTCAAATATTTTTGTTATGCTTACATGTTTGGAAGAAATACATTTAAATGGTTTAAAGCA
ATCGGTTTCCCTCAAAC TATTTGAGTTAAACTAAGTCAATCAGTTTTTACAAGATAGGCTTTTCAATAATGAAC
AGCTGTTGTGCTTGAAAATTCATGTATGTAAAAC TGAACAAGCAAGTAATTCACAACAACCGTGTGGTA
ATGACGGCAGAAAGTTACTTGGCTGCAGAAAAGTGATTTGCAGAAATCGGAAAGGCCCGTTTGGAATAAC
TAAACCAGTCAAAAACCACAACAGAAGCTCATAGAGCTTATGTGACTGACTAGCACTGTTAGCAGTTAGCTC
ACCAGCTACAGTAGTTACCAACTAGTCTGTGAGTTGTCACAACGTCAACAAAAGCAAATAATATGCAAAGA
TGCCTGATTCAATTTCAATTTCTGGTGTGCCTTTACTGAAATGGTTTGATTCAATTTATGCACTACAAAATAA
AATAGCTAGCAGCTAGCTTGCATCCAAAATATTTATACTACCATACTACCATGAAAAAATAAAAAAACTTTT
CTGTCACTCAGTATTCTGGCAGTACACGAGAGAGGTTTAGAGAACAAAAGGACAGAGAGAGCAGAGATTAGGT
TTTGGACTGCTTAACATAAAGGCTATTTGAATATTAAGCTTATTGACATGCAATCACAGTGAGTTTCCATGC
CACAGTGACTGGGCGCCTCAGCCTCAAAGACCCAGAATCAAGAAGCAGGACAAAATCTTGCTTGGGTGCAGAGG
GGATGCCTTTTTTTGTGCTCAGCACGTGAGAAAATGTCACCC TAAAAGCAACCAATTACACCGCTGTTCTGCT
GCAGTCCCCACATCAGTCTGCGGCACACAACGTCCACATTTCCCTGTAATACTTCTCAAAGGTAACAGTTTTC
ACTTGACTGAATGAAACAGATATAGATAATCTACATCGAAATCTTGTCGCTTGGTCAGTTGAGAAAATTGACT
TGCAAATAAAAATGAGGATTTGTTTTGGACCTTTGAGCTGACTGAATCTTACATGTTTGTGTCCTCCTCCTGAT
ATAAATCTGAGAAGATAAGGGGAGGAAGTGTCAAGCTGTGAGCTTTAAACATGTGCATGACAAC TAGACTGA
TAAATCCCAGCTGAGTAAAAAAGACATTTCTTAGATGTTAAAGCTGGGTAGTTGACTCCCAAATAGTTAATT
TTCTGATCACAGTTACTTTCACTTCCGCTCTGAGAATGAATACCTTGGTATCAGAGAAGCCACTTCTGCTGG
GTGCTGATGACACCAGCAATATCTTTGTCCAATCGGGGGT CAGTATGAGCCTCTGTGGCATGACAGCAGGGCG
ATGTCATGTGGTGTACAGCGCAGGGATTACAGCCCCTAATCTGCCTGTGCTGAAAACCTAACTAGAGAAAAAA
AGAGAGAGATCATGATCATGAAGTAACAAATGGCGGATGTCGGAGACAAGATGAAAAAAGAGGAGATTGATTT
CGGACCAGACGGCATCTCTTTCTTTAGCCGATGGAGA ACTACAAAACCTGACGTGTGAGACTGAAGCAAGG
CTGTCAAGTGAGTTTATACACTCTATGGATGTGAATATGTATACTTTGTGCATATTCATAATTTGTATAAGTA

CATCCGAGTGTGTCTGTGCTCCTGTCAGCATGCACACAAACACACACCCGGATCACCACCACAGAATAAGCAAA
GGATGTGGTTATGGATTGTTCTGGTGGAGGTTTCTATTTGCAGGGGTGTGTTTATCCTCTGTGACCGTAAGGG
AACGCGCAGGCTTCCACATGTGACCACAGAGAGACCAAAACACTGACATGGGCAGCAGAGAGGCCAAAAGGAAT
TAAAGTCAACTTTGTGTAAGCTGCCTTTAGGCTCAGTCAACATGTGTAATTTAAACATTATACACCGTGGATC
AACAGTGTATCAGTGAATGCAATCTGCGTCTCTCACAAGGTGTTTGTTTAATCAGGACTCAGAGTTTAAA
GCCACTCTGTCTACTTTTTGTATGTCTTTATTGCATCTTTCAAATCATTCTGCTGGCAGCAGTTTTTTCCTCCTT
CTTTTTCTACAGTCATGTTAGCGGCTCTCTGAGGCTGTACTCTACAGCTAAATGCTAATTCATCATGCCAAC
AAGCTGATTTTATACAAGTATAATATTTGCCATACTCACCATTTTAATTTAGCACTTTAGCATGCCAAATTTG
GATAATTATTACAATACACAAAGTCTTGTGGTGCATAATGAGGACGCTAGAGGAAGAGTTAAAGGTGGGGTCA
GTTATTCTGGACAAAGATTGTTGATTGTTGAGTCTCATCCCCGGGTATAAAAATACAGATGCTTGGCAACCC
AAAGTGTGGCGACCTTTGGGATCACCAAAGTTATTACAAATTTGTCACTGATATGGTGGCGCAAGAGTAATC
AACAAACACACAGTAAGTTTCCAAAGCAGTTGATAGACCAGCCAATATCGCTCTACAGACTCTACATCTAAA
ATTCACAATTTTGCAGTGTAAAGTGCAGTATCAGACACTGTAGAAGAGAGAAAATACAAACATCCACACCT
CCAGTAACCTCAGTAGATCAGTATGTGATGGAACAAGCTGTGATGTGTTTGACAGTTTTCGTTTTAACTAAACCG
AAACACGTGCCAGCTCGTGCTCTCGTTGCTCTATTACTCCCATCCATAGCTGAGCAATGTCACTTTTGTATAT
GTCCAAACACCCACCTTTTACTAAGACTGAGAGTCACAAGTTCACACCAGTTCTGTAGGCATTGCTGCACAGC
CACCTGGGACATGTAGGAGATCACTATTTAAATTGACATGGCAATTTGCATGAGAGCAAGTACAATAGAAAAG
AGAATACCATTAAGTGCAAAAATAAGCACCCAACTAACTGTATTTGACAAGTAAGAGTATCCAAAGTGAGATC
TTTCCCTTAAGGATGTAGTGCAAGTGTGTGGGTCGAGGTTTGGAAATCGAGAAGTCCCTCAGCTGCCGGTGTG
AATGTCTTTCAGCTCGTCAGACTGGCCAGAAGTCTGAATGTCCGGCTCCAGCACACGTACGATGGAGGAAAAT
ATTGTTTCAGCTGATGGCTTTATGGCAAAAGAGGAGAGGCTGTAATTTCACTCACAGCAGTGAATCAAAGAATG
ATTCACAGCTGAGATCTACAGGAGCTCCTCGATGGTAGTCGCTCAATGCATCTCAGAGCAGATGCAGATGTCC
TATTATCCAGTAAATAGCCCTTCCACTCCTGCTCAATGACTTCCCTTTGGCCCAAGAGACATTTTTTTCACATT
AAATATAATTTGATAAAAGTGAACGGGGTGTGTAGACAGATGATAGAGAGAAAACAGACCTGCTATAAAAAC
CTGAGATTTCTTCCATTTTGCCTCCAAGAGATGGAATGTGCTGAATTATCTATGTTTATTATTTGTCTGGAG
CCTAAACTGACTGAGGTAGATCGATTATCAGTCAATATTAGCCTATTGTTGGCTGGTATTTAAGAGTTAACAG
TAGAGGTAATTTAGAAAACAATGTCTCCATTACAGATGCTGTCCATTGTATTTTGTATCAGTTTTTAAATGAT
TTTTTAAAGTTGTATGTGTGTAGCGTGTGGGATGGCAGACTTTCACCTCGTTGTGCAACCTTGTGTGATCC
TTGTATTGTTATTGGCCTAAAAATAAAATTCAGTATGGGCTCTGTGTTGGTGGCCGGGGATGAATTTGTGGTG
GTGAATTCAAAGCCTCAGCGCTTTATGCTATTAAGTGAAGGAGCTATTCAGTCATGATAAAGTGTATTGTTA
CTGTGTGGCACCCGGTGACACAGTAAGCAGCAGAAAGGCGCTGAGTCGGTGTCTCACCTGACGAGCTCAGCACC
TTTAAAATGCACAAGTCAACGGGAAAGGAAACGATCATGTTTGTGTGACACTTCGTACCACCACTACAAAA
ACTGCCTCACTGGCTTTCATAGAGACGGAGAGATGTCTCATTGACTTCCACTGAAAAGAGTTAAGCAGGAAAAAC
CCCTTTCACTCTCCAAATGCCTTACTTTACCCATAAAACCATTAACCAGCAACAACAGGATAAGTGGAGGCTT
TGGCATACTGTTCTGTGGCTTCCCTCTGTTTGTGTAGCTCAGTTGTTTCGATCTATCAAGCTCTCTCTGTCTG
ACTGTGCTGTAGGTGGCCCGCTACACGCAGACCACTGATCCTTTTATGAAAAACACACTCAACAGCAAGTA
ATAGCATCCCTTTCTGTTCTGCCTGTCCCCGTTCACTGAGGGCACATGTGCCTGTCTGAGGATAGGAGGGGAG
CCTTACCATGAGAAGCCGAGCGCCATCTTGTGGTGGTGAAGCATGGTTACACTACTGGCCTCGCAAAACACT
ACTGTATTGTCTTCCCTGCACAGGCTCCAGTGGCGCAATCGGTGAGCGCGCGGTACTTATAAGACAGTAACCT
GCAGAGTGTATGCCGAGGTTGTGAGTTCGAGCCTCACCTGGAGCAGTGAAGTTTAACTGGGCTCTCACAGGA
GAAGGTCTGACAACCTTGACATCAGTGGGAATGAGATTATCTGCAGTAATCAGAGCAGACAGCACTTGTCAAT
GTTGAAACCAACAGAAAGCACTTCTGTTCTCCTTACACACAGTCACTCCACCTTACTGTATATTGAATGCA
TTTGAATATTTATATCTCACTAAATTTACACATTGTGAAATTTATCAGCTGTTTCAAAAAAGGCCTTTTTGTG
ATGACACCACATTAATAATAAAGACATGTTCTTTTTATTTGGGGAAAAGCCATTTGGCTCAATCCTCTCTCT
ATTTACCATGCTGTAAACCACCAGCCAACCTAGCTGTGGATTTGTAACAGCTAGTAAGATCACTGCTTCATTC
CTGTTGACATGTCAGAGCATCAACTATTAGTTTTTACCATTGAGGTGTACATAAAGATATTTTATGTAATCTAG
TGGCCACCTGGTAGACAGGTATGAGATTCATTGAGAATTAACCTCACAAATAAAAAATGCATGTCACTCCCCCTT
TCCTGTCACTATTGATTAAGCCCCAAAATATATTAAGAAAGACACGTTTGTGCTATGGTGTGACACT
TTTTTGGAGTAGATGCTGAGGTTGGTGGCAGACTAGTAATTAGGATTAAGCTTTTCCAGGCATTTGCCTCCA
CGCTGTATCTGTCTGAGCCCAGACCATGCAGAGACATGGAATTACTGGTGAATTTGTGCAACTCTGTCCAGTG
TCTGTAATTACTCAACAGAACTGGTGTGTTTTGCTTTTGGGCTTTTGGCAGCATGTCTGTGTAACATACTGT
ATTTTGGCTGCGTGCCTGTCCCACAAACCTATTTCTTTTGGTGTGATCCTCCAGCTGGCAGGCGTAGGGGGA
GCTAGTGAGCATGGATGAGCCGGGCAGCAGGAACAGCAGCCTGCAGAGGAAAAAGCCTCCATGGCTCAAGCTG
GACATCCCAACCATCCAGCTGACGCTGACGACGTGCCACACTTACACAGGTAGATACACAAGGGTAAAAATA
CAAGTCAGAATAGTAAACTGTAGTCACAGTAGTTTAGACGAGTAGAGGAACTACTAGAAGTCTTGTACTTGT
TTTTTTTACATTACATACTAAGGCATCATCTGTTTGTGTGTGTGTGTGTGTGTGTGTGTGTGTGTGTGTTA
CAGCCAGTAAAGCGCTGCGCAGTGTGAGCATGCCAGGGGAAAACCTCAGACCTGCATCGCTGCCTTGGAAA
CTTCCAACAACTACCTCAGACCTCCTCTGGAGAGATTGCCCTCCTTACACAGTCCATCAAAGGTTAGACAC

TTGTTATCTGTATTTAACAGTTAACCAAAGTGAGTTATTGTTCCGTTATCGTCCACTCTGACCTCCTCTTCT
CCGCTGTCTCTGTTTACATCTCCTGCTCAGAGAGGCCAAGTCTGACTCCCTTCTCGGCTTTCTCAAACCTGTC
TTCTTTCTAAGAAATTCCTCTCTGGAGGGACAACAATCAGGGCCACGCCACCCCTCCCTGCCCTGTGCAGC
CTTAAAAGGCATCCCCAGCTGGCGTCTTTCTTGATGATGAAGCTCGAGTGTATTACTGAGCGCTCTGCTCT
CCAAACAGTTTCCCCAGAGAGGCCCTCCCCGAACGCACAGCCTGGCACGCAGACGCTGTTTTATGGAAAAA
AGGGACCTGGATGCACACACCGAATGCACATTTATTTAGTTTAAATGAGAAACAAACACACACAGCCATGTCA
GGTCATCAGCTGCAGGACTTTGAGGCAACATCTGCTTCTTTGCTTCTGACAGAACAAGGGCAGTAGGTTATG
TAAGGATAAAGACAGTATTTTTCCTTCAGCCTCTCTAAGCTGCACACATAAACAGAGAAAAGCTAAAGATAGG
GAGAGAGACAGATAACAGGAGGGGAGCTGAATTTATGAGGATTTCTCAGTCTGATATGTTGACATGTTGCACAA
CAGACCTTTATTTAATACTACTGTCCTGCTGCAGCCGATCATAGTCCCTCACTGTGTACTGCGGCTGTAGAGAC
GCCGCCCATATTTTATCTTGATTTTTTCATTATCCAATCACTTATAAACTTTATCCAGAATTACGTTTAAATCT
GATCCATGCTACTTAAATAGATCTAATTTGATGATTTTTCCATTCACCCTACATGCCCATTCATCTTTCTTT
TTCTGTCTCAAGTTTCTGTTCTGTGGCAGCTTAAAATTAATGCTTTATCAGCTATATTAACCACACATGTTGG
CTTTTCCATTTAGTATTTAAGGTACCAAAGAGAAGGTGTAAGGCTCCATATTTAAAGAATGCGAGACCAGATG
CTCGTTTGAGATGTACGGTTCTTTCATCAGTATGGACAAGAAAGCAATCAACCAATGAACCATTTAACTCGT
CAACTAATCCCCAACCAACAGCTGCAACCAATCAGCTAATCAGCATATTTGTTGTGCTAATCTGGCGGGATGTA
TGGCTCAGGCTGTGCGACAATACGGTGCCTGTGAGGGTTTTCTGAATGCTGCGCAGATTATAGACAAAAACAG
AAATAAGATAAAACAGACGACAAGAGGACAGCGTTATTTAATTTCTTTTCTTTGAGAGTTGACATGAAATTT
CTGGTTTAGCCAGTGTGAGTGTCTTTGAGATGAGGCAGTGTGTTGCTTGTAGACAGCCTTTACTTTGCTTT
TTTTATTCTTTAATAGCTACCTAAGTTGTAAAGAAAACTACAATACTACTGAAAACTCATGACATTTCCCA
TCAGCCTCAGCTGTAGTTTGTGTTTTATGCTAATTAGCAGATGTTAGCGTGCCAACACGAACATGGCAAAACAA
TATAACAGCTCAGCATCACACGTTAGCGTAGCCATTGTGTTGTATGTTAGCATGTGACTTTAGCATTGCTG
TAGAACTCAATATCTTTATTTAAGTCAATTTCTCGAAGTCTGTTGTGATAGTTTCAGGCTTTGAAAAA
TAATTTCTATCCATTTCAATCCCTTTTCATTGACAGTTGCTATCTGCTAACCAGACTGCGTCTTTCCCCAGGG
GTACGGCTGACTGGTTTTGGGGTGAGCAAAGACAGCGACAGCACCAGCGATGGAGGAGGAAGAGCCTGCAGCA
CTGCAGCCATCTGTACGGGGTCTCAAGGCGCAGGTGATGCGGGAGATGGAGCTACACAGCCAGGACAACCTC
TCCCTGGCCAGCACTGAGACCCCTCCTCCCCTCTACCTCCCACCCACCACCCCAATCACCACCCTATGGCA
TGCAGAGGGTAGGCCAGCGCCCGGGGTACGTTAGAGGGACGGAGGAAGAGATGGGACAGTTGTTACCTTTT
CCTCCGTGCGACTCTTTCACTCTCTTTTCGTTATTTACATTTAGGTTTCCGGCGCTTGCTTTACCTCTTTGCTT
TGCCATCTTGCCTAGGGTTCAATTGATGGCTTTCTGAAGACGCATGAAGCAAAACTAATAACAAGAACTCATA
AGGCTGCTACACAGGCATGGAGTACTGTGCATTGTTCTGTATTTGCAGCCTTAACTTGATAAATACCATGTAA
TGATAACTGGCTGCTCAAAATTTGGATTCTGACACACTACTTTACTCTGTTGAGATTTGAAATGTTTATACATT
CAAACAAATAAGCCTCTAAAACCTCTAAAAGATTTCTTTCTCTATAACATTTTGTTTTAACTCATAGCATGCT
AGCATAGGCCTCTAAGAGCCAGTAGCCACAAATGCACCCGTATATAACAATCCTTGGGTTTGCTTTTTCTCAC
TTGTTTTAACAAATTTTATCACAAACACAAAGATTAGAGATTGCATTAATTTTATCATTATATAGTTATTGT
TAATAAGTATGGTCTGAGAATGTTTCACACTAATGGTTTCAAAGGAGGTTTAGTCCCTCTGTCTCTGTTGAT
TGTTGCATGAAGCATGAAGTACATTTTATAGTGGACAAATAGCCACTATAAAAGCAGCTGCTACTGTAAAGCA
CAAGTTAAAATTTGTTATTAGATATTTAAAATGTGCAAAATAACATCTGTAAAATATCAGTGTCTTGCCACTAA
AACCTACTGCACTTTGGTCTTTTTAAAAGCTCTACTCTTCTTGGTACATCAGTCTAACCCCTAGTTTATAGTGT
GTGTCGTGTGCATCCCTGCTTTCCCCTGTTCTGCCACTTAGTGTGTTGATGTGGCTTGACAATTGAGTACCAAA
AAAAAGCTGTGCTGAACCAACACATACTGTGTGTGTGTGTGTGTGTGGGTAGATTGTAGACCCCTG
GCCCGGGTTCGTGCCTTCCGCATGGTGAAGAGGTAGACGGCTTCAGTGTCCCGCAAACCTCCCATCACGCCCG
GCACAGCCTCCCTCTGCTCCTTTCCAGCTCCCGCTCCGCCCTCAATCGGTTGCCACAACGACGCAAAACGGGA
GTCTGTGGCGGTCATGAGTCTCAAAGCTGCAGCAGCATTAATGAAGGTGTTTGTATTATTTATGTTTATACGG
TGCATTTTATTTTGAATTTCTTTCATTCGCCAAATATCTGTGCTTTGCAAAATCTGTGCTTTAAAGTTAAA
GCTACCTCCATGTCTGGCAATGTAAGTGCACATTAGGACCAGCTGTAAGTAGTAGCAGTAGCTCACTATCTT
CAGTCTGAAACAGTCAGAGCTCACAATATATGAATGCTTTTATGATGTTTTGTAACAAATCATTAAAGACCA
GGAGTATAGTCAGGGATAGGTTCCATGCACATGTGCACTTTAATGTCCATTATTTAGGTTTTTGTGAAGAG
ATTCTTAGAAAA

>MN_cluster

TAACAAAACTGCAGTTCATCAAATGGCCCTTGAGGCTGTGTGCATCTCCATAACGCCCATATTTAAATGCT
CAACGTTACAGCCTAGTACAAAAATAGTTTTGGTCTCTATAGTGAATTTTCCCATTTCCAACAACCTGTACAGG
AATTTTATTTTATATACTCAACCATTTAAATGATATTATGGCCTAAAGTGAAGGACACAGACGCTTTGAGTG
ACAGGTGGATGCTTGAGTGACAATGTGTCCTGTTTTTTCAGTAACCAGGCTTCATTCAACTCGGCTCAGCTCCAC
CCATGTTTTCATGTATTTGCACATTTATAGATTAACCAGGAGTCAAGGCTGTCAAGATGGTGGTGGCAAGTGCT
GACCTCCCTGAGCTTCTCAATGGCCCTTCATAAACCTATGGGTTACGTACAGAGTCTACATCCATTGTTAAT
TATACAATCTATGGGCCTTTTCATGTTTTTTGCAAGTTTTGTGGCCACCATAAATTTCTCCTAGTTCACAGCCTG
TCAGTCTGAAGTCGTCAAATGCCAATGCGAGTGATGATCAGCTGGTTATGATCTGTAACCTTCATTGCTATATC
TCACACACTGGTCCTTTTGAACCTCTTTTCATCCCTATGAGTCAGATGTTAAGGGTTTTCTCCTGATTTCAGTC
ATTAGTTTTGATTATCACACAGTCTTTAAAAATTTCCCGTTTTCCAACATGTCATGCATCCCTCTCATTGTTTTGT
GCTGCTCTTGATCACCTGTACACTGATTGCCCTATATACTGACAGGCCTCTGCAATGCTGACAAGCAGAA
CAAGGCGGGCTACACAGCGATCATGCTGACAGCTCTGGCTGCCTTCCACTCTGACTGCGACCTTCAAACCGTC
CTGCAGCTGCTGCGCACAGGGGATGTCAATGCCAAGGCCAGCCAGGTGCGCCCTCTACTGTTTCATTAGATTTTT
ACTGCACCTCCACCCACAATTTAAATCCATCCCAGAACTTCACTTACAGAGAGACTACATTTGCTTTTTCAAAAC
TCTGCCACTAATGTGCCTAATCACACTGTAGAGTTTTGTGTCAGCAGATGTATGATAAAGCATGTAAACAAATGCA
TTTTCTAAAAGATTTTAAATAATGTGTGTTTTGTAGGCCGGTTCAGACAGCGCTGATGCTAGCGGTGAGCCACGGT
CGAGGGGACATGGTGCAGGGCGCTGTTGTCCTGTGGGGCACAGGTCAACATCCCGTATGACGACGGCTCCACAG
CACTTATGTGTGCCTGCGAACACGGTTCATGTGGACATTTGTGCGTCAGCTACTGTCTGTGCCGGGCTGTGATGC
CACTCTCACCGATAATGTAAGCACATTTCCCTCCTTTCTTTCTCCGTCTCTCCTTTGTTTTTTTTTCTGTCCAA
ACCCATCATTGTGCCATCATCTTCTCATTTTTTCACAGGATGGCAGCACTGCTCTGTCCATTGCCCTGGAGGCC
AGCCAGAATGACATTGCTGTGCTTCTGTACGCTCACCTCAACTTTGCAAAGCCTCCTTCCCCTGTGAGTACTT
TGACAAATGTGATGTTAAGCTGTATGGTATAAGCATAAAATATATCTGAACTTTGGGATTTCTCCTTTAATTACCC
ACATTAGCTGTATTTTTTTCTACAACCTTATGTGTTCTAAACCAAGTCTACAGTTCAAATGCAATAAAAAACAT
CCCCTCTGTATAATCAGTCATCTGCAGTATACTCAGCTAAAGATGTAAGCTGTCTTTCAACTGTCTCTAGGTT
TCACCAAAGTCTCCTCTCTTGGGTTTCGTCTCCTCCTGCCGGAGAAACAAAATAAAGTCTGCTCCTTCTGCAGG
TGACAGCAACTCTACAGCCAATTCACAGCAACTACTCATATAACCAGTGTGATTTTTTTTTTTTTTTCATTTGTGTA
ATTAAGAGAAACAATGAGTTTTGTGTGTGCGTTTTTTTTTTCACCCTCTATAAGTACATTTATTACGTGCAGATTAC
ATGACAGCTTGCACCCTTGTACCATTGCTTTTTTTTTTTACACAGTGGTGGTTGAAAACATGGATTTATTGT
GTGGTACAAACTGAACATCTAGTGGCTGTTTAGCCGTGAGTCCAGTCTTGCAATGATCCACTTGTGAGCCATG
TGGCACTTAGAAGTCAAACTGTTCACTAAATTACATTTACAGTTTATTATTATACACTTGTGTTTTTATTCC
ATACAAATCTCGTATTAGTTGCTTTATAGAGTGTGTTTTTTCATTGTAATACGTACAATAGCTCTTACAACG
TAGCATCATTATGTGTGTGACCATCACAGCCATTTGGAATAACAAAAGCCACCCCTCTCATGGATAAGTGTCC
TTGCATCAACTAGTTTATTGGTGTAGAAAAATATAATACAGAAAACACCCTTCAACAGAATATCAATATTT
ATACACAAGATTTATTTACTCTAGAGTATTTTTGATATTGATTTTTTAAATTTCTGACTTAATTCAGGACCTCC
AAGGATCAAGATTTTTTTATTTCCAGGTAATGGTAACTTGTACACCTTTTTAACCAGAGGACAAAATGT
ATTTTATTTGTTGACCCACATTTCCCTAAAATAAACCCAAAGATCTCTCCTATCAGCTCTGTGACACTGTATA
TTGTGGTGATAATATTAACACAGGCCTAGCATCAGTGTGAAGGAAGAAATAAGGTCAATATTACTTTCTGAAG
GTTATGGTACTATGGTCTTTGTATTTTTTATAACATGAAGGTATTTTGGATGGCTTTAGGGAAAGATTAGACTG
TATTTGTGTTTGAATATTTCTGTGCTTATATGATTTAACAAGACTTTGTTGAGAAATGACTAAAAGCACTGGT
GAAGCCACCTCCACTGTGGTTCATGTCAGTAAGATTTGTCAGGGAACCAGAAAGTACTGATTGGGGTCTTTAA
AGGACGTGCCATGTAAGATGTGAATATCAAATAATATATATCAATATAAACTGGTAGTTAATATGCCGAAAA
TCAAATTTCTTGAACATAAAGTGCATAGGCTATTGATGTCAAATTTCTATTACTTTTTAAAGATTTTTTACA
GCTTTCATATTTACTTTTTAAACAACCTGAATTTTTATAAACTCTCAAGTTTTTATTAAAGTATCTATCTTTTTA
TACATTTAGAATTTTTAAGCTCACACCTACTTTATGTAATCGCACAGCTCTTTAGTTTTATGTTTTATGAAGGT
TTATGTAATAATTTATGGATTGTGTTTCTCAATTGATTAATAAATGTGGACCACACTGTTTCTATTGTGTTTATT
TAATACTACTTTGTTTGCATGTTGCATCAGTAATGTAACACAAGGTAACAGTTCCTAATAAAGTCATGTTGCT
TGTAATAACAATGCGTAAATTAACATAGATCATGTTTTATATTTGTTTTTTTGTTTTTTTTACAGTATTGAAGTT
AGTAAATCTGTCTTTTATATACTTGGTATACTTTGTTAGGAAAAGCCCACTAGCGGGAGTTCCAACATAAATAA
AGTTCTAAAAAAGTTCTACGACATAACAATTCCTCTCAAAACAGGCTAAGCAAACAAAACCTCCACACAATTC
TCCTGAAACAAAAGTGGAAAAATAATCATAACAGTATGCAATTAATAATTGAATATCTAATAACAATTGCATAGTAA
ATTAATAACAACACTGTTGAATACTAAAATGGAAGAACTATAAGGAATAGCTTTACATTGTCAATGCAAAATG
ACCTATATAGCTACTTCTGTAGTGTATATACAAATACTGTACAGCTGCTGCGCATGCTGTGAAGAAACCAC
CTCTGCACAGTGAACCTGTTGTTTCTACATGTCTCCCTTCAAATTTGATGTGCCCTTGTAAATTTCAACTCAGT
GTGAGTCTTTACTGTGTTTTGCTGTCTATTTCGTGTTTCTGTCTATGAGACAGGATGCAGCTAAAGAGGATATCCA
GAAGTTGCTGAGCCATTTGGCTCAAGTCAGTGCCAGTAACAGAGGTGTTATAATGGGAACTTCTTGAATAGA
ATCTGGTCCACTGGCTCTGAAAAACATGGCAAATCCCCTGTGGTGCCAGAGAGGATCCCAATGAACTCTGCC
ACCAGATACACAAAAAAGGTGGCATTGATGGATGTATAAACACAAACCTGTCACTAAAACCAGAGTGACAAG

AAGAGATACCCAAAAAGGGATCTGGTTTCTCTTCATGATTTTCCTTTTCACAGTGTATAAAACGTGTGAAGCCA
GAGAAATCCCAAATGTCATACGTCTTGCAGTCTGCCTACCTACCTACTTGCCTACCTGTTGTAAGTTGTTTTG
ATTGACTTCTTTAACTTGCAGCCATTGCTGCACTGTGCTGACTGTTAACCTGTGTTTGTGAAGTTCT
ATCATGCCTCCACACTCATATTCAGATAAAACAAATCCTTTTTCTCTTTTCAGTGGAAAAGTTGCCATCTTCTTA
AAAGACATTCACGTTTTTAATAGATCTTCAAAAAACAACCTTGAGCTCCAAGTGGAGCACCATGCAGGCCCTA
AATGGAACAAGGTAAGATGCAAGAGGCCCTCAGCCACTGACCATGTATCAAAAGTGGCACAACAATTTTCATGTC
TCCTCACAAGTTGCAGCTCTTGAAGAAAGTACAGTCGGTACATCCTGCAGGATTACTAGTCAATGAGTAAGT
CCTAATAGAATTTTATAGGGTAGCCAATGATTAGTTAATGCTTACTTAATGAAGAATTTAGTGAGGAATGAAT
CAGGAACAAGTTGATGATTGATGAATTTGTTGATATCTAGTTCCCTAATAATTTCTAATGGAATATTAGTAGTT
CGTTAGCTACAGTCCCTCATTAGGAATTTAGGGAAGTACTTATTAATGATTCAATTAATTTATCCATAATAAT
AATAATTATAATCCAGTGTTCCTGATTCAATTCCTCACTCTATCTTGATTGAGTAATCATTAAGTAAATCATTAG
CTATAAAACATTATTAGGATTTACTTATTCACATACTACTAGCAGTTAGGTTATATCTCATTGTTCTCTGGT
AACTACTCTAAAGTTTTGTGTCCCTTATTGTCTTCTCACTGTATGCAAAATGTAAGTCTTATCAGCAACAACCAG
GCCTTGGAACAACCGTATGCGTTCCCTCTTTGTCATAACACCAGCTGATTTTCTCAGACAGCTGCTTGCCCTTTG
GGAGGAGTCTGTAAGATAACACGCCAATGTAAGCAATGCTATACTGTGCTTATGTTGAGATAATAGCATT
AGGACACTTACCAGCCAATCCAAAATCAGCTGGATGTTTTTAATTTCTACCAAGGCCAAAAAGGTCCACTCAGC
TTTCACTTTTATTTACTTTTTGAATATGTTGATTGAATTTCCAAGTCCAGTATATTGAGTCAAGACAACATAT
CAAAACATAACGAAGTATACATTGCATCAAAACATATATGAGTAAATGAAATAAAAAATGATTGGAAACTCAAAAT
ACGTAAGTAAAATACATTATTATACAACATATCAGTGTGAGCAAATGTAATGGGTATATAAGTGAAGTAGAG
GTGGAGGTCAGAGGAACATCTACTGTTAACTGCAAAATTTATATTCAAAGTAAAAGAGAAAAGGCCCTCCAAAC
TTGGAAAAACCTCTTAGTTGCAGAGTATTCAAGTTCTTCCAGTTTTAAATGTCCCATAAACATTTTCTATCCAT
CGAGAATGCAATGGTGGCTTGTAGATTTCAACTGTAACAATATTAGTCTTCCGTTGTGGCTTCATTTTGTGATC
CAGTCCGGAACATTTTAGCAAGTTGGAGTCTGTGAATTTATCTTAAATTTGCACATAACACAGGTCTTGTGGA
AAATCTACATGATATGTGCAATGGATCCATTCAATTTGCAAACTGCCAGCTTTTGAATATCAGCTCCCCATT
GCTCCCTGAGATGGTTCAAAGAAGGAGATGCTTCCCTTGGAAATGCACTGTACAATCTAGATATCAGACCATG
CTGGAAGAGGATCCCAGTCTAAAAGTTCCCTCAATCCAACAACAACCTGCTTTTTGACCAATGCACCTTGCAAA
TACCTGAGGAAATGGGATTGTGGTCAATTTCTTACACTATACACTGAAGGCCATCCTAAGCCATGACTGG
AAAGCAGAGTCATCTGGAAATAGCCATTGGACACAATAGGTAAGAAAAGAAAGTGCCTGTTTATGTTTCAAG
TTTAACTTAACTGTTTGAACAATGGGGTTGACTGTCTTTTGTGGGTTTTTTTTGCTAAAGGTAGTGGTGCAC
AGATAATTGATGGTTAGGACATGCTTAAATTTGGGTACACTCAGTTACCTGTCCATTTAAGTTTTGTTGTGTT
ACAGTGTGTCTCAAAGAATTAATGATCACTTCTCTTATATTAGCTTTAGTTTTCTGCTCAAGATAGCAAGTGA
AATGGTAGTCCCATTAGACCATTTCAATTTGTGAAAATGTGGCCTTATTTAGCTCTTAACTCATCCAAAAGCCTT
AAAAAAGCCTAAAACAATTAATCTGCTCATTGTTTATAAATGACTGTCAATTTCCAGTTGTGTAAGGCAGC
AGTTTATGACTTTAACTAGATATCAGCTGAGCAACACACTAGAAAGATACCTTATCTATTTGTTATTTTGGAG
TGGATCCACCCTCACAGCTGTCAGCCACTGCGTAGCAGGTTAGATAAGCCTTAGACGTGTGCTATGTATTGGC
AGGAAACACAAAAATATGAGTGCAGAAATTTAGTCACTCCCTTTGGAAGTTTTCAAATTAATCACATCTTTTA
ATATAATTGATTGCAGAACCTATTTCAAATCTGTTTGAATATTTGAAAAAGGAAAGAAAGGAAAAAAGGAAA
TTTTTTTTTATCTCGACAAACTATGACCCATCACTTGGACCACCTCCCGCAGCCTATCTTGGAGGAGGTCC
CGGGTGTGCCCATTTGTCTGTTTCAAGCATAAAAAACCTCCACGGTTTTGGGCTCATCACTGCATTGAGCAACT
CTCAATCAACAGACAAGATGACCAGTCTCACAGCTAAGGACAAGGACGCAGTCAGAACCTTCTGGGCTAAAGT
GTCCGGGAAGGCAGAGGACATTTGGCGCCGATGCTCTGGCCAGGTAAGATAAAGAACATACTGACTGATATAAA
ATGCTCCAAGTGGACTTGAATCATTACATACTACTCACTCATGTATACAATGGCGTGCACAGACTTTTTGA
AGGGCAAGGGCAGAAAGAAAAAAGAGCACATATAACCGGTCCTCACCCTATAGAGGGCACTTAACACGTG
TTTTGGCTCCCAAGAGGGCACTTTAGCACGTGTTTTTCAACAATTAGGCCACGAGGGGGGGCGAAGATAAGAA
CATACTGACTGATATAAAATGCTCCAGCGTTAATTGATTCATTTATTTACCTACTCACCCTATGATAAATGTT
TTTTATTTATTTTTTACCCAGGATGCTGGCTGTGTACCCGACAGCCAAAGACTTACTTCGCCCACTGGAAGGA
CCAGAGCCCCACCTCTCCCTCAGCCAGGAAGCACGGAATAACTGTGATGACTGGAGTTGCAGATGCTGTGACC
AAAATCGACGACCTGAAAGGAGGTTCTTCTGAGCCTCAGTGCATGCCTTCACTGTGCGTGTGGACCCCTG
CTAAGTCAAGGTGCAGAGCTCAAGTTTTTAAAAGATAATGATATGAAGCGTTCTCTAACTGAATGTAGA
TGATGCTGTTCTTCTTTTTGGCCTATACATATGAAAATTTGAGTATGGACTGATCAATTAAGTGTGGACAGCTA
AAAATCAAATGTAACATCTGTGATTGCTTCTTTTTGACAGATTCTCTCCACAACATCCTTGTGGTCAATG
GCCATCATGTTCCCCACTGACTTCACTCCTGAGGTCATGTTGGCTATGGACAAGTTCCCTGGCTGCTCTGGCTC
TGGCCCTGGCTGAGAAATACCGATAAACAGCAGGAGAAGATGACGGAGACTGCAGCATGAGCTTACATTGCAT
GATGATCAATAAATGCATGAATGCAAAAATGCAAGCAATTTGTTTTTCTGGTTTTGTTTGTGATGATTTGTGTC
ATTTGAGAGTAGATCAAAGTCTCAACTACAAGACAGAATTTTAAAATCCAGTCAAGTTTTTACACTTAACAT
ACAGCTGCAACAATTAGTTGATTAATGATTAGTTTTGATAATGAATTAATGTTACTTTTTAGGTA AAAACAT
TCTGTAATTCAGCTTCTCAATGTTCTCTGTTTTATGTCAGTGAATTTAACATCTTAGTACTGTTTGTCT
GACAAAAGACATTTGAACCTGGGAACTTTGATGGGCATTTTTCACTATTTTCTGACATTTGATAGTCTAAA

TGATTCAGCAAGTAATTTACACACTAATTTGCCGAGTCATCGATAATAAAAAATAACCATTAGTTGTATTTGT
AACATCTGTAGTGATAATTTCTTAGAAAACAAAAAATAAAAAATAGTTACACGTTGTCACCTTTGTGCAAAATCCT
AAAAATTTCAAATACAATGTTTTAGTGAATCAACATTTTTCTTAGAACATTTGGATAAATTAACCTCCTATG
TGGCATTAGTCCCTTGTTACATGAAATAGGCCCTATGTAATAACTCATGAGTGTGATGTGACAACCTGTCAGCC
TTGAAAAAAAACGTATTTGTGCTTCTTCTGCTTCTTCTTCTTCTTCTTCTTCTTCTTCTTCTTCTTCTTCTTCT
TATTATTATTATTACCAGTATTATTATTAGTAGTGTTATCAATATTTTTATTATTATACTGTTGTTGAATTAA
GAATATAAAATATTGAACTTTCTGCATTCAATTGATAATAAAGCAGAAGACCACAAGGAATTAGCCTGAAACA
GAAAAACTGGACTTTGGATGGTAAACCTGATAAATGGTGAACCTTTTCTTTTAAATCTACTTTTTTTTTTTTT
TTTTTTTTTACCTGTTCAAGTGGTATCCAAATACCACATCATGAACAATGTATTTGTGGAACCTATTAATGTA
ACCAACCTGACATATTTTCTCTATAATGATAATAACAATAATATAATAAGAAGCTTTGTTTTATGTTACGTGAT
GATGGTAGAATCTTTTTTAAAGAAATGTTCACTGTTGCCACATTTTCATCAGTGTATAGTGTGCTGTCTATA
CTTCTGTGTCTGGTCAGTCAGAATAATTTTTTATCCCAAATGAACATTAATTTATGTTTACATGCAATTT
AGGTATAATTACAGGAAAAACAACCTGTTGAATTTGCTTATTTTTATTTGCTTTTGAGAAAAAACAAAGAGCT
TTTAAACAAATACAGCATGTGATAGTCTTCTTAGTGGTACTGCCTTCCAGGGATGACACCACCACAGCCAGG
AACTTCTGAAAAGCTGCCTGGACATCACCAGTGAAGTCTTTACCCAGCTTTGCAGCAACCACAATGGTCAGGC
AGTCAGACAACAGCTGCAAGACAACAAGCATCAGAAAAATTAACATGAAATGCGTTTTGTTGAATAATGGTTG
AATATGGATAACAGTAGTTACAGTTCACAACTTTACCTTGAATTTGTGAGGGTCCACGTGCAGTTTTCTCGGA
GTGCAGCACGCTCAGTTCTGCATATGTGGCCTTGATGTGCTCCATGTTCTTACAGCCCGGTCCAGACCGTGG
AGGATGGTTGTTCCGTGTTTTGCGACCAACGGATTGCAATGATAGCAGCGGGCTGTAGAGGTTTTCCAAAAGT
TGCCGAAATACCTCTGAGTCCAGGGTAAACGACCAGACACCTGAGGGAACATGCAACAAGATAAACGTTACA
GGCTAAGATAATGAGATTAATAAGGTGTTCCAGGAATATGAACATGCGTGCATACAGTGCACAAATAATAATC
CTTGATTATTAATGTAACAAAAACAAACATCTGACCTGGAAGAGCTGCAGGTCCCACGACCTCATACTC
CATCTTGGAGAAAATGTCTGGATGGTGGCGCGCTCGAAGTCTGACCATTCAACCATTTTGCCGGCTGTAGAT
TTTCTGTGCAGATCGGTAGATCCTGTGCTCGTCCGGCTCCAGAACCAGCTTTTAAAGAAACCTACACCCCTC
CCAGCAACAAGCGATGCGATGGGCGGTGGGCTGGACGAGTCTGTTATTGATGATCACAAGAGAGATAATAGA
AGGGCGTACCTGCACCACTTGTCTTTCTGAAACATAGGAAATGTTTATTTTCTGACCGTAAAGTCTGATGCAA
AGTAAAGAAAAGGCCTCACACGTAAAAATATATATATATGAAATGACAGGATCCAGATATCAAGTGTGTTT
AAAAGGCAAATATGTAACAAAAGGGTTTTACAGTCTTTACTGAGACTTATTTTCCGTTTCTGTGAGTATCTTTT
GGACACATGGGAGCAAATTCAGTGTCCACAATTTGTTGGCAGGGAGCCACAGACGGATATATGCACATTGAT
GACCAAGATCAAAGCGAACTGTGAGTGTGTTACCAAGAGAGGGATAACGGCACAATAACAGGTTTACCCGCAC
AGCAAAAAACACCTGTGGACCTGAACCTCGCCCTGGAGGTCCCAGGATCAGCACCTTGGACAGCGATCATTAA
AGTTCAGTGCAGGAATGATCGCACATTAACAAAAAGATAAACATGTTGAATGACCACCTGAGCTGAGGCAAGA
TGGAGCAAACAGCAAGTTGTCTATTGATAGTCTGTTAATGTTATCTCTGCCGAACATGTACACCCTAGACTA
TTTTTTTCTAGCTCTGCTTAGCTATCAGTACACCAACAGGTGGTGTGATATAGACTGGGTTGGGTGAGATTA
CTTTGTAATGTAGTCTTACTGAATACAAAATACATGGCAATTTTGTACTTGTAGTAAATGAATTTGATTT
TTAAAGAAAACACTTTTTGGATTACTATAATATAAAACATAATATTATAACCGTATGCTAAAGATTTGCTTGT
GCATTTTGTGTCATGCGTGAATTTAAACATTAGTAAACGTTAACCTAATTAACGTATCAGTGTACATATTTAA
GGAAAGTAATAATAAATTCATTTGATTTTTTAAAAAATCTAATCTTAACAGTTTTGGATTACTTCAAAAATAA
AACATAATATTATACCTACCATATGCTAAAGAATTGACTCAGAAATGCATGTTACACATTTTTGAATTAATTT
GGTGATATTACCAGGAATGGGAGGCTGTTTTTGGAGAACTGCTGCTGCTTGAACCTCCCAACTTGACTCAACA
CCGTCTTTTTTCTCCAAAGTTCGCCACTAAGTGGAGCACTAGCCTAAGAAACTCCGTATGTTAGAGGAGACG
CACTTTTCATTAGTATATATAATAATACATTGATTATCATGAAAAAGTACTATAATTTCAAATTTGCTATATT
TTAAATCCTTAATCAAAATATGTAATCAAGTAACCCCTGACAATGTAACAACTAATCTTTTTTACACATGTAGCA
TTAGTAAGGCTGCTTATGTTTTGTTATCTGATTACTTAATTTTGTGATGACATGTAATCAGGTACTACCCAACTC
TGGACTGAAACCCCATAAAGTCACATGTAGCTTACCTGATCCTGCGGGAAAAATAAATAAAAGAAAACACTG
TGGGCTACACATCTCTAACAGCTTAAAATCTTATAAAAAACAAATGTTATGGTATTAATATGGTATAAAT
ATGGCTGTGTGACTCAGTCTGAGGCAGCAAAATGAAAAATACATAGGTTCACTTAAAAACGAAAAACGGACTG
TACTTTTTTAGTGTAGCCCTCCTGCCTAATTTTAGTGTCTATAAGGGTCTATGTGAAAGCTGTGAGGTTTTT
TAAATAAATAACTGTATTATATGTTGTTTTAAATCCCTTTGTCTGCATACAGGCCAGTTCGGACTTCAAGTGGCC
ATAAGTCTCCATCTAAAATATATTTTTAAAGATTAAGTGAAGCCTATCACACACCTTTATTTTTATTTTTATTT
TTTTATTTTTGTATTTTTAACATGTATTTAACACATGGGAGATGCAATTTGGGATAGTGAACCTTTTAAATTTG
TTTTACAAAATATACACACATAAGTCCACGATTTAAAAATATTTAGGTTGAGTGTGAAATTCAAAGAAAGTC
CAAAGTCACAATGAGAAGATTTTTGTTTTCTATCTAATGGAGTCTCACTATCTTGGAGGAGGTCCCGGGTGTGG
CCTTGCTCTGTTTTCAAGAATAAAAACCTCCACGGTTTGGGCTCATCACTGCATTGAGCAACTCTCAATAAAC
AGACAAGATGACCAGTCTCACTGCTAAGGACAAGGACGCAGTCAGAACCTTCTGGGCTAAAGTGTCTGGAAAG
GCAGAGGACATTGGCGCCGAAGCTCTGGCAAGGTAAAGATGAGAACATACTGACTGATATAAAATGCTCCAAC
ATTAATTTGATTCATTTATATACCTACTCACCCATGTATAAATGTTTTTTTTATTTTTTAAACCAGGATGC
TGGCTGTGTACCCGCAGACCAAGACTTACTTCTCCCACTGGAAGGACCAGAGCCCCACCTCTCCCTCAGCCAG

GAAGCACGGAATAACTGTGATGACTGGAGTTGCAGATGCTGTGTCCAAAATCGACGACCTGAAAGGAGGTCTT
CTGAGCCTCAGTGAGCTGCATGCCTTCACTCTGCGTGTGGACCCTGCTAACTTCAAGGTGCAGAGCTCAGGTT
TTTAAAAGATTATAGGATTTATATGAAGTTTTCTTTAACTGAATGTAGATAATGCTGTTCCCTCTTTTGGCCT
ATACATGTTGAAATTGGAGTATGGACTGATCATTAAGTGTGGACATCTAAAACTCAAATGTAACATCTGTG
TACTGTCTTCTTTTGACAGATTCTCTCCACAACATCCTTGTGGTCATGGCCATCATGTTCCCCACTGACTT
CACTCCTGAGGTCCATGTGGCTATGGACAAGTTCTGGCTGCTCTGGCTCTGGCCCTGGCTGAGAAATACCGA
TAAACAGCAGGAGAAGATGACGAAGACTGCAGCATGAGCTTACATTGCATGATGATCAATAAATGCATGAATG
CAAAAATGCAAAGCAATTGTTTTTTCATGGTTTTGTTTGTGATGATTTGTGTCTGAGAGTAGATCAAGTAGAAT
CAGAATAAAAAAATAATCCAGTCAAAGTTTTGATAATGAATTATTACTATTTGATGTAGCTATCTTATTTTAC
TCTAGGAGTGTAGGCATTTTTTCACATGTTTCATTATTATGTTAAGAATAGGCCTATAAAAATATTAACATATA
TATTAATTTTTACACTTGGCCATTAAGCAGAACATCAATGAATTAACAACATGAAAACTGAATTTGATTTAG
TAAACCAGATATTTTATCAACTGCTTCCCTTAAATTCTTCTTTTCTTCTATTCAAGTGTGAACCAAAAGCTA
CATTATGAACATTTAAAGGCAACAATATATTCGTGGAACACAGATAAGAAACCAGCCAGTGTTCCTCTGT
AATGATAACAACAAAAACAGCAACAAGTATTTCACTCAGTAGAGTGCAGAAACCTCAGCAACAGATGGTGAAG
CACCGACTGAAATGTCACCACAATTGCCAGATGTAACCATCGGGGATTGGCAAAGGTTTCTATTGTTTTTGTG
GTATACGTTTTTCTTATAAATATGTAGGCCTATGCAAACTCTTTTTGTAATAGTAATCGTGTAGTCTCCGTTCC
CCACCATTTAAACATTATTTATTTAGAACATTTTGTTCACACATCACAGAAAATAGAAGGGCAGTATTTAACT
ATGCAAAAGAAACAGGTGTAATATCCCGAATAAGACTTCCCTCATAAAGTCATGATGTTACATACTTCCGTACA
GAAGGTGGCGGCATGCACCCGTTGGTTTTGTAGTCCGCCAGTAGAAGAAAAACAAGGGTCCCTCGCAGACAAGA
TGGCGGCAAAAACAGGGGATTTTTAGGGACAGAGCCAGCGACCGCTGGAGGTCCCTATTGTTTTTGTCTCGATT
TCTTCTTCTTACCTATTATTTTTAGCCCCATTGACTGCATTTTTGCCCCCTGAACATATACGAAAAGTCAA
TTTTATTTGGCAAAGTTGTCAGGCCTGGTGAANAATGGGGAAATTTCTATGCGTTCGCTTTCCGGTTGGCCACTAG
GTGGCGCCTCTACCATAAAAAAGTGCCTTAGGCTAATAACTTCTGCATAGTTTGTGCGACATTCATAAACCTT
GTATCCACGCTTCCGTGAATGGAGCTGAATCTCCTCATATAGGCCCCCGCCACTTCCGCCTATAATTTTTAT
TCGTTAGGGCGCGAAATGTCCTTAACTACTTTTTCGTGGTCTCCTACACGCTTTTTCTGATTTCGCATGAAA
TTTTTCACCTAGCACCTGGGGACCACCCTGGCAAAAAGAGTAATTTGAACATTTTTGAAATTTCAAAAAATAA
GAACGCTATTAATTTCAACTTCCGTGTAGATTTTTCGTCAAAAAGGAAGAGGACAATTTCTCCACATTGCTA
TGTCCGATTGACACCAAACTTGGGTCCATAGTTCCACATGTCTTCCCTAAGCATCATGCACAATTTCAGGCCA
TCGCCACTAGGTGGCGCTCTTAAAATGTAGAAGTTTATATCTCTACAACGGTATGTGTGATTAAGATGAAAC
TTAATACGATGCTTCCCATGGCTCCCTGAAGCTCGCTAAAAAATGTGTCAACAATCCGCCACTAGGTGGCAC
TCTGGTGGCATGGTAAATCACTGTGCGGAGACCGTAATAGTTTATGAATATTAATTTACAGGGCACGTGTAGA
GAGGGCCCTGAAGCTCACATAACCAAAAATCGTGTGTGTGCTGTGTGTAGCGCCCCCTACAGGATAAAAAACA
GCAGCCCCGGCGCCACGTTTACCAGATATGTACGAAACTCGGTAGGCATGTGTAACATGCCGGGACGTACAAA
AAAGCCTCTTGGACCCATAACCCGAAACCCACAGGAAGTCGGCCATTTTGATTTAAAGTTTAACTTTCCGGCGA
ACTTTTCGCGTTGTATTTGAACGAACTCCTCCTAGGGAAATTTATCAGATCTGCTTCAAATTTGGTCAGTACAG
TCATAAAATGGTGTGATTAAGTTGTGCTATTTGAGACTGTACGTTGAATGGGGTGTCTGTGGCGTGAGGT
CAAAGTTGGCCACTTTGAATTTCTGTCGTACATAAACTGATAGAAAAGTTGAGCTGTGACTGTACATTAACC
GCGTGCCAGTGACAACCTTGTCCATTTACAGCAGATTCACCATAAAATAGTACTCATAACTTCAGTGTGCAATGT
CCAATCTCCAATAAACTTCATATATTTCTGAAACAGTTTGGCCTGAACACGTCTCATAACTTCAGCGTACTT
GGTCCAATCTCAATGAAACTTCACGTCTTTGATAACACACTCGCCTTGAACATGTCTACATGACAACATTCAG
ACATAGTGATAGCGCCACCTACTGCCAACAGGAAGTAAGCGCTGCATGACGATTTTGTGAGCTGAGTTACGTGAA
ATGACCGTGCCAGTGACGACTTGTGCAATTCAGCTGATTCGCCATAAAACAGCACTCATAACTTAAGTGTGCA
ATGTCCAATCTCCAATAAACTTCATATATTTCTGTAACAGTCTCACCCCTGAACACGTCTCATAACTTCAGCGT
ACATGGTTCAATCTCAATGAAACTTCACGTGTGTTATAACAGTCCC GCCCTGAACCTTTTCTATATGACAATAT
TAAGACAAAGTGATAGCGCCACCTACTGGCAACAGGAAGTAAGCACTGTGTGGCAGTTTTGAGCTGATTTACA
TGAATTTTCATGTCGTGGTCCGCACGTGTAACGACGGCACGCGGCCGCGCAGCACACCCCGAGTGGCGTG
GAGTGCAGAGTCCCCTCAACGCTGCTTGACGCTTTAATTTCTTTTTTTATGTGCTATTTTGTGATGATCAT
AACAGATCGGGTATGGGATTAATCTGCATTTGCTCCGGTTAAAGATGGCGAAAACGTTTCTGTGGCTGTAAGT
TTTTAAACCAAGACCAATGCCAAAAATGTGGCCTTACACCTTGTTTTTGAGCATAGCAGTTGTTGATCACTA
GCGACCCCTGCTGGCCGGATAAGAGGGAGGAGTACAGCAGTCCGCATAAAAACAGAGCAGTCAATAAAAATAG
GGTTTTCAAGTTTAAAAAATAAGAATATGAATTGACTTACATCAACCAGAGAGATCATTGAGCATAACAGTC
ATGAATGTGCACAAAAACACACTATGTTGCTATTTTTGGTAAAGTAATAAGAGTAATTTGGTCCAGTAGTATGC
AAAATGACCCAGGTGAGAAAATATTTATTTAGTGTATTAGAAATGATCGATGTAGGCTATACAAAAGTACACTT
GTGTACAATTTACACTTACAAGTTTACATAATTATAGTGCTAATTTAAGTCAGTCTGGCTGACTGCTGTTGA
ATGGACGTCAAGACATTAAGTGTGAGATTTGTCTTCCAGACGTCACCCATATGACTTGAAGCTGGAG
TGTTACAGATGAATTCATATCCAGTCTTGTCTTCAATAACTCATGCAAAGTTTGTCCCTTGATCACATCTT
AACTTGTAAAGAATGGTCCGAAACTATGAGAAGCCGCTAGGCTAAAACCTGAATGCTTCAAGTGGCACATACAT
ATATACTGGTTGTAAGCACTTGCACATACATGCATACTCTCATGCATATGCATACATACATGCATGCATACAT

ATACAGACATAAACACACACGCATGCATAATGTGAGAATTTAAACTGGGAGAATGTGTGTGCTTGAGTTTGTA
TACTGTAAGCCACCATACTTTAACTGGAAGTTGCTACCATAACCAGCGCTTGGTGACAAGCTCAGCTCAATGA
GCGGTAGTATGTGGTAGTGGGTGAGTTAATGTTTCTGCTTCATGAAACCGCCAAACCTTGTCCACATTTCAATTT
AGAGTTCCTTGAAGGCATTACTCCATTTGTTCTCTTTATAATATCACACTAGCCTTGGTCCAATTAATAGCTTT
GAGGAAGAGTGCAAATCCATATTTACAAATGAATCAACATATTACAGTAGGTACTAGAGTAAGTAAAGGAAAA
AGTAGTAGCAGTGATATTAGTTTCACTAGCTATTTTGGCTGCACAGTTAATCCAAATATTATCGAAATGGCAGT
ATGGCTAGGTGCAAATCGCAAATTTGTGACAAAATAGCATTATAATGAAGTACTGTAGTGCAGCAAAGATTCC
CTGGCCTACAAAGCTTGTTATTCAGATTTAAGAAAACATGTTTCGTTTGGCTACACACCCCAAACAGTTTCACAT
CACCATGATATAGCACTTATGATGATTCATATTATGATTCCGATAATATTTCAATTAATTAATTGCAAATATT
CTTCTGCATACTCCACACTTATATTATACTTAATGCAGTACAATTTGAATTTGTAATGCCATTTTAAAGTATATT
CCCAACTCAGTGGTGATATACAATTTGACTGCAAGTGTGTTTCACATGCTCAAAAAATCATTATTTTCCCTGGT
GTAATTCAGTACACTGAATGAGTACTGAGTCCCAATTAACATACTATTTTCATTTAAAGTATACATCAAGGCG
ACAGAAAAGTATACACATAATAGAAGTGTACTTAGTACATTTCTTTAACAAGTATATTTAAAGTATAATATTTT
TAAGGGTAATTTAATGCAAAAAACATCTGACCTGGAAAAGTCTGTACATTCAACCATTTTGGCAGCTGTA
GGTTTTCTGTGCTGGTCAGTAGATCCTGTGCTCACTGGTTCAGATCCAACCTTTTAAAGAAACTCTACTCCC
CTCCCACAAGTAAGCGATTGGATGGGCGGTTCTGTGTTATGGATGATCACAAGAATGATAATAGAAGGGCGTA
TCTTTAACGCTTGTCTGTCTTAGATGATAATTCATATTTAAAATAATCACATCAAGTGTGTTTAAAGAAACGTTT
TTGTA AAAACGGACTAAAAACTTTACTCAGGCTTATTTTCCGTTTGTGTGCTCAGTATCAGAGAACAGAGAGCCAC
AGACTGATATATGCACATTGATCCAAGACCAAAGCAAAAATGCCAGTTTGTGCTGCAAAGACAGGAAACGTAAC
AATAACAGGTTTACACACACAGCAAAAACCAAACATGAACCTGAATGCTGCCCATATCCTCCCACATCACTGG
AGGTCCCAGGATCAGAACCTTGGACAGCAATGTTTGTATTTCAAGGCAGAATGATGAATGATTGCACACTAAG
CTGAGGTGCAGGATGGTGCAAACTGCAGGTTGTTCTATTGATAGTCTGCAAAATGTTATCTCTGTAGAGCATGT
ATACGCCGAGGCTAATTTTAGCTCTGCTTAGTTATCAGTACACCAACAAGTTGAGATGGAGACAAGGTTGGGT
CAGAGTACTTTGAAATGTAATCAGTGACAGAATTTCAAATGACAATTTTAGAATTATTAATGTAATCTATTGGA
TTGCACAAAAATACCACCTAAAAATTTGAATTACTTTCAAATCAAACAATGGACATTTTGGACACTTTTTGAG
GGACTGCTGCTACTTGAACCTTCCAACCTTGAACCTGTTCTTTTTTCTTCCATCACTAAATGTCAGAGC
AGATGCATTTTGTCTATTGAAATAAGTTAATAGAGCATTTGATTATCATGAAATATGTCATATTTATATAGTC
ATATTTAAATAATAAATTTAAATTTGCTATATTTTAAAGCCATAATAAAAAAAAAAATGGAATCAAGCAATGTATG
ACAATGTAACATAAATCTATTTACATCTTTTTTTCAAATGTAATCTGGGGTGTCTTTATAGGCTAATCAGTAG
CTACCCAACCTTACAGAAGCCCCATAAAGTCGCATTTACTAGATCCTGCTGGAAAAATGAATAAAGAATAAATTT
AAAGCTCACTCAGCTTAAAACTTGCTATAAGTCTATGCTATTTTTCAGTGGCTTAAACATTAATTTCAACAT
TGACCTAATTAATGTAGAACATAAACCTTTTCAAGCAGCCAGCGTTTGTGCTGGAATTTTTGGATTGTATTTT
CAAAAATATCCACATAATTTGAAAATATTGAGGTTGAGCGATGAAATTTCAAAGAAAAGTGCAATGAGAAGATGAG
AAGATTTTTGTTTCTTGTGCTCACTATCTTGGAGGAGGTCGCGGTTGTGGCCTTGCTCTGTTTCAAGCATAA
AAACCTCCCATGGTTTGGTCTCATCACGGCATTGAGCAACTCTCAATCAACAGACAAGATGACCAGTCTCACT
GCTAAGGACAAGGACGCAGTCAGAACCTTCTGGGCTAAAAGTGTCCGAAAAGGCAGAGGACATTGGCGCCGATG
CTCTGGCCAGGTAAGATAAAGAACATACTGACTGATATAAAATGCTCCAACATGAATTTGATTCAATTTACATAC
CTACTCACTCATGTATACAGTGGCGTGCACAGACTTTTTGAAGGGCAGGGGTGGAAAGAAAAAAGGGCACA
TATACCGTGTCTCACCCTATAGAGGGCACTTAACACGTGTTTTGGCTCCCAAGGGGGCACTTTAGCACGCG
TTTTTCAACAATTTGACCACGAGGGGGGGTGTAGATAAAGAACATTCGGACTGATATAAAATGCTCCAACATTA
ATTGATTCAATTTATATACCTACTACCCATGTATAAATGTTTTTTATTTTATTTTACCAGGATGCTGGCT
GTGTACCCGCAGACCAAGACTTACTTCGCCCACTGGAAGGACCAGAGCCCCACCTCTCCCTCAGCCAGGAAGC
ACGGAATAACTGTGATGACTGGAGTTGCAGATGCTGTGACCAAAATCGACGACCTGAAAGGAGGTCTTCTGAG
CCTCAGTGAGCTGCATGCCTTCACTCTGCGTGTGGACCTGCTAACTTCAAGGTGCAGAGCTCAAGTTTTTAA
AAGATAATATGATATGAAGCGTTCCCTCTAACTGAATGTAGATAATGCTGTTCTTCTTTTGGCCTATACATATG
AAAATTTGGAGTATGGACTGATCATTAAAGTTGGACATCTAAAAACTCAAATGTAACATCTGTGTGACTGTCT
TCTTTTGACAGATTCTCTCCACAACATCCTTTGGTTCATGGCTATCATGTTCCCACTGACTTCACTCCTGA
GGTCCATGTGGCTATGGACAAGTTCCCTGGCTGCTGCTGCTGGCCCTGGCTGAGAAATACAGATAAACAGCA
GGAGAAGATGACGGAGACTGCAGCATGAGCTTACATTGCATGATGATCAATAAATGCATGAATGCAAAAAATGC
AAAGCAATTTGTTTTTCTGGTTTGTGTTGTGATGATTTGTGCTATTTGAGAGTAGATCAAAGTCTCAACTACAA
GACAGAATTTTTAAAAATCCAGTCAAGTTTTTACACTTAACATTACAGCTGCAACAATTAGTTGATTAATTGAT
TAGTTTTGATAATGAATTTATTACTTTTTTAGGTA AAAACATTTCTGTAATTTCCATCTTCTTCAATGTTCTCT
GTTTTATGTCACTATAAATTTAATATCTTAGTACTGTTTGTCTGACAAAAGACATTTGAACCCTGGGAAACTT
TGATGGGCATTTTTCACTATTTTCTGACATTTGATAAGTGAATTCATCAAGTAATTTACACACTAATTTGCCGA
GTCATCGATAATAAAAAATAACCATTAGTTGCATTTGTAACATCTGTAGTGATAATTTTTAGAAAACAAAAAAT
ATAAAAATAGTTACACGTTATCACTTTGTGAAATCCTAAAAATTTCAAATACAATGTTTTAGCGAAATCAACA
TTTTTCTTAGAACATTTGGATAAATTAACCTTCTATGTGGCATTAGTCCCTTGTACATGAAATAGGCCCTAT
GTAACAACCTCATGAGTGTGATGTGACAACTGTGAGCCTTGAAAAA AAAACATATTTGTGCTTCTTCTCTT

CTTCTTCTTCTTCTTATTATTATTATTATCATTATTATCAGTATTATTAGTAGTAGTGTATCAATATTGTTA
TTATTATACTGTTGTTGAATTAAGAATATAAAATATTAACCTTTCTGCATTCAATTGATAATAAAGCAGAAGA
CCACAAGGAATTAGCCTGAAACAGAAAACTGCACCTTTGGATGGTAAACCTGATAAAATTGTGAACCTTTTCTT
TTAAATCTACTTTTTTTTTTTTTTTTCCAAAGTGAAAAAGGTGATCCAAGTACCACATCATGAACAATATATTTG
TGGAACATATTAATGTAACCAACCTGACATATTTTCTCTATAATGATAATAACAATAATATAATAAGACTTTG
TTTATGTTACGAGATGATGGTAGTATCTTTTTTAAAGAAATGTTCACTGTTGCCACATTTTCATCAGTGCTATA
GTGTTTCTGTCTATACTTCTGTGTCTGGTCAGTCAAAAATAATATTTTTTATCCCAAATGGACATTAATTTAT
GTTTACATGCAATTTAAGTATAATTACAGGAAAACAACCTGTTGAATTTGCTGATTTTTTATTTGCTTTTGAG
AAAAAAAACAAAGAGCTTTTAAACAAATAAACAGCATGTGATAGTCTTCTTAGTGGTACTGCATTCCCAGGGA
GGACACCACCACAGCCAGGAACCTTCTGAAAAGCTGCCTGGACATCACCAGTGAAGGCTTTACCCAGCTTTGCA
GCAACCACAATGGTCAGGCAGTCAGACAACAGCTGCAAGACAACAAGCATCAGAAAACATTAACATGAAATGC
GTTTGTTGAATAATGGTTGAATATGGATAACAGTAGTTACAGTTCACAACTTTACCTTGAATTTGTCAGGGT
CCACGTGCAGTTTTCTCGGAGTGCAGCACGCTCAGTTCTGCATATGTGGCCTTGATGTCGTCCATGTTCTTCAC
AGCCCGTCCAGACCGTGGAGGATGGTTGTTCCGTGTTTTGCGACCAACGGATTTCGCAATGATAGCAGCGGCG
TTGTAGAGGTTTTCCAAAGTTGCCGAAATACCTCTGAGTCCAGGGGTAAACGACCAGACACCTGAGGGAACATG
CAAAAAGATAAACGTTACAGGCTAAAATAATGAGATTAATAAGGTGTTCCAGGAATATGAACATGCGTGCATA
CAGTGCACAAATAATAATCCTTGATTATTAATGTAACAAAACAAAACAAACATCTGACCTGGAAAGAGCTGCA
GGTCCAACGACCTCATACTCCATCTTAGAGAAGATGTCTGGATGGTGGCGCGCTCGAAGTCTGACCATTCAA
CCATTTTGCCGTCTGTAGATTTTCTGTTTCCAGGTCAGTAGATCCTGTGCTCGTCCGCTCCAGAACCAGCTTTA
AAGAAACCCTACACCCCTTCGAGAAACAACGATTGGGTGGGCCGAAAAACGATGTGGGATTTGCACCAATG
ATAATGGTTATCTGCGCTCTCATATTGTTTCTGAGACAGAAACCACTTGTCTTTCTGAAACATATGAAATGT
TTATTTTCTGACCGTAAAGTCTGATGCAAAGTAAAAGAAAAGGCCTCACACGTAAAAAAAATATATATTA
AATGACAGGATCCAGACATCAAGTGTGTTAAAAGGCAATTATGTAAGGGTTTTACAGTCTTATTTTCCG
TTTCTGTGATCTTTTTGGTCACATGGGCGCAAAATCAAGTGTTCACAATTTGTTGGCAGGGAACAGGTT
TACCCGCACAGCAAAAACCAACTGTGGACCTGAACCTCGCCCTGGAGGTCCCAGGATCAGCACCTTGACAGC
GATCATTAAGTTTCACTGCGGAATGATCGCACATTAACAAAAGATAAACATATGAATGACCACCTGAGCAC
AGGCAAGATGGAGCAACACCAAGTTGTTCTATTTATAGTCTGTTAATGTTATCTCTGCCGAACATGTACACC
CTAGGCTATTTTTTCTAGCTCTGCTTAGCTATCAGTACACCAACAGGTGGTTGTGATATAGACTGGGTTGGG
TCAGATTACTTTGTAATGTAGTCCCTGACTGAATACAAAATACATGGCAATTTTGTACTTGTAGTGAATGAA
TTTGATTTAAAAAAAATCGGTAACACTTTATATTAAGGTACACCAATTCACCATTAATTAGTTGTTTA
TTAGCATGTAAATTAGTAACATATTGGCTCTTAAATAGTCATTATTAATACTTATTAATGCCTTATTCTGCAT
GGCCTTATTATACAACCAGTAAGCCATTAACAAAGAGTTTTCCCTCAATAACCTCAGAATTATTGCTTATTAG
TAGTAAGTTAAGAAGTTGTTGTATATGAATTACCATCTCAATATGCTAATATGTCTAATAACTCTATATTA
GTCTTTGTGACTTAGAATATGTTCCCATACTAAAGTGACATCTTGATCATTACTAATTCACTAATAGTTGAA
CACTTATTAACCAACACATGTTCCCTAATCTAAAGTTGCCTCCTTTTACACTTAGTTAATATATTATGGCAC
ATAACTACTGCAATGAACAAGTGTGGGTTACACCTTTGAAAAAATGGATCTATCTATAGGTTCCCTCTCAT
TCAGTGGTAGAATAACAAAGACAGTACAAGTACAAATACCTCATTATTAGACCACTGGTTCAGCTGGTTCAG
GTTTCCCAAGGCTGACAACAAACTGTGTGAACTTGTGTGTAGTTTAACTTACAGGTAATGGGGTCTGCC
TGAAAAATCAAACACTGACAAGTATCAGTGTATATAAACATGTCATACAATATGGTATCAAATGTATAAGCAG
GTCATACTGTATGATAATACAGGTACTCTATTGTTGAAAGTCTGTATGATCCTTTAACCAAAATCTGCCTGCT
TACAAAAACAACAATATTAGGTACAAAATAACAAAATATTGCACAATCTAAAAAATAAAAACCTGCACAGC
TCAACATGAACTTGCTCTTTATCAGATACACTACACTTGTCAACGCTTAGAACAAAATGACTGAACTCAACAA
ACATTCACCTTTACAGCCTAACTTGCTCTATAATTACTGTATCAGGTCTTAATATTTTCATCAACAAGGGCA
GGAGTTGGCATTGGCCTTCATGTCCCTCTATAATGCTCTTCTTCTCAGGGGTAATGTGGGTTGCACATCTCTT
AGCAAATGACTGCAGGGTCTCAGTTGCAGGATCATACTTCAGAGTCTCGAAGGTTTCAGGATCCACAATGTTG
AGCTCTGCAATTCAGCAGTCACTTTGATGGTTCCCGGTCCAGCCATTGATTCTGAAGGCTTCAGTCAATGG
TGCGGACTTTGCTTAAAGCTTTTCAAGACTTTTTTTTATATCTGCTGATAACCTCAGCTGGCCCTTTCAGTCAA
AAATATATAAAACAAAAACAAGAACACGAGAAATGAGCACAACAACAGGCTTAAGGTCAGCTGAAATTGCT
CAAACAGTACCTCTTTTTTGATAAAAGTATGAAGCATATCTAAGAATGGGACAATCTGCTCATCTCCTGA
TATGATCCATGCACAATATGTGGTTCAGAATTCAAATCAAAAATGATACTCTGTAAGTTTAGTTGGTAAGTC
TTACGGTTCAGAATTATTTTTACTTCTGAGAGACAAATCTTCTAGCAATACATTTGATGTTGAATAATAATT
AGTGTGAATGCTGCAAAAATAAAATGGAGCTTTATTCTTGATGAAAGCCACATTTTTGACTTTAGACATTTAAT
TTTTGCCTCATAATTACTTCAGAACATATTTTTAAAGCTCTTCCAACGCTTTTCTTAATAATTACTTTTTCAT
GACCATTGTTGCCAACAGGGCAGGTGGTTCAAGTTATGCCATTCTTACCTCTCAGATGAGCTTTTCCAGGCA
CAGCCGAGTTGCAGATGCAGGTGGCTGTGTCCGACGTGCTTTTCGTCTTTGGATGACAACAACACTGTCCGA
GGACTCACTGATGTCTGGAGAAGATGGGGAAATGACGTCATCTTCTCCATATTGCCATCATCATCTCATCA
TCGTCTCCAAAGAAAATACCAATTTGGCTGAGCTTTGATCAAATAGAGGATAGATGAGACAAAGATCAGATTG
TTATGAAGATATATCACACCTTTCATTACAATTACATTATTTTTGCAGATACAAGTTGCTCCCAAATCACTG

ACATGATTTCTTCTTTCCCATGATTTGCTCACGCAAAAAATTGCGCTCTTGCTCAAGATCCTTTATTATTTTTT
CTTGCCATTGGATCCTGGCTTCTAGGAACCTCCACTTTGGAGATTGATCCTTAAAAACAAAAATGAGAGCAGGA
TACAAAAAAGATTATGATTTGACAATATTGAGTGAGTGAGAGCGAGAGCAAGAGAGAGAGAATGACATGCGT
GCAACAGAGGTAGTGGACCAGATATGGTGTGTGCCTTAACCTTGATTTGTAAGCACATGTATACTGACAAAAATC
TGCCAACAACCTTTAATCCCAGGCAGAAAAATCACTAGCAAGAAATGAACTGTAATTTTAGACAAAAAAGATA
CACTGCTAGAAAATGAGAAAATCATTACCTGATCCAATGCTGTTTTATACTGCTGCAACTTGGAGCAGAGCTTCC
TTTATCTTCAGGACCTACAGAATGGCATAGGTACAACAAAAAAAACATATGAATAGAGGACTTTAAATGTTTA
AACACATTTGGAAAAGCTAATTATTTAAGTATTAAGTTCCTTGAAAGTTGAAAGAGAAAATATTTACCATCCA
GATCATTTTTGGTACCTCTGCCATCGAGTCATCTTTGGGGACTTTTAGGGACAATTTCTTCTTGGCCTTAGG
CTGTAATAAATAAAAAAATTCATGTCATAAACCAGCAACATGTAACCTTAAATAATCCACACAAGATTCAAAA
GCTCTTCTTGTCTAATGACTGCATAGTGCATAATTTATTTTTAATTCCAAAATTTGGTTCATACTAAAGCAT
TACATGCACCTACATTCACATTTTATGTTAATGTTAATGTTTCTTTCTACTATTCACCCAGCTCACCCTCG
GCTAGCTTAAACATTACATTAGCTAATTAGCCTCTACACTGCAGATAAATAGGAGGGTTACTACTCTTTAACT
ATGTAACGGCCGGGGATGTGCTTACAAAACCTCAGGGGGAGTTTCAATTAACAGGCTAGCGCTTAACTTAAAT
TTCCCTCTTCACTCTCCAAGCACTGAACGAAACGGCGTCTTGTGCTGTCTTTGTTTTTCTACCCTGAATGA
CAGGGAACCTATAGATAGATCCATTTTTTTCAAAGGTGTAACCCATCACTTGTTCATTGCAGTAGTTATATGC
CATAATATATTAAGTGTGAAAAGGAGGCAACTTTAGATTAGGGAACATGTGTTGGTTAATAAGTGTTC
ACTATTAGTGAATTAGTAATGATCAAGATGTCACCTTAGTATGGGGAACATATTCTAAGTAACAAAGACTTAA
TTTAGAGTTATTTGGACACTATTAACACTTGTAGTTTTGTGTTTTGTATGTAAGAACAGACCATATTCATTA
AGTGTATTAAGGGAGAATAACTATTCTTGTGATACTACCACCTTAGTCCATACTAAGCAAAGCATATTGAGA
TCGTAATTCATATACCACAACCTCTTAACTTACTACTGATAAGCAATAATTCTGAGGTTATTGAGGGAAAACT
CTTAGTTAATGGCTTACTGGTGTATAATAAGGCCATGCAGAATAAGGCATTAATAAGTACTTAATAATGACT
ATTTAAAAGCCAATATGTTACTGTGCTGTTCCCTCTTTCCGGCTATACATGTTGAAAATTGGAGTATTGGCTGAT
CATTAAGTGTGGACATCTAAAACTCAAATGTAACATCTGTGTGATTGTCTTCTTTGACAGATTCTCTCCC
ACAACATTTCTGTGGTCATGGCCATCATGTTCCCCACTAACCTCACTCCTGAGGTCCATGTGGCTATGGACAA
GTTCTGGCTTCTCTGGCTCTGACTCTGGCAGAGAAAATCAATAAACAGCAGGAGAAGATGATGGCGACTGC
AGCATGAGCTTACATTGCATGATGATTAATAAATGCATGAATGCAAAAATACAAAGCAATTGTTTTTCTGGTT
TGTTTTTTGTTGTGTCATTTGAGAGTAGATCAAAAGTCTCAACTACAAGAAAAATTTGAATTAATAAAAAATC
CAGTCAAGTTTTACTCGATTAATTGATTAGTCACTGACATAAAATGAATGTAACCTGTTTTAATAATTAAT
ATAGTGTTTTTGTTGTTGCAAAAACCTGTTTTATAACCATCTAAAGTGGATATCTGTTTGTCTGACAAAACAA
AACACGAAATTTGAATTCTGGGAAACAACATTTCTAGACTAAAGAAGTATTTCCAAAATAATTAGAAGATT
CATTTAAAAAATGAATTGTTAGTTGCAACCATACAGTTAACTTATAGGGACAGCAGTTGTAACATTTGTTAC
ATATACGTGTATCCCAGTCTTTGGAAAACAACTAGCAATAAATAAACCCTTATTTATTTGTCAACTTTTTG
CTTTAAATCCTACTTTTCTTTATCTAATCCTGCGAACATCATGAACATCATGAACATTTAAAGGCAACAATA
TATTTGTGGAACATTTCTACAGACACACAACCTGCCCTTTGTTATATCTTCAGTGATAACAACAATAATGTCA
AGGATTATATAATCAAGACATTTGTTTTTTATTTTTATTTATCTAATTTATTTCAATCATGTTTCATCTTTGTG
TTATTTAGCTGGAGTAGTTTTTTTTAAAGACAGTTTCTTGTGGCCACATTTTATCATGCTTTTTTTACCTGT
TCAAGTGGTGATCCAAGTACCACATCATGAACAATATATTTGTGGAACATTAATAATAACCAACCTGACATAT
TTTCTCTATAATGATAATAACAATAATAAATAAGAACCTTGTATTATGTTACGTGATGATGGTAGTATCTTT
TTTAAAGAAATGTTCACTGTTGCCACATTTTATCATGCTATAGTGTCTGTCTATACTTCTGTGTCTGGT
CAGTCAAAATAATATTTTTTATCCCAAATGGACATTAATTTATGATTACTATGAGTTAATTGGCAAACAACCT
GTTGAATTTGCTGATTTTTTTATTTGCTTTTGAGAAAAAACAAGTGTCTTTAAACAATAAAGCAGCATCTT
AGTGGTACTGCATTTCCAGGGAGGACACCACCACAGCCAGGAACCTCTGAAAAGCTGCCTGGACATCACCAGT
GAAGGCTTTACCCAGCTTTGCAGCAACCACAATGGTCAGGCAGTCAGACAACAGCTGCAAGACAACAAGCATC
AGAAAACATTAACATGAAATGCGTTTTGTTGAATAATGGTTGAATATGGATAACAGTAGTTACAGTTCCACAAC
TTTACCTTGAAATTTGTCAGGGTCCACGTGCAGTTTCTCGGAGTGCAGCACGCTCAGTTCTGCATATGTGGCCT
TGATGTCGTCCATGTTCTTACAGCCCGTCCAGACCGTGGAGGATGGTTGTTCCGTGTTTTGCGACCATCGG
ATTTGCAATGATAGCAGCGCGTGTAGAGGTTTCCAAAGTTGCCGAAATACCTCTGAGTCCAGGGGTAAACG
ACCAGACACCTGAGGGAACATGCAAAACATTTTACTGGTATGATAATGAGATTAATATGTAGAGAAAGAAA
GAACATTTTTGCGTACAGGGTATAAATAATATTTCAATTAATGTAAAAAACAACCAAAACAACAAAAAACAATC
TGACCTGGAAAGAGCTGCAGGTCCAACGACCTCATACTCCATCTTAGAGAAGATGTCTGGATGGTGGCGCGC
TCGAAGTCTGACCATTCAACCATTTTGGCCACTGTAGATTTTCTGTGCAAGTCAGTAGATCCTGTGCTCGTC
GGCTCCAGAATCAGCTTTTAAAGAAACCTTACACCCCTTCGAGAAACAACGATTGGGTGGGCCGAAAGGCG
ATGTGGGATTTGCACCAATGATAATGGTTATCTGCGCCCTCATATTGTTTCTGAGACAGAAATAGAACACAA
TTATCTCTGTTTTATCTAGTGTGAGCATAACAATTCATGCTTTGATGAGAATAAAAAATGATAGTCTAGTACAAA
TTTGATGGGCATTGTTTGTGTTTTACTGTGAGAATAAAGCTGACTAGCCCTCACCTCAACTTCTAACCAAACTG
CATCATATTGATTTAGTTACTGTACGGTTTTAATGACTGCAGTATTTATCACTTGTCTTATCACTTATTCCTGGC
TTCATGACATAAATTTAGGCTTATATTATACTATATACTATATTATAGGCTTATCTGTGGCAAGGCTAACAAG

TGAAGTGGAAACAAACTCAGGGTCCGTGAAGGCCCATGTGCATGTCCTGTAAATTGTTTTGTTGTTATTTGA
ACTGTTTGGGAATATTCGCTACCAAAGCAAATATAAACGGAGGTATACGGGCTTTAGCGTGCATGTATTGCC
TGTCTGTACTAATATCTTGTAATATTTACATGATGCATATTCCTAAAAATAAATGTGTGTTTTATTGACAAGG
GTTTAATATGGTTAACTTGCCATGTGTGTGAAATCAGTAAGCGATCGAAAATTTTATTTATTTTTCGTTTATTT
ATTTATTTGATTTTTGTTATTATGAATAGATCATGCACGGATCATCTCAGTGATACAATGTTTGCATACAAAT
AATTAATGGACTACAACAGTGCCTAGCTTACAAAATGATCGGGGTGATGTGGTCCAATCCCCATTGCAAAGG
GATTATCCATAAAAAGTTTTCAATCAGAAGAAGTGACCATGTATAATAACTAATTTCTTATATTCTGTGTTATAT
CCTGCGTTTTAAATTCAGGCTATAGACAAGAACAGCTACAACCTTTAACTGACTGAAAAAACTGACACCCAG
GTATATTTTTGTTTTGTTTATGAACAAGCACCCATCGAAAGGGGTGTTGACATTGTTGGATTGCATGC
CACACACAGGCAGTCGATGCTTCTGCTTGTGTTGGAGTTTAGCGGTATTTCTCAGACAGAGTCCAAGCCAGG
CACTGTAAGAACACCTCTGGACCTCTGGAGTGAAGTCTGCGGGGAAGAACATGGCCATAATCAAGATGACGTT
GTCGGCCAGGATCTGCGGGTGGCCATACACGTACTTCTGAGATGGCCCTTGTTCGCCTTGTATTGTTGTGA
AACTCATTAATAACATCTCAAAATTAAGTGCATAACTCTTGTGTGATCATTTGTGAAATATATTTTTTATTATC
CTCATTTGACTTCTGTGATGTTGTTTTTCTATCTGAGAAATTAATTGTAACGACCCCGGGATTCTGATACA
CGCTTCCCCTGATTTTTGAAGAAAATTGGGTTTTCCGTTATCCTACTGTCAAACAAACGGCACCCGACAACATAAC
CTACTTGGCGGAGGTAAAAACTTAATACACAAAATGAAAACCTTCTACAAACAGTTATATGATCCCAGTGTAA
TTTAGTCGAATTTAAATTTGCAGAGTCAATCAACTTTATGGTTATTTTTCTAATCACTGGTCACTCACCGTCT
CTGATTCCTGTCAGTGTGAGAAATCAGAAATATTTTTATGATCAGGGTCCAGATGTATAAACTATTCGTACACA
CAAAAATGGCACTTACAAGTTTCCAAATGTATAAAAATCCACAGCAGGTGAGAATAGTAGTAGTCTTTTTAGT
CTTATAATGTGATATTGCGAACTGCAAAAAGGGAAACGACAAAAGTGTGAATTTGGGTTTGACACTTTATTCA
GAGTCTTTTGTCTTTCACTTCACTGTGTTAGAACTACAATCTGTAGTTTAAATAAAAACTTCACTAACATAGG
GATGCGTGTGTGATTAACAATCTTTTTGACTAGCCTTAATTTTCGTTGATAAATATTTCAAATAAATACATGATC
TTTTAAAAATTATATTATTGTCCTGGTATTATTGAGGAAAAGAATAACCAACACCTTCTGTGTGTGAGCAGT
TTTGGGCAAGTTACTTTTTAAAAAGTAATTAGTTACAGTTACTAGTTACTTCTTCCAAAGAGTAACTAAATAG
TTACTCAGTTACAAATTATAAAAAGTAAGTACTTTCAGATAGTAACTATTGCGTTACTTTCAAGTACATTT
CTAAATGCTCAAATGTGACCCCAACTCCACCCTTCTTTAACGGAACCAATGCATGTTCAATTATTTATGATG
AATTTGAATACTATAATGAGATGGACACTTAATACAATACATTATTAACAGAAAACATGTACACAAGTCTAAA
CTATTTTAATGTTGCTGTGGGACAAAGTGAGACTAGCCTCCAATCAAATGCCATGTATGTAGATATTATGTTT
ATATAGTGGATCGGTACAATAGATGTTTTGGAACCTTTGATATTTATTGCCCTCAACAGGCCACAACCTGGGC
AAAATTAATTTATGCTTTTTAAGCACATACCAAAAATAAATAACAAATATATATACTCTTTGTAGTGAAAATA
AAACAAAACAAAACCTCAGACAATTGGTAGATATACTGTACTTCAAATATTTTTCTTCTCGAAAAAGTAGAA
CACTGTAACAATATGAGGTGCTTTCAATCTAACTGAAAAGTACAATGTATAGCAAACTAAGGAATCCAAATA
TAAATAGGTTATACATAAGAAAATAAAAAATACATCTCCATAAAAATAAATCTCTTTCTGGCCATTGACAATC
TCACTTCAAGAGGCTGCAGTCAGCCAACAAATACATCTAAATTAATTTATGCTCATTAAGCAATGCACCAAAA
ATGGTTTCAAAAATATATACACTCTTTTTAGTGCAAATGTAATAAGATGCAACACAACCTCGCCATACCTGTC
TCTTGTGACTGACTCGCTTGTGTTGTTGCTTGTGTGTCGACTATGCGTGTCTTCCAACACCCGCCAACTC
TACCTCTGATTGGCTTACCATGAAATTTTACTCAACCTCAGCCAATCGTCAGCATTTATGCGCTTGTCTCGTG
CACTGCCACTAACCAAGGAAGAACAGTAAAAAAAAGTCTTTGCCTCTCAGCTCAGAGATCTAGTTTGTCTGA
TAAAAAAAACAGCTTCAATTATAGTAACGCGCCGCATTTTATGGCAGTAACTGGAACAGCGTTATTAAGATGG
GAAGAGTAATCAATTAGATTACTCGTTACTGAAAAAAGTAACGCCGTTAGTAACGCCGTTATTTATAACGCC
GTTATTTCCATCACTGTGTGTGTGTGTGAGTGACCAATTAACAGGTCGTTAAAGAACACAAGGCTGTAGCCG
TGCGTAATAGATGCCAAATGATACAAATGCCTGGCATATGCAAATCAGACAACCTGAGACCAGGATTTATTGGC
TACATAGACCATATTTAAATAACCTGCATAAAGGTGTTAATAAAAAGCACTGCTTACTCTCGTATTTACAGTA
TAAATGTACAAAATGCTTTATATTTCAAATTTAATAACATCATTTGGAAAGACGTAGACATATGTAACACGTT
TAAAGTGTATATTCAAGTTGATTGAAAACATGTGGTCACCAACAGATTCAATCTTCTGTTTAAATCGACGGCAA
AATTTGTCACCAGGACCATCCCTATTGAAGACAGAATTGAATTTAACAGTAGTTCAAGCCATTTAAAAGGGG
CATGTTCAAGTCTGTTTGTGTTGTGTAATGCACCTGGACATTTCAACTTTTTTATTTTGGCAGGTAACCTTGAGT
CATTATGACGACGACTTTATGGCAACAACCAAGAAATGTTCAAGGTGCATCACAACCTGCATCACCAGCAAC
AATAGGCCATCTTCACTGCTACCGTCTCCTAAGACTCAACAAGACTGGGAACCAAAAATAACCAGCACTCAAGT
ATATCAGTAAAACACTACACTGTATCTGCAGTGATCTTACACCATTGTCAAAAAGATGTGCAGGGGTGCTG
CACAAATTGATGAACTTTACCTTTTAAATACGATGTGGCTGTGCAGTCTTACCTTATCAATCCTGTACAGCCTCC
ACCTTTCAGGAATCTAAACTGTTTAGGTGTACATGCATTAAGTCGGCGTGAGCTGTTTATTTTTCCACAGTT
GTGAACAACAAATATCAGTACAAGTTGTTAGAAATGTGCGAGCATGATCTTTTCAAAGACAAGTGCCTGGGAA
ATTGTGGCATCTAGCGGTATAGTTGCAGATTGCATCTCGCTTACCTTCCAAGCGCAAGTACGAAGTACAAA
GTACGGTGGCTGGGAAAGATGCGAACGACCCCATCTACAGCCAGCGTTTGGTTTGTCTGTTCTGGGCTACTGT
AGAAACATGGCAAACCACCTCATTCTAAGGCAACAAAACACAACGAACCTTATTTCAAGGTGATTATACATT
AATGAAACATGTTGTATGTGCGCAATAGATCATCCTAAATGTTACACACTGGATCTTTAATATTTATGTTAA
GTGATTTCTGAAAAACGTTCAATTTAGAAAAAAAACATTTAGACCGTTGAATGTTTATCCAACCTTGAGTTT

AATGCATCTTCATGTCATGGTAAATAAAGTACTTGATCATTATTATTAATCATGGTTTAAACTAAGGCTAAA
ATTATAGTTTTATATGTTATTTATTTCTGTTATTCAATGGTTTTTGTGTTTTTTCATTTCTAATATTGTGAG
TTGAAC TTATATTATAAAAATATTATAGTATTTTTGTACATACTTTAATTATAACATTTATATATATTGTCAAAT
AAAGGGCGTCTCTGTAGAAGGTAATCTATGTTATTTATGACTCAGATTAACAGTGTAGCTGGTGAAGATAAG
TTAAAATAAAAATGTAAGTTTAGTAGACGTTTGAATTCATACTTACACACTTTATATTCGGGAAAACAGACTC
TCTGGCTCATTTGAAAGCACACTGCGCAATTTTATGTTGATTAAAGGGTGC GGTCATTTTAAATTCCTGATAA
TGGTGTGCAATATGGTGTGTGTGCCGATAAAAAAATGTGTAACGTCAAGAAATGAATATCAGCTTGTGTTTT
TAGCCACTAACACTACGTGGCTGTTCTACATATATTACCACCCACTTATTGTACTATTAATGTCCTTGTGCAT
CAACATATGAAGAATGGTGTCTTTTCGAGGCCGATGAAAGGCCAATAAAGTCTGTGGAGTAATTCTGTGTTA
TAACGGAGTTGTGCTGCTGTGTAACAGAAACCTTGTCAATTATGTGGCAGTGGGTAAAGCATGCAACAAATAAA
CCCTTGTCCATGGTTTTAATTTATGGGGTTTTAAAAACAAAATTTAGCTGCTTGGGGACATTAAGAACCTGTTGCA
TGTAGGACATTTTCGTTATATTAAGTTGACCTACAGATAATTTATTTGGGTGGAGGAAGTCTGAATGTTTCA
TAATGAAAGCTTTGGATAATCTCAGTTTAAACAGCCTCGGGCAAGTAACTTTGCATGGCCAGGGTACATAGGAA
AATGGAGGGAATGTCTTTTTGAGAAGAGAAACAAAATTTATTAGCTCTTTATTCTGTGAGATATAGGCATAAGT
TCTGATGTATCTGCATGGCGCTGACTGGTAACCATCACAATCCTTTAATGTAGTGTGGCGCATGTCTGACTC
TCTGCTGGCTTATCAATGCGTGTCAATAACAGAGGAGCTGGTCACTCTTCAGTTGATATTGATTACATTGAA
ATTATGGTTGAGTGGACAGACAAGGAGCGCAGCACGGTCAGTGTATTTGGGAAAAAATTGATATTGATGTGA
TTGGACCAGAAGCTTTGGCAAGGTAAGCTTAGAGGAAGTGATTTTGAACGAAGTGAGGTAGGCTGTTGCTTTG
TTTTTGGTTTTTTTTATGGTCTCTTTATATAGGAAGAGGCTTATTTAATATTTATTTATTAAGTTTGTTTG
ACGATAAAATCTCAGGATTTATATTAGGCCTATTGTTGCTTAATGTTTAAATTTAAAAGATCGATCGATCAT
ACTGCAGCTTCTTATTTATCAGTGGCAGGTTGTCTTCTTGCATCACAACCTGTTAGAAAATAATGGTATGAGG
GGCAAATCTATTTTGTAAATAAAAGCTACTGAGGAATTAATGTTTGAATAAAGATATTAATGTCAGAGTAG
ACTAATGCTTAATTAATAATTTGGTGTTTTTATTTCTCATGTTAGATTATTTGATATTTTCAGCACCAGGCGCT
GTGCTACAAGATATTAGTTTTTAGTGTGTGCTGCGTATAAATGCTGTAACCTCGTCCCAAAATTTTGATATAG
CCCATTTTTGGAAATATTTCCACCTTTATAACAGTTTATATCATGTAAGTCAACACGGCCTGAATGTAATTTGT
GTTTAAAGCCTCAACCAGAGTAATACGTCTATCACTGAGTATTAATGTGCTACATGATCTGTAAAAGTAATAA
CCTTTCGTTCTTTTTGCTGCTTTGTGGAGTCAAGATATTTTCAGACTCACATTTACGATGTGGGCTCATAACAA
ATATATTTACAATACAAAAATCCACAGAGTGTGATCGTTCACCCCTGGACTGAGCGGTATTTTGGTACTTTT
GGAGATATCTTCTCTGCAACTGCTGTTTTGGGTAACGCCAAAGTAGCAGCTCATGGCAAGGTGGTGTGAAAG
CACTGGATAGTGCAGTGAAGAACATGGACAACATTAAGCCACATATGCTGATCTGAGCCGGTTCACACTACGA
GAAACTCAGCGTGGACCCGGACAACCTTCAAAGTAGGCAATCTTGTCTTAAATCAAAGGAGAAATATTTTAT
CAGTAGGCTACTGTAAGGTCAAACCTGTCTGGATTCAATTGTGTCTTTTTGTGTTTGTCCACAGCTGTTGGCCGA
CTGCATCACAATTGCCGTGCGCTGCAAACCTCAAGAGCGCCCTCAACCCTCAGGCCAAAGCTACCTGGCAGAAG
TTTCTGTCCGTTGTGGTGCAGCCTATGAGCAGTCACTTCTGAAGAGCCGAACAGACCAGCTGAAAAAAA
ATAAATTGCATATTTAAACCCTGTGTGTTTGTCTCAGTGGCAGACATAGACTGTACCTGCTGGCAGGCTTAAT
TATGCAAGGTATCTGAAACCATTAATAATATGCTTTAGTACTCGAATAATTGCTTAAATGACCAGTTTGCATA
ATGTTGCAACGTCAAGTATGTGGTGCCTGGTGAAGTCAATTGCACCTTGACAGTAGTACGATATGGTATACTT
TTAGTGGCCTATTTTTCTGTACTAAAATGTGTATATATTTATAGACTGTATAAAGTTATCTGGGTTTTCGTAA
GTGCCTTTTGTTCCACTCTTCTTGTATCCACAGAATCTACACCATTGTGGATGGATTATGTAACAACAA
ATAACATCTCTGCTGGGTTCCCTGGACTATGCTGTCCAATTTATGTAGCAGTAGGGTGGTAGTAACATGAGAAA
AAAACCCAGGAAAACATAAAAAACAAAACATTACTTAACATATGTCCATTAATGATGACATATTGCTAAATG
AGACACAGAATGGGAACAAACATTTCTCAGGTCCTTACCTCTATAGTGTAAAAAGACACTGGATATTATGAGG
TCCTCTCCTCAAGAGGGTCATATCACAAACAGGACATTTATGTTTTGTAATAAGAAATGTATACTTATGAAGGC
ATTTTAGAGAACCTCCCCAATAGTCAACAGTAGGTGTTGAGAGTAAATCAAGGAAATAAGAGCTTTTATGTCAT
CAGTTTTTCAAATGACCCTAATCTCCAGATTTAGTTATATGTATGGCTTTGTTTAAAAAGGTGACATGAAGCG
AAAGTGGGAAGAAAATGTATCCATTTCCCGAGACAATTGACCAGTGATCTGATTTATACCCTCAATCAACGG
TCTAACCAAAAATACACCATTAGCCTCCCCACCAGAGAGTTGGTGTCTTTTGTATACAAACACGCTGTAAGTGCA
GATGCAGTAAAAGGCAGGAGACTAGATGAGCTAAAAATAAAGTTTTATTGCTTTGGGAAATTAATACATACAT
CACAAATTAGATAGCTGAAACTGCTGACACAAAGTTGAGCTGCTAATGATTTGTAAGAAAACACTATTTACAGGG
AGGCAGCTTGTTTTTACTAGTACAAGGGTGAATTTGAATGATTCAATATGTTCACTTGCTAGAGCTGCCTTTAGT
CCTTGAAGCATGGCCTGAAGTTAATACCCTTGGTGGCAAAACCTCTTTGGTTTTGTTCTAGGGTCCACATAACC
TTGAAACATGATAACTCTTTACAGTTTTTTTTGGGACAATCATTGTTTTTGCATTTATGCCCCTAATGTACTA
TCGCCAATGTCTATTGTAAGATCATATGTACCAAGTTTAAATCACACATACACAATATATATATATATACACA
CACATCCACAAAGAATATCAATGGTTTTATGAGTTTTTCACTTTCTCACTTCAGAGAAAATCTGACCTGTG
CCCATGGTATATTGGTTACTATTGACAAAGGCCTACCAGGTGCTCACAGCTCTAGGATCAGGACCCAGGCTG
TTACTGTACATGTGCTTTGTTGTGGTTTTGTCAGCCTATATCTGAATTATTATGCTTATATAGTGCAGGAGCA
TGACTCTTCTTGCAATATTTAAAGATTGAGATGGATTGAAAGACCACCAGAGGGCGCTCCAATTTAATTACAT
ACGACCATGTACGACCAATGTTGTGCTCCAACGGGCTCAGTTTAACTCTGTTGACAGCCAGACACATTTTTCT

CACATGAATTACAAGTGTAGACCTACGAAAACTCGATAAAATAGTGGAGAAACAAAGTGAATGCAGATGCTT
CCACACAGAAATGGAGAAAAATACNATCCAATCATGCTTTGTGGCTTGTATATGTTGGATCTCTGTGAATAATT
TTATAAGGAGTACGGTCTAGACCTGCTCTATTTGAAACGTGTCCTGATATATAGTTGCAGTGCATAAACCCCT
CATTACAAAGATGAATACGCATATGAGAGTTCAATGAAGTTTCCATTTAACTAATCATCCGTCTGCAGGTACC
CCAGCATTGTGTAGACTATGCTGAACTGTTTCTGTGTTATGTACAGATATCAACCTATACTGGTGTAGACATT
TACTGCATCAGAAAACACTCAAACTATATTAGGGAATTGTGCCAATATCCAAATCACTGCGCAGGGAGTTG
CTGGGTTACTGCCAGCAGTACTAACGTCATTTAGCAGAGAACTCCGATTTTCTTTATCAAAGCAAATGTATTG
AAGAAACCCCACTGAACACAAGGGGATTTCTGTTGGATAAACTTTATTTTTTCGACAGCCGCTTAAAGGGTTA
TTGCATGTGTGCTTGGGCATGGTTAGGTCTTGGATAGGGAAAGTATCGCTTCTAAAGTTGATTAAGGTAATA
TCATTTTGGAGGGTTTCCAGGCGAATGGGAATTGTTGTGTCAAAAAACAGTGAAGACATGTAATTGCAAACG
AAAGTCAAACAGTTTTGTTTGTATGTGTCTGTTCCATGCAGTTTTTGGGATATTTTTGGGGATATTTTTTA
TTAACCATCTCGTAATTGTGTTTTTTTTCTGTGCATGCCAGAGGTCATCGACAGGGTCTTATGTGATTCCGAG
AGGCTCAAGTTGAAATGAGGGTTTGAATAATTTCAATGAGCCACTTGGATGAAAAAGTATTACTACATTTAG
AAGAAATACAGAAATTTAGAATTATAACCTCGTTTTGCAAGTAGAACACAAGAAGATATATTTTGAAGAGGT
TATGGCTGTGCTGTGTTAGTGTGGTTGAATAGATTCTGTATTTACCTGGCAAAGGTGAGAAGTCCATTAGACC
TCTGCAGTGACGCTCAGCATCTGCTCATTCTACTCTGGTGTCTTCTGACTGTGTGACAGTGTGTCTCCAGATG
TGAACAGATAAACCCCTTATTGTTTACGCCCCCTGCCCTCAATTCTCTGCCCCAGTGACCTTATGTGAACATAA
GTCAGCAAACAGCTGAACTGAAGCTAAAAAAGGTCGAGTCAGGACAAGTTTAAAGTTCTTTATTTTATATG
CACAACAATTCAGTGAAGCAGTTGTAATGAAATACATTTGTTCTCAGGCTCCCTTCGTCTCACACAAAAGGT
AGAAAAAGAAATCACTTAATTAATAAGAGAATCAAAGACAGTATTACAACTGAATCCAGTCTAATTTGT
GGAATAATCTTCAAGCCCCAGTGAATCTAAGCAGCATTTCTAGTGCAATTAATGAATGAATTTTACTAACTA
CAACTTCTCCAAATAGAGAAAATGTTAGTGGTGTACAGTCTGAATCAGCAAAGCTACTTTTAAATATTTATC
TTGTTCCCTCTGAGCGGACCCACCCTTTGAAGGCTCCAGTTCTCTCCAGATAAGCGTGTGGCAGCAAACCT
TCACCCCAAATGACATCACTTTTCATGTTCAACCGATAACTAAATCCATTAATATTAATTAATTGCAGAGCCT
AGATTTCAAATCAGTACGCTGGACTCTTAGATGTTTACACCGTTGCCTATAGCTTTAACTTTCCATACTCAC
ATATGTCTGTTCTCTGAATCAGAGCATTAGACCCAGTTATTTTACTTTTGTGATTTGGATCATATTTTGGT
ATTGTGCTGTAACAATAAAACGATTACAAGCTTAAATTTAGTATGTCATTGCTGAAATAATATAATAATTTA
TTTGATTATTTATTTAATCTAACGATGTAAGGACAAGTCATGTTGGATTTGGTCCAACCTGAAAGTTATTTAT
AGAAGCATGCCACTTCAGGGTCGTATCAACACCCTAGATTTTGCGAAAAAGCTCAAAAAGCGTTTATCTGGTT
AGGCTCAAATCTGATAAATCTGATCAAGAATGATATTAAGCTCGGGCACATGAGCCATATTACTTATTACCA
GTTAATTTAGTTGGAACTATAATCTTTCTTTTCTGACGGGTTCAAGTTCGTCAATTTTCGATGGCTGTATTGG
GTATTTGTGTTTTGCATTAAGATGCAATCTGAATGAAATGAAATCCTTGAGTTGAAAGAATCTTGAGT
GAAAAACAACACTAGAGTGAAAACATGTGCTACATTACTTATTTTTAACTTGTGTTTTTTTTTACAGAGTTGTTT
TTTTGTCTTTATCTCATGCAAGCTGCAACACATCATTTGGAACCTGTCCAAATGCCACGCAGCCTATCTTGA
GGTGGATGGGTGTGACCCTGCTCTGTTTTATGTATAAAAACCCACGGTGTGGCTGATCACAGCGTTCAA
CTTCAACCAAACAATCAACAGGCAAAATGAGTCTCACTGCTAAGGACAAGGCCGAGTCAAGGCCTTCTGGGG
TAAAGTGTCTGGCAAGGCGGAGGACATCGGCACCGATGCTCTGTCCAGGTAATTATGACCCCTAACTAACTGT
AACCTTTTTCTAAAATTAAGTGCATGTTTTCGTTATGAATTTATAATTGTTTATTCATTACTCACATTTATTA
TCCAGGATGCTGGTGGTGTACCCGCAGACCAAGACTTACTTCTCCACTGGAAGGACTTGAGCCCCGGCTCTG
CCCCAGTGAGGAAGCACGGTAAGACTGTGATGTCTGGAGTTGCAGATGCTGTGTCCAAAATCGACGACCTGAA
TGCTGGTCTCCTGAACCTCAGTGAGCTGCATGCCTTCACTCTGCGAGTGGATCCTGCCAACTTCAAGGTGAGT
GATGGTGATTAACACTTGGTAGTGTTTTTCAAACCTGCTGTTATTTTATTGCCTTCGCTCTGCCATAAGAAGGT
ATGCACAAAACGTTTTAATTAATTAACAACAAAACAAAAAATATTAACAAAACCAATAACAATAAAAACTAA
AATAAAACACTGAAAACACTGAACTTAAATAAAAAAATAAAAAAATAAAAACTAATGAAAATACTTA
ACTATAAATAACTGGTGTGAAGCCAGCTCAGCTTTCATTTAACTGTGTTTAAATTCAAAATTGAGTGCACATCA
GTCGTCGCTGTGAGAGGAGAAAAGAAAAGGGGAAGATGAAAATCAGTGACACACTGAATGTTAGTTTGGT
GTTGTTTGACCTTCTTTGCAATATCTCACTTGTGTTCTGGGCTTTTTGATATTGAGTCTTATACACTATA
TACTTAACGATTTTTTAGGTACTGGCGATTGGATTAAATGTCATTATTCTCTTTTGACAGATTCTGGCTACA
ACATCCTTGTGGTCTGTCATCATGTTCCCGAAGACTTCTCCCTGAGGTCATGTGGCTATGGACAAGTT
CCTGGCTGCCCTGGCTCGTGCCTTGTCTGAGAAATACCGATAAACTGCAGGAGCAGGAGCAGATGATGCACAG
CAGCATGGGCTTGGATGCACCTGTGCTGAGTCTGAATATCAATAAAAGATCAAATGCAATTAACAGTTTGTGTG
GAGTAATTTTCTATCGTGCATGTTTAAAGTGTGTCAAGTCAGGTCAACAGCATAACATATTTTGTGGAATTT
GAATTGGTATAACGCATGTCAACGACGGTTCAACATATTTACTTTNAACAAAACAGACAAAATAATTCGTACA
ACAACATAAAAACCCCTATTTTAAATCGACCAGAATGAATGCAAATGAATGAAGTATGACACAACACCCTACAAA
TGTAATCTCCAACGGATCTAAGTTGAAATATATTACAGCCCTGAGGTGCAATTTCTTTTCTCTATATATAT
CTATAACTATATATAGTGGCAGTAATATAATTTCTCTCTCTCTCTCTCTCTCTCTCTCTCTCTCTCTCTCT
CTCTCTCTCTCTCGCTCTCTCTCTTTCTCCTTCTCTCACTCATTTTTAAAGGTTTAGAAGGATAATTATAGTTA
AAATGTATTCTGTTTAGTACTCTTTATATAATAATCATGTTTATTTTGTGGCAAAATACAAGTTTTTTGTAC

AAACTTGATCTTGCTTCCAAACTTTTGGCCTGTATTGTATGTATAGATATATCCATTAAGACAACATTTAAAT
ATCTGAGTTTAAATAATGTTACAGTCACTGGTCTATTAACCTCCCCTTACAGTGACTTACAGTGCAAGATTTT
GTGCTTTATTTGAACATGTTGGCCTGTCTTCTACCCCCTACGTTTTCAGGGGAAATGTTATAATAATGTAGTA
ATAATAATGCATTATAATGCGTCATAATTTTACTTTTTTAAAGTGGTCATTCTGCATAAAGAATACCTTAATA
TTAGGCTGATAATACCAGTGTATTTAATTTTATTTCGTATTTCAATGAAAGACTTTTAGTTTTAATGTTATTAT
TGGTATTGAAGCTTTAAATGGATTTAAATAGTTCTTCAACCCTGAACATAAGTAAATATATATTGTGAATAA
AACTTTTACAATTTCAATTGTATGCATCCTAATATGACCATCAATCCAGGCAGAGGAACACGCAACTTGTTGA
ATATGCTTATTGTTTTATTTATTTATGCTCTTGAGACATGATCAAATAATGTTTTTTTCCAAAATGATCAGCA
TGTGATGGTCTTCTTTCTCTCTAGTGGTACTGCCTTCCCAGGGAGGACACCACCACGGCCAGGAACCTTCTGAA
AAGCTGCCTGGACATCACCAGTGAAGGCTTTACCCAGCTTTGCAGCAACCACAATGGTCCAGGCAGTCAGCCAG
CAGCTGCAAGACAACAAGCATCAGAAAACATTAACATGAAAGGAATGTGGAATAATGGTTGAATATGGATAAC
AATAGTTACAGCTCCAAAACCTCACCTGAAATTGTGAGGATCCACGTGCAGTTTCTCGGAGTGCAGCACACT
CAGCTCTGCATATGTGCCCTTTATGTGCTCCATGTTCTTCCACAGCCCGGTTCGAGACCGTGGAGGACAACCTTT
CCGTGAGCTGCAACCATCGGATTTGCAATGATAGCAGCGGCGTTGTAGAGGTTTCCAAAGTTGCCGAAATACC
TCTGAGTCCAGGGGTAAACGACCAGACACCTGAGGGAAACATGCAAAAACATGTAGTATAACTCAAAATTGTTA
CAGGCTACTTCTTTTTGCGCATTCATGTTAAGGAGAAAAACAACAACAGAAAAATCTTTCACCTGGAAAAGA
GCTGCAGGTCCCACGACCTCATAGTCCATCTTGGAGAAAGATGTCCTGGATGGTGGCGCGCTCGAAGTCTGTCC
ATTCGACCATTTTGCCGGCTGTAGATTTGTTTACAGAGTCTGTGTGGGCCATGACCAGATGCAACTTTTAAA
AGAACCCTTTCACCTCTCCAAAATATGCAATTGGATGGAGTAGGGCAGTGGGTTGTCCATGTATAGCTACGG
ATTTCCAAAATGATAAGAAAAATGACAAATCTGCACTGCTTAGATTGTATATGAAGCGGAAGAAATAGATATT
GCTGGTTGTGTGAATTCATGCAGTAAAAAGAAGACCTAAGCTGGCAGTATTAACCGAGATACTGTTAAAAA
TGGGGCCAGATTCTTACGAATTTTTTGAATGCTTGAAAAATGACAATTTGTACTATCTGACAGTATTAAGTA
GCCTACGTTTTTCTGGTCTTCTGGCCACTCAAAGTGTCTTACAACACTTGTACATTCATTCACCCATTCACA
CAAACATGCATACACTGCTGGCAGAGGCTGTGCATGCAAGGAGCCAACCTGCTCATCGGGTTAGGGGGTCGATA
GCTTCTATCTAAAGCAATTTGGGGTTCAGTATATTCTGTCAAATCAGTCCAAGGACACTTCTAATGGATTGG
GGGAGCCGAAATCGAACCATAGACCCTCCAATTCATAGACAACAACCTGAGCTCAAAAACGCGAGCCACAGG
CGCCCCCTAACGTGGATCTAATGTGAATAAATGATATCCAACTTGAGGTAATAAATCCAGTAGATGGCGCTC
CTACACGTCAGGGAAACTGACCTCTGCAAGACCGGTTCAAAGTGAGGATAATGCAGACCAAAATAAATGATGT
TTGTAATAATCACAACCTGAAAAATGACCTTCTTTGAGATCAGTTTAGCTTATGCATTTATGTATCGATCTACAG
TTTACACAACAAAAAATACTTCGGTGTGACTTAGACGGTAATTATCATTTGACGTCATTGTAATCATTACC
TCATTTTTTCCCTCCCAGCTCATTTTCGATGTTAAGAAACGCAGGACCTGTGTGCAATGTACATTCATACATT
AAAATTATATACTTGTAGTGATTTACATTATTTATGGGGTATACCCAAGTTTTATTTTTCTGTTGCAACAG
AATGGTGGCTTATAAGGGTGGCTTATTTTACGCCAAGCTGTAAATAATGGTGGACACAAAGGTAGCCATATGA
AGGGAGGTATACTCAAGATTGGGCAACAAGACAACCTGACAACATACAGTATGTTTAAACGACAGAAACAAAAG
GAGGAGTTGTGTGAGGTACAGGGTCCCAGGCACTAGCCTCACTTCAGTACCACGGACAGCTCCCTGATCACC
ACTGCCACACCCCGGATGTACTGTCTACTGGCATGTTCTGTTTCTTTATGAACAAAATCGTCTTACAAAA
CAGTTGAAAGCATTTACTTCAATACCACACTGTAACCTTCAACGATTAATGAGCGACTTAAAGTTCTTATAATA
TAATAATATAAAAAATAAT
ATATATGTTTCTCTGCACTGGCTCCCTGTAAAATTTAGAATAGAATTTAAATTTCTCTTCCCTCCACATTCAA
GAGTAGGCTTAAGACGTTCTTTTTGATATAGCTTATGGTTAGGGCTGGATCAGGTGAGTCTTGAACCATCCC
GTAGTTATGCTACTATAGGCTTAGACTATCCTGGGATTTCCCATGGTGCAGTGCAGTCCCTCTCTCTCTCT
CTTCTGCACTCATTATGTCATTAATGCATGTTACTAACTTCACTTCTTCCCAGGTTCTTGTGCTTTC
TCGCTCGCAGGTTCTTATCGATCCTGGTGGAGCCTCCTGCCATGGTCTCTGCTAGATTGCCTTTACCAATACT
GTTGTTGCTGTGCACCTGTCTGTCTGCCTGTCT
GTCGGTCT
CAGCTGGTCGAGACAGACGCGGACCCACCTAGAGCCGAAGGATCTGCTCCTAGGTTTCTGCCTTTAAACAGGCA
GTTTTCTTGCACAAGTGTCTGCTCATGGTGAACCTGTTGGGTCTCTGTAATTAATGTTTTAAAGAGTTCGGT
CTAGACCTGCTCTATTTGAAAAGTGTCTGAGATAACTTCTGTTATGAATTAGCGCTATACAAATAAAATGGA
ATTGAATTGAATAACCTTTTAAATATTCATGAATGCCACATGTCTCCTTTTCTGCACAGGCAGAAAGTTCTTACG
ATTTCTTGCACAGAAACGTTTGGTGAATAAGCACTAAGCAGGCAGGACGAGTGCAGCCCTGTGACTGGCTAA
AGTGAGGAGGTGAGAATTAAGTGACAGCACAAAGTGTTCATAATGTTACTGGGAAAAATCCCTAACGATTAAT
GAGAATAATATTGTAATAACAATAATAAAGAAGAAAAACATTATAACTTCAATAAAACTGGTTACCTTGAA
ATCAGTATTTTAAATACGTTTTATTATCATAATTATATTATTATTATTATTATTATTATTATTATTATTATTATTA
TTATTATTATTATTATTATTATTATTATTACCTAAATGTGTATGTGTACTGAAAAATGTTTTAAAAAAGAAGAGA
CATCTGTACATTTTATTTGTTTTATTTCAGCAAGCCCTTCCATGTTAAAAGGGATGTTGGCGTTGTTGTGGACG
ACATGCCGATTGTATGCAGTCGATGCCCTGAATCCTGGATCGCTGGAGTTTAGCGGTATCTCTCGACAGA
GCCAAAGCCAGGTTCTGCAGGAACCTGTCAACGGAGACATGGACTTTCAGCAGTGAATCTGCGGGGAAGAGCA
TGCCAAAACCAAGATGATGTTGTGGGCCAGGATCTGCGGTTGTGCAAGAAACACATTTAATTAAGTCAT

CAACAAAGAAAAAAAAACACATGGACAGTTAGATAAACAGTTATGACATAAATTCACATTTGAACATGAACAA
ATTTTATCTGACTTTTTGGCTAATGATGACCTAATTGTATTACTATAAATTAAGTAACTTACCCTGAAGTTGG
CAGGATCCACTCTGAGCTTGAAGGCATGCAGCTCGCTGAGGCTGATGAGACCACCAGCAAGGTCATCCATCTT
TCCGACGGCGTCGCCAACGGCCGCCATGATGGTTGCACCATGGGCTCTCACTTGAGGGGATTTCAGGACTGAGA
TCAGACCAGTGGGAAAAGTAAGTCTTGGTCTGCGGGTATACAGTCAGCATCCTGTCAAAGAAAATAAAGAAGA
ATCAATGACAAGAAGTAATAGCGCGCATAGTTTTAACTATGACAAAATACAATATAAAAAATAACAACAAAT
AAGCGCTTACCTGGCCAGAGCCTCAGCTCCAATCTCGGCAGACTTCGGGGACACTTTGGCCAGATAGCCTTC
ACCACGGACTTGTCTTTTTCGTTGAGACTCATGACTGCCCTTTCTTCAAGTTTTCAACAAGTAAAGAAAATAT
TCAAGCATGAACATGCTGGTTAACGACCTTTTTTATATCAAACCTTATTTGCACCACACCCAGTATCAAATCT
AAACCACACCTTCTCAAAGAAATTGCCAAAGTTTTCCAGCCAGTGTCTGAGATAAAATTAGGCTAACCACTC
CCTGTTCTTGTATATATTTTTTTCAGTCAGTTTTTTTTTAGGTAATTTAAAATATAATGGTTTTTGAATCTGTCTGC
AGATATAACCATATGCTGAAATGTGCATTGAGTAAGACAAAAGACAAGACTTTGTAAGGTTGCATTTATTCAA
CAGTTTGGACAGAATAAAGAAAAGAATAGAATAATAATAAAAAATAATTTCCACAGGTTTTTCAATTTGCAGAAA
GACATTTGAATGGTTATGGTTAATTGTGCATTTATGCAATTTATGCATTTTCATGAAAATAACACTTAAACTCTGA
TATAATTTGATTTCAACGTTACCATAACACTAATGACAATTTCTGCAACTTAAACAAAACATAAAATCTAAAACCAA
ATAAAAAACAACACTACAAAATTTCAATACATTTATCATGAAAACAGTGGCAAAGTACAAAACCTCTGTGACCAAATGT
GACAAAATGAAAAAAAAACCTATGACCTAAAAGGAAAAGGACAGTGTACAACATTAACATTAAGTGTTTTTTT
TCATAAGATGTTTAGTTTTCCATCCTTTTTGTAGCCATAAACACAGTGTAAACATAAAAATACTACTATTGCAAT
GGAATGAAAGATCAGCAAAAAGACAGGACAAACCATATACTTTTTTACAATTTCTGCAATACACTTTAATACAAT
AAGTTATTTTAAATTCAGAAAAAATGTTGAAACGCATTTCAATTGAAAATTTTAAAGTAACACAAAACCTCAATTTT
GCAAGTTAAAAACATTTCTTGATTAAGTACTTTTTAAGGTAAGTATTTTTGTTTTCGAATAAAAATTACAAAA
TTAAGTCAGTGTCACTTAATTAGCAAAGCTACTGATCAAGGATGTTTTTTAACTTAAAAATGTAGTTAGATTT
ACTTAAAAACATTATGTAACAGTTAAAAAAGTTTTTTAGTTAATAAACTTAACTGGTTTTAATGTGATAGG
TAGAGAAGTTAGAAGATTTTTGCAACCTTGCAACCTATGAATTAATGAACATTTTTAAGGAACCGATACAAAAC
TTCTTTTTTATTCGGAAAAAATGTAATATCAAATTTGGCCACATTTATTCTTATCAGCTTTTTTTTTCAGTACT
GGCAAACGTCCCATCTAACTCATTATAGGTAACAAGCCAAGCTCTCGTCTCTAGTCCAATCAGACGCTTCCAT
GGCTGAGAGGTGTGGCATTGAGTAATTAATAAAAACCTCCAGAGGACTGGTGTTTGCAAAAAGGTTTGTGCTCA
TATTTCTGTCTGAAAGAAAACGTGAGAACCTAACGTCGTCACATGGTCAAGTGGACAGATGCAGAGCGTGC
CGCCATCACAAGCTGGTGGGGAAAGATCGATGTGAATGAAATTTGGACCCCAGGCTTTGACCAGGTGACCTGTA
TAATCTTATTCATAGTTTTTTTTTTTATTTCTTACACGTTGACATTACTAGATGTTATTACTACTAGACTTTCAA
CAGTCTGTTGGTGTGTAGTTTGACTTTTTTCTTTATCATGGATCGTGTCAATTCAGACTTCTGATCGTGTAT
CCGTGGACTCAGAGACACTTCGCAACATTCGGCAACCTCTCCACCAGTGCCGCCATCCTCGGAAACCCCTTTGG
TGGCCGAGCACGGTAAGACAGTGTGGTGGGCTGGACAGAGCTGTGAAGAACATGGACGACATCAAGAACGT
CTATACCAAGCTGAGCGTGAAGCACTCTGAGAAAATCCATGTGGATCCTGATAACTTCAGGGTATGTAACCAT
CAACACCCAACCTTCAATGACTTCACAGTTTTATTCTACTAGACTATCACTGATCTCTGTATTCTATTCTTCTC
ATTTTAGATCTTTGCTCAAAATCATCAGCGTGTGTGTGGCTGCCAAGTTTGGACGTCAGTTCACCCCTGATGTC
CAAGAGGCTGGCAGAAGTTCCTGGATGTGGTCTCTCTGCCCTGAGCAGACAGTACCACTGAGGATCCGGAG
TGAAAGTTCACATTCAGAAAATGTGCAGCAGTCTACAGGCGTTTACAAATGTCTCAAGCACTGCGTTGAAGC
TTTTGCCAAAAGCACCAAATAAAATTTAAATCAAATACGTCCTGTGTTGTGTGTGATTGTCTGTAAAACCTTC
TTTTGTTTTTATCTTTTAGCCATTATTTTCTTCTCCTTAGATGTTTCGTAGCTTCAGCTCACAACCGATTTACA
CTAGGGATTTACATACATTAAAAACCTATTTTAAAAAAAATACAATGGTGTGACACATTTGATCCCCGTGTAATC
TGGTCTCTGTAATTACAAAAGTCTGCAACTTGGGTTTTTGTGTATAATTCTTTTAAACATTTGTGAACAAAAGT
GCTTTTGATCTGCCTTTTAAATTTCCACATCATAATCAGTTATTTTGGACTAAATCATCCCTATCATCTCAA
TTTTAACAAATTTACGAGTCTGCCATAACAAATATAGGGCTCTGATACCAGGTAAAAAATAAATAAATAAGAAT
TATATATGCACAAACACATATATTTAG
ATATTTGGGGTTTTCTTGTAAGACAGCCTTCGCAGCCTTGGATCATAATACTTCTTGTATAGTAATTATACTA
ATTACTCGATATTGTGATTTTACATTTCTCAAGTTAGGTTTTAGGTTTTAGAGAACACACATAAATTTGAGTGGT
CAGTGGTAAATGAAATTTATTTGCTATGACTCATCTTTAAGAAGGAAAATACTTCTGTCGTTATTTTTGGCTTC
TTTTAAAATGTGCAGTTTGTATAAAATGGGTGTGGTCACTGAAATTAATGATAACAGTGCACCAAATACTGT
ATCATGCAGGCGAGAAATTTGGCAGTGTGCCAATTTATGACTGAACAGTTTTATTTAAACATCGCTGGATGG
GCTTTTTATTTCAAATTTAAAAATTTTAAAGCAATTTAATAGGTTCCACCATGTGCATTTGGGCCATAAATGTTTT
AAAGCACACATCAACACCCTCCCTCAAGAAAGAGACTAAAAAACAATAACACAAAAAGAAAACAAAAACA
AGTATATACGGGTATAGGCTTATTTTAAATTTACAATATTTTAAATTCAGCAGTGTGCACACAAGTGTACTGAC
TAAGCATGAATTCACCTATTAGACTATTATTGACATTTACAATTTATATTAAGTCGATAGTCTGATTAGTTT
TATTTATGTAATAAATAATATATATTTAAAAACAACAACCTATGCATAAATTTATACAGTATGCTTCCACAATCA
GCTAAATGCTAATCCCTAGGGGATATAATGTAACATATATAGTATTTGTCAGAATGCTGAAATTTATCTTTTAG
GTAATTTTAAACAGAAATAAAAAGAGCACATTTGAACTGAAGATCCATTTGATTGCAAACTGTGAAATACAC
TAATGGTAAAGTGTGTGAATAACAATAGTAATTTGTAATTTGTTAGATTTAATCATACTTAGAATCATCTTTT

TAACCTGTTGGATATTTGTATATTATTTGTGTAGCCTACGTTACATGACGCTTTATTAGATCTCTCTCTTATG
TAAGTTACACGTTACTTTTTAATAACAATAACTTAATTCATATAGCACCTTTAAGAAAAGCTGTGATACATTG
TTGCAGCAATGGTTGTATAATTACATTCATAAAATAGATTAATCTAGATAGAGTAGGGCGTAACCATGCATTA
TTTGAGGGGAATGTGTCCAGTCTGTCCTCAGCAATATACAGTAGAAAATATGTTAAATATGTGAGCGCTGTCA
ACGGATTTGCCTCTTATTATTTCTTATTTTACAAATTTATGTCCATTTGTTAAAGAAAACATAAGTGTGAC
TCCCCCTCCCAACTTTATTCTTGGTGTGCGCCAAATTCAGTGCCTTGGTTGAGTGTGGCCAACTTTTTAGATC
CTCTTTAAATACTTTATTTCTTAAAACCCACCAGCAAAACGTTAAGCAGCTTATTCAAACCATCAGGGAAAAG
ACAAAACATTATAGTATTTGGGACAGGACTAGAGCTGCTCATCTGCCAACAGCGTTAATCCCTAATAAATAAC
AGAACAACAGAACATCAAAAACAAATGTCAGTGTAGTCATCAAAATGTTCTATATGTGCGCATTTTTAATTTATC
GTTGTAGCTTTTTCTGGTGGAGTGTCTCATTTGGACTCATCCAAAGTCTATAACTTGGTAAGGCCCTTGTAG
AATTATAACTGGTAGGAAACATATACTGTGAGTGGTAGGAAAGCTATAGAAGCCATTTCTGCCAGGAAAAAA
AAAAGACAGATAAAACTTAGCCTTGATAATAAAAATATCCTCAAAGTAAGTTGAAATTTATGAGATAAAAAAGTC
ATAATTAAGAGATAAGAAGTGCAGTGTGCCAATGGCAGTCAGCAATATATTCACAGATTCGCACTTCCCGCA
TCAATAACTCATAATCGGGACATTTTTAAAACACAGCGGATGCTTCTTTCCAACCGTAGTAAAGCACACAACA
CACAAAGCTACAACCTCATTTTCATCAAAAACAGCCGTCCCTATGCGCTGCTCTAATAACATTGATCTCTATG
TAAGGAGTGCAGGACCGTCAACAATTTTCAAGTTGTTGCTCGTTGTGTGCTTTACTACGGTTGGAAAAGAA
GCATCCGCTGTGTTTTAAAAATGCCCGATTATGAGTTATTGATGAGGGAAAGTGCGAATCTGTGAATATATTG
CCAACTGCCATTGAAGCGCATGCGCACTTCTTATCTCATAATTCGATTTTTTTTTTAAATCTCATAATTATG
ACTTTATATCTCATAATTTAGACTTACTTTGAGGATATTTTTATTATCAAGGCTAAGTTTTATCTGTCTTTTT
TTTTTTTTTCCCTGGCGGAACTGGGCTTCCATAGAAAAGCTCCGATCTGCTGAAGCAAGCGGAGTCTTTTAGC
CACGGTCCCTGTTCCCTGCCGAACATTTTTTGAAGTGACACAAAACAATCGCAACAGTACACGGATGTGAGGTT
GGGAGTACTTAATTAATCGCCAAACCTCCACATTAAAAACAAGTTAGCCTGTAATTGGTCCAGGGTCCGGTGGTA
TGTGTGTATGGCATAACATTAATACGAGCTTCGCCCCGAAACAAGCTAACGTAACCTTACGCTGTTTGGTCTAGC
TACAGCTCACGGGCGAGCTAACGTAACGTTAGCTAGGATGCTAACATGATGTTCAACCCAGTAGCCGGGTAC
AAGGTGACCGAAAATCCATGTACAGCCAGTCACAAAATAGCGTGTACAAAACCTGGAGACAAAACAAGCCCTAT
TAGCGTCATACTGGTTAGCTCTGGCAGCCGAGGACACAACTACTTTTTCGATACCCTTTCCAAAGAGTGGCT
GAATGTCGGTCATCTCTTACAGGTAGGGGTAGCATCCAGTTAGCATTACCAGCGAATCACAGTACAGCACTG
ATGTTTGTGATCTTTACTCAAGGGAACCTCGTGCCCTGAGGTCTCACTTTCTCGCAATTACACATACACAGC
TGGATAAAATTACGAACACCCCCCAATGTAATGCAGTCAAATACAGCAGCCTAGCAATATATGGTTCCCTTAC
AATGCTAAGGCCACAGTTGTCCACTGTTCCCTCTTTCTGAAAAAGAAAGTTTTCTGTTTGGTTTTTTTTTGCA
TTCTTTTTGTCAATTGTGACTGTTTGGAGCTTAGTATGATATATGTAATGTACTGGATGTAACCTGTGATTGGC
TACTTCACATATAGTTTTCGTATGCTTTTTGTCCACACCCAGTGAACCCAGCTGTAGAGACAGTCGCACTAA
CTGAATACACACTTACAGTATTTCTGACGTATTACTTCTGTATAACCTTCATATGTGAGCTTCCATGCCAATA
TACTGTGGGTATATTGGCATGTGTCTAAAATGGCAAAAAAATAAATCAAAAATGACATGTCACCTACAAGTA
GACCTTACTAAGAGAAAAATACCATAACAACAACAACACTATGGCTTGATACAGTAACACAACACTTCTCTA
ATACATGTTTGATATTCAGAGTGTGTTTTAACATCTTGTGGCTTTTAAATGGGGCTACATCTCAAATCAGTG
TATTTTTACTAGTTGGCATCAATAATCAAGTGAACCTAATACTATTATTTCTGTCCACAAGCTAAACAACGAAG
TCCATATGTACTGAACACAACCGGGGATGGTCTTGAAGATCAGGATGGTGAATTCAAGGTATTGTTTTTGGTCT
TCATTTAATATTACTGGATTTATAAATTAATTATAGGGAAAGTTGACTCTAGGTGGACACACAGACAATTCTTA
GATCAGCATGAGGCACTCACTCTCATGTGTTTCCCTCCCTGTGTCCCCTGTTTTATGTTTCAAAAACCTCATTG
TATTTTTCAAGAGGAATTGAGGAGTGTAAAAGGTTGTTCTAACCCATGTGGTGTGACCTATATTAATGTCTT
CAAAATGAACTTACAAGACAAAATGCTCACCATGTGCCTCTTCAGATTTGTATATCCCAGCTGCCGTTTGC
TTATCTGAACTGGTAATAAAAAACAAGCATTAAACCAGTTCTGATTACTTTATTTTGTACCTCCGTTTATGA
GAAAATGGAGACAAATTTCTACATGTGTTAAATAAACAAGTTTATACAATGCACACATGTTTTCTAAGCTCAA
CATGAATGTTGGGACAAGAAGCTGTCAATCGTTGAAAATAGTCATATTACAAATAAAATTTGGCCATTGATTCA
AAAATAGGATAGTGGCAGTGTGCATCATTTCATGGTTTTACACAAGCTAAGACATGAAAAAAGAGGGGAATGA
CTTGTTAATCCACTGAGTAAAAAAGAAATGGGAAAACCTGCTGTACACGAATGTTGCAGATATGACAATTGTT
AAATAGAGTAGTATTCAGATCAATCCACAGTCACTATATAAATTAATTAATTTATTTGATTATACTATACTCTC
TTGTTTATGGTATAGACTCTCCTGGTGGTGGCCACATGAGAATAAATAAATAAATAAATAAATAAATAAATAA
TTAACTGGTGTGTTATAGATATTGAACCAACTACTGTATAAATAAATAAATAAATAAATAAATAAATAAATAA
AAGCTGTGTGAGTTAAGCTAAAAATAAATATAACAATGAAGATATACTCACAAAAATTTAGCTATTTCATGAT
TTTGAGTTGAGCAGTCACTCTGGCAGAAGTTGTATGAAACATGAACAGAATTGGCAAACAACCTTGAACCTCTA
CCATTTGCACTCTCGAAGATATTGATGTCTGATTCTGAAAAATACAAAAATGTCAGACAGAGAACCTTTTCACT
CTTGTGTTGTTATTTTCCAACCTGCATTCAGTTTTTCATCATGCTGCGGCTTTATGGATGGTAATGCTAGTCAGTC
GTTGGTGGTGTATATTACTTTGGTACAGGGTTGTAAGAGGCAGCCACAAATGATCATTTAAACTCTTTTATC
AATGCAACTCACTAGGCGTAATCAGATAAACTGACACAAGATCATGGAATCTTTTTTTTTTTTTTTTTTTTCTTTTGC
TCAGTTTTTCCATACGGACTCCACTACAAACATACTTTGTACTATGTACTCCAGTTTAACTTTCTTTAAATTT
AAGGTCTATGACCTTTTAGACAGATTATACTGGGATATAGAACCATACAGAGCCTTATAATCATTGAATAATT

AATTAATATAAGGTAGGTGTTCTATGGCCCGTCATTTTTGGCTTGGTTAACAACTGACAGCAGCATTTTGAA
CAGTTTGAAGCAATACAGTAACAGCTTTATAAAGACCAGTATAAAGTGTTTTATAGTATTTAAGTGGCTCATT
GTGAGGGATTGCATAAAATATTTTACGGTATCTTTTTGAGTAATGTTAACAAATTTAGTTGCCTTTATGACA
GTTTTAAGCTGGCATTAAACTCATGTGGCTATAATGTTAATGGCATTAAAGGCACAGTCAGGGTAAACAAGTT
AATTTGTTTGAATCAACCTGCAGACCAGCATTTTACATCATAGTATCACATGTTTGTTCGGGTTGTTTTGAT
GTCCATTTTATGCATTTCAGCCCACTGTGTGTTGCATTTTGCCTTTTTGTTTGCCTTTTTTCTTCTTTTTTATGG
CCCAATTTCCATTTTCAGAGAACAATCTCCACTAACTGACGAACAGTTGGTAGCAGGGTAAGACCAATCATTTC
TAAACCACCTTTCTTCGCTTAGATCACCCCTGTCTTTTTTTTTATCCCCTTCTTTCCTATTTTTGTGTCTTATA
TGGATCCCCAACCTAATTTTCAGTAAAATCCTTGTAAATATCAGTAGCAGATCCAGTGAATCAGTGCCTTGT
TTAATTCAGTATTTTCAGTTTTTCTCTCCTGTATTGTATGCCTTTATGAACAATAACAATCCAACAGTTTTAA
ACTATAATTACAGTTTTAATTCACATCAATTATATTACCTCTAGTATGTAGACTCAGCATTACGAAACATATT
GCAAAATCAAATGCAAACTACAATAAAGCAGCTACTACACATCCTTTTTCAAATGTGTTCAGTGGGGTAAGTCTA
TAATGTGTTTAAATTTTTTCTTGAAGGTAACGCCTTGATTTTTATTCTTTGATTGCAGCATGAGTTACTTAA
GTCAAACCAGCATGAGTCTTTCACATTCCTTATTTCATTCATACAGCGACTTCACTGTTTCTGCAAGAAGGCCTCTTT
CTCTTTTTCTCCTCTCCAGTAGCCACACAAGCCTTTTTTATTTATACTCTCATTTTTTGAATTACTTTACAGGCA
GATGCATCTGATTAACGCAACCCTCCTATAGACAGGAATGTGAAAAATGTAAACAACAGAGCTAATTTAAA
CCCTCTTACTTGTTCAGCTGTTTCTGTGCTGTAACCTCTCATCCCATCTTGCACACTTTTTGTATTGAGTCT
GTTCTTCTTCTTAAAGGTTCTCTGACATCATCCTTGCCACCATCCTGGCCACCAAATCTGACATGTGTGGGA
AGAAGTTTGAAGTGAAGATAGACAATGTTTCGATTTGTGGGTACCCTACTCTCCTTCAGCATCCTCCCATCAT
TCAGGCAAGGATAAAATGTCTCCTATTAATAAAATCATTTCGATTTGAATTGAACTTCAGTAAGTTTAAAAA
GAAATGTTATGCAGTTTTCTTTTGGACAGTTAGCTTGTACCCTGTTCAAGAGAAAAGAAAAGATAAAATGGA
TTTGCACAGTGAAGAGAAACAACAATGAGTGTGAAGAATCCCTACATTGAAATGTTTTAATTAGCAGGCAT
TGCCATTAATAGCTGTTATTATACATGGCAGTAGACACCTTTGATTGATAATTTCAATTAAGGTTAACAGT
TCCATTTTGAATTTTATTGTTATCATTATAATATTGATGTGTCTTGCCATCTAACTTTGAATAGGCTATAAGG
CCATTTCTCATTGTCCCAAGGCCCTCTAAATGTATGTAATCCTTTGAACTTTGGCAGATTAGTCTTAACTAAAA
CAGTGCCTCCTACTGACGGTTTTCTATGCTTCTGCACTGTCAACAGCTGTGGCTGGAGGCATTATCTTATTAT
CTGCTTTTTTTTTATAAATTTACCAGAACAAGATCAACAAGCTTAGCAAAGTCAAGTAAAATATATTTTTAAA
TATCCCTATATCACACATAAAAAAATGCTTCAAGGGTTTGACAATCTGCACAGTAATCCTCTATACTTAGA
CTCTCAACTTGGTTGGGGAACAACCTCCATTAATGGGCAAGATGTAAGAAACCTCAGGAAGGGCAACAGAGGA
AGGATCCCTCTACCAGGATGGACAGAAGAACAATAGATGCCACATGTACAGAATAGACCAACATTATGGCATT
CACTCACAATGGCAAGATTACAGATAGATTGTAATAAATACGAAGAATGGACCTGATGATGAGCAACCCCG
GTGTCACCAACAGATCTGAGCCACACAACCTCCACTCCACTATTGAGACGTGGAAGAGGACGGACTACAAAG
ACTCACAAGAGCATAGCTTCACACACATCATTTCACACAGGTTGTAAAAAACAACACACAGACAAA
GGGAGAAAGAGACAAAGACAACATGCACAAAAAAGAGAGAAAGACCAAGGAGAGGCTGAATGTCTGGA
GAACGAATATCAAATCCATAAATCTACCGAAGGTGGTAATCTGGTATAATGTAGTGAATAAATAAATAA
GTGTGAAGTAATTATAAATGCTTCTACAAAAAACAAGAAACAGTTTACATTATCTGTAATGCAACAGCAC
CTACTGTACATGACTTAAAAATGACCATTTAGCTCAATCAACTCTTCTTTGAGAAAGTCTCAGAAATTTTTTT
TTCAGGTTTGACAAAGGTTGATTTATTGCAGAACTATTGTGCTAGGTTGTATAACATTTTGTGCTGCAGCTT
TTATCATGTTTTTGTTTAATATATGTGAATTTAACTGCTCTAGATCTACACACTGTGGATTTACATTTTAAA
TGTATTTATAAACACTTGGTTTATTACATACATCTTATTCATTTTTTTTTTCTTTTTATGCAGGTTTCTAAGA
CAGATCCTTCACCTAAGAGAGAAAATGCCTACAATGATATTGTTAATGTGGTGTGTTGCCCTAAGGGTATGAAC
TTTTAATAATAAATTTAATTTCTTTGGTTTTATTTTGTCTGCTTTTTGCTCTACCAGTTGAAAAATGCTGC
ATATAAGTGGTCATTTAATATTACAATTAACGTCTTATTTTAAATGATGGCACAATTAAGTCAGCTGGCA
GTGGGTGGGACGCGTTGCGTCTGTGTTAATCTGTGTGTCTGTGAAGAAGGGTGTGTGTAAGTGAATAATTTCT
GGTATACTATATCTGTGAGAGCATAGGAACCTCAGAGGGGGGAAGGGCCAATTTACTATGCTTAATCATGCTGG
TCAACTAGGCACAGCCTGTTCTGCCCATGCTGAGTCACTGTACTCAGTAAGTCCCAGTATAGCTGAGGCAGC
CGAGGACACAAAATGCTCAGTCAATGTTTTGTCAATGATATCTGCCAGTAAGTGTGGTATCTTTACTGCAGAA
ATGTTTACAAGAATAACAGTTCCATTGGGTTATTTTAGCTTGTGCTAGTGTATTTGCAATGGGTAATTTTTTT
TATTTTACAATAAATTCATAAGATTTAACAATTCATTTTTAATGAATTCACATTTTCCACAGTAAATTTAT
GTATGTTATTCTACATGTTTATTATACAGATAAGCTTTGCAATTTTTGTTTTTATCTACTTTGCAAGAAAA
TTAAGCAATTGATCTGCTTAAACAATGCCATGAGATGATGCCAATGACCACCTTATTAACATACCTGAGGAG
AGCAGAATATTAGAACTCCTCTCAGTATAAAGTAACACCACCTAAGCTTCAGAAATACCACAGAGATGAG
GCAAAAACCTTTCCAACACAATCTCAATAAAAACTGAACAATATACTTTAGAGTGATTGGATTTATCAGAGGT
TTATTGGATTGGATTACATTACAAGTATGATTTTTTTCAGGTGAACTGATGAACTCATTCCGCAGCATTCTGT
ATAAAATATATACATAAATAAAGGGCTCAAAATAATTTAAATATTAAGGCCATATATGTTTGATAGTTTATG
CGGTTAACAGGCCAGTAATGACATGAACATTAAGTACTGAGCGACAAATTAAGCACTGATGTTGCAAAATGCAGT
TAATAGGTAATAACTGAGTTGTATATGTATTACTAGCATATTTCTGTCAAAATTAACAGTTTTAAAAAGTGGC
TCCCTTTCTCTTTTTGCCATAAAGGCGAATGCTGACCCGTCCTCATCAGCTGCATGCACAACCTGTACAGC

CGCATTGCAATAGCTCTGCAGCATGAGGAGCGGGCGCTGCCAGTACCTGACCAGAGAGGGCCAAACTGATGCTGG
CCGTCCAGGATGAGATTACTACCATGACTGAGAGTAAGAAAGAAAGTTGTTGCACCTCACAGTTGACAGCAAT
TACTGCTCTGTCTCAGTTAATCTATAGAATTCCATAGAATCCATTGTACACAATGACATATTTATTCTTGAA
CATATTTATTGAGCTTGTAGGTACACTAACATTGTAATGATGTATTATAGTTGTGTTTTGAAAGTATATTTTCG
TATATTTTTCTGATTTAAGTGGATGGAAGCCCCCAGTCCCATTTAGACAAATTCTTCCCAAATGTAAGCTG
GCTAGAGACCTGAAGGAGGCTTATGACAGGTGTGTGATTAAACATATTATACATTGTTATTTCTGTTTTGTTA
TTTCCATATTTTTCTCACCATGCAGAATGCATATTGTTTCATACAGTTGAACATTTATGTTTTTGCAGCCTTTG
TACAACCTGGTGTGGTGCGACTACATATTAACAACCTGGCTTGAAGTGAGCTTCTGTTTACCACACAAGATCCAC
AGGATTGGTGGTAACTATATCCCCCGGAGGCATTAGAGCGCAGCCTTAAGGCTATAAGGTGTGTTTTTACCT
TCATGTGTACGGTGTATATATATATATATATGTATGTGTTAAATATAACATTTTTGTTTGTGGGTGAAACGTTTA
AAATTACACTTTTTGGCAACACCCCAATCAGCAGTTGTTGACTGTGAAAGATACTTGGCAGCCCTTTCAAAGCA
TAAACACATGAAGGGAGTGTATCCCAAGTGTATTACAGATATAAAAAATGTATACAGTATTTAAAATTATA
TTCAGATATTGCATATAAAATATTACATAAAACAATATAAAATTGCTTATAAAATCTTAATTTACTATGTAAGAA
ATGTATAACATTTACTATTAGTTAATATAGTTTTCTTCTTTTTCTGCCCCAAATACAACATCTGACAAACTTT
TGACCACCTCCTATTTACCTAATTTATAGTGTTTCATTTTATACCTTCAATTTAATTTGTGAATGGAATCTAAAAGC
AGCATAGTGTTAATGTGTTAATCTGACTTGGCAAGTCATGCAAACCTGCAAATGATAGGTAGGATGTCATATA
TCATCCACCTGGTTGAGGAAAAATAGCACACATACGCTTTTTATTTACTCAACCAGCCTGCATAGGCATACAGT
ATACATGACTATTAAGTAGCACAGGATTGTCACAGTGCTATTCATCTGTGTTGTTAGGTTCAATGTTGACCC
ACAGGTTAACAAGAGGCCATAAAACTGACAGTCTTTAACAGTATTATATTGTGAGTATTATGTCTTTAACAGC
TGATTAAGGGCTGTGTATTTTGTAACCTTCAGTACTGAGTCACTATTTAAAACATCAAGAAACCCTGAAATTG
TTTTTGTGGGCCATACTGCCCCCTATTGTCACCTCAGTATACCTACATAAGAGTTGTGATCAACCTCTACCTC
TCCTTTAATTTCTGTCTTTTTGAAGATAAACAAAATATGCAAAGGGTCATGTAAGTCATGAAATTGTAACAGCT
GTGCTGATAATTATTTTTTAATAATCAGAGTGGTTTGTGTTCTCAGAGACACACAGTTCGTACATGGATACA
TGTATAGATGGTTCTGTTTTACAGGGTGGTACTAAGGCTGATTCCTTCTGGTGTCTATTGTAGAGGCAGTCTT
GATCTCTAAAGATGAGTTTTGTTGATTTCAAGGCTGAAACATATGTTGTTTGATCCTCCAGACCTTATCATTC
CCTACTGCTACTGGAAGTGAGAAGGCACTGCTGAGCCAGCTTCCTTTGGACTGCTCGCCTGCGATGGTGC
CTCATCAAACCTGCTCAGCGGTGAAAAACCTGCAGCAACTCGCACAGGATGCTGACCTGGCCTTACTTCAGG
TGCAGAACAGTCACATCGCCTGAATCACCAATGCACTTTACAACACCTGATGCCATTCCTTTGAACTTGAAAGG
CAAATGGAAGTACTTTTTCATTTAATAACAAATTAATTCACAAGTGGATGTAATGATTAAGCTAATTTCAGC
CATCAGTAATAAAGAGTTTGGTGATTGTATTGGACTTTTGTAATTCAAATACAGTACACAAATGTAAGTTAGG
GAAGTAAAAGTGTATTACAGACGTTACTGTGTTAATGCGGTCTCACTGCCATCTAGTGGACAATATTTGTACAT
TCAAAGCAAATCTGAGACTACACAAGTCTGAGTAGTATAGGATGTTCTTATATCTTCCCTTCTACTGTTGGTTT
TCAATTCAAAACACTTTATGTTTGATTGGTTTTTTTTTCACATAATTTATATTTGCAAATCATTTTCCT
CTTAGATATTTCAAATTGCTGCTCACTTGGTTTTACTGGGGCAAAGCGATCATCATCTATCCACTGTGTGAGAA
CAACGCTACATGCTGTCTCCTCATGCTAACATCTGCCTGTGAGTATTCCTGATATGACATGAGACATTTGGC
TGTAATGATTACTTCAGAGCTAATGAGCCATAATATTGCAGAGCACCCATCCATGTCATTGCTTCATACACAG
TAGGTAAAAAATATTAATTCAGATTTCAAAGCCTGT

Supplementary file2: In order to validate the hemoglobin gene succession in the MN Cluster, PCRs were performed on genomic DNA from primers designed at different locations in the cluster.

| Couple of Primers (CP) | Sequences (5'-3') | Positions in the cluster (related to the first nucleotide of <i>Npr13</i> coding sequence) | predicted amplicon size |
|------------------------|--|--|-------------------------|
| CP1 | CCCAGAACTTCACTTACAGAGAGAC CACTTTCTGGTTCCTGACAA | 51481 49558 | 1923 |
| CP2 | CACCTCCACTGTGGTCATGT TGGAGGACTGTAGCTAACGAA | 49607 47623 | 1984 |
| CP3 | CAGGAACAACCTTGATGATTGATG TCTAACCTGCTACGCAGTGG | 47714 45773 | 1941 |
| CP4 | TCCAGTTGTGTAAGGCAGC AATGTAAGCTCATGCTGCAGTCTC | 45908 44434 | 1474 |
| CP5 | CACTTAACATTACAGCTGCAACAA CGAGCACAGGATCTACCGAT | 44214 42354 | 1860 |
| CP6 | GGTCCCGGGTGTGGCCTTGC GCCGCCATCTTGTCTGCG | 40209 38437 | 1772 |
| CP7 | CCAGCGTTTGTCAAGTGAAT ACAGAGAACATTGAAGAAGATGGA | 33251 31799 | 1452 |
| CP8 | CACTTAACATTACAGCTGCAACAA CCTGGGAATGCAGTACCACTAA | 31914 30708 | 1206 |
| CP9 | CAACTTGTTGAATTTGCTGATTT GAAAGACAAGTGGTTTCTGTCTC | 30817 29847 | 970 |
| CP10 | TGGGATTTGCACCAATGATA GCTGACCTTAAGCCGTTGTT | 29919 27869 | 2050 |
| CP11 | ATAACCTCAGCTGGCCCTTT GGCATATAACTACTGCAATGAACAA | 27958 25960 | 1998 |
| CP12 | GCGTCTTTGTGCTGTCTTTG CCTGGGAATGCAGTACCACTAA | 26072 24043 | 2029 |
| CP13 | CAACTTGTTGAATTTGCTGATTT TCCAGAGGTGTTCTTACAGTGC | 24141 22144 | 1997 |

| | | | |
|------|--|----------------|------|
| CP14 | GAACAAGCACCCATCGAAAG TATGGCGAGTTGTGTTGCAT | 22284 20346 | 1938 |
| CP15 | GCTCATTAAGCAATGCACCA CCTTCTACAGAGACGCCCTTTATTTGACAA | 20435 18421 | 2014 |
| CP16 | TTGTCAAATAAAGGGCGTCTCTGTAGAAGG AGTGCTTTCAGCACCCACCT | 18450 16540 | 1910 |
| CP17 | CGCCAAAGTAGCAGCTCAT GCACCTGGTAGTGCCTTT | 16591 14651 | 1940 |
| CP18 | AAAGGCACTACCAGGTGC AACTGGAGCCTTCAAAGGGT | 14692 12779 | 1913 |
| CP19 | ACCCTTTGAAGGCTCCAGTT GGGAACATGATGGACAGGAC | 12798 10892 | 1906 |
| CP20 | TCTGGCTCACAACATCCTTG CTGCAGCTCTTTCCAGGTG | 10933 9018 | 1915 |
| CP21 | TGCGCATTTCATGTTAAGGAG AGAACCTGCGAGACGAGAAA | 9082 7111 | 1971 |
| CP22 | ATGGTGCACTGAGCTCCTCT CTGGGAAACTTTGGCAATTT | 7229 5262 | 1967 |
| CP23 | TTCCTCAAAGAAATTGCCAAA CACACACGCTGATGATTTGA | 5291 3369 | 1922 |

Supplementary file 3. Hb α and Hb β amino acid sequences of the European sea bass and other teleost and non-teleost species used for phylogenetic analysis.

Hemoglobin alpha sequences

>Anguilla_anguilla_Anodic_HbA

MSLSAKDMAVVKGFWNKIAPKADEIGGEALGRMLRVFPQTKAYFAHWKDTSPNSPEVKKHGALILATIGDVVNRIENMTTVL
GSLSDLHAFKLRVDPANFKILGHNIMVVICMTFPNDFTPEVHLSVDKFFQNFTLALSERYR

>Anguilla_anguilla_Cathodic_HbA

MSLTAKDKSLITGFWQKISSKADDLGAELSRMIVVFPATKVYFSHWPDLPGPSVKKHGKVMMAAVGDAVGKMNDLVGAL
SALSDDLHAFKMRIDPGNFKTSLSHNILVACAVNFPVDFTAIEVHVAMDKFLAALGAALSDKYR

>Danio_rerio_LA_Hba1

MSLSAKDKAAVRGFWAKIAPKGEQIGNEAFSRLLLVYPQTKTYFSHWNDLAPGSPSVKKQKQKIVGGLGLAVDKIDDLFNGLLN
LSELHAFQLRVDPANFKLLSHCLLVFAMLPDDFTAIEVHLAIDKFLARVALALSDKYR

>Danio_rerio_LA_Hba2

MLSSAEKELIAEIKMTPVAEEIGSEALLRMFTTFPKTKTYFSLNISANSEHLRSHGKKIVEALAEGAKNISTLTTTLAPLSRFHA
YQLRIHPTNFKLFNHCLIVTLACRMGDDFTPVVHAAIDKFLSAFSAVLAEKFR

>Danio_rerio_MN_Hba1

MSLTAKDKAVIKGFWGKIASQADSIGQEAMGRMLTVYPQTKIYFAHWPDHSLGSAQVKKHGKIVMGAITDAVGKIDDLGAL
SSLSDLHATKLRVDPGNFKILSHNILVTLAVHFPADFTAIEVHVAVDKFLAALSAALADKYR

>Danio_rerio_MN_Hba2

MSLSDDTKAVVKAIWAKISPKADEIGAEALARMLTVYPQTKTYFSHWADLSPGSGPVKKHGKTIMGAVGEAISKIDDLVGGGLAA
LSELHAFKLRVDPANFKILSHNVIVIAMLPADFTPEVHVSVDKFFNNLALALSEKYR

>Danio_rerio_MN_Hba3

MSLSDDKAVVKAIWAKISPKADEIGAEALARMLTVYPQTKTYFSHWSDLSPGSGPVKKHGKTIMGAVGEAISKIDDLVGGGLAA
LSELHAFKLRVDPANFKILSHNVIVIAMLPADFTPEVHVSVDKFFNNLALALSEKYR

>Danio_rerio_MN_Hba4

MSLSAKDKAAVKTLWAKIAGKADDIGHDALSRMLIVYPQTKTYFSHWKDLSPGSAPVRKHGKTMGGVAEAVSKIDDLNAGLL
NLSELHAFQLRVDPANFKILSHNILVVLATLFPADFTPEAHVAMDKFLSALALAMSEKYR

>Danio_rerio_MN_Hba5

MSLSAKDKAAVKTLWAKIAGKADDIGHDALSRMLIVYPQTKTYFSHWKDLSPGSAPVRKHGKTMGGVAEAVSKIDDLNAGLL
NLSELHAFQLRVDPANFKILSHNILVVLATLFPADFTPEAHVAMDKFLSALALAMSEKYR

>Danio_rerio_MN_Hba6

MSLSAKDKAAVKTLWAKIAGKADDIGHDALSRMLIVYPQTKTYFSHWKDLSPGSAPVRKHGKTMGGVAEAVSKIDDLNAGLL
NLSELHAFQLRVDPANFKILSHNILVVLATLFPADFTPEAHVAMDKFLSALALAMSEKYR

>Danio_rerio_MN_Hba7

MSLSAKDKANVKAFFDKVAPKAEIEIGRETLRSLTFVYPQTKTYFSHWADLSPNSPQVKKHGTTVINGVLTAVGLMDDLKGGLLT
LSELHAFMLRVDPANFKIINHNLVSLAMMFDDFTPEVHVSVDKFLAQVSLALSEKYR

>Dasyatis_akajei_Hba

MVLSSQNKKAIEELGNLIKANAEEAWGADALARLFELHPQTKTYFSKFSGFEACNEQVKKHGKRVMMNALADATHHLDNLHLHLE
DLARKHGENLLVDPHNFHLFADCIVVTLAVNLQAFTPVTHCAVDKFELELVAYELSSCYR

>Dicentrarchus_labrax_LA_Hba1

MSLTQKDAAVKALWAKISKADAIGSDALSRMLTVYPQTKTYFSHWPDMSPGSAPVKAHGKKVMGGINLAVSKIDDLTNGL
LELSEQHAFQLRVDPTNFKILSHCVLVVSSMFPNDFTPEAHVAFDKFLTAVALALSEKYR

>Dicentrarchus_labrax_LA_Hba2

MLSKREKDLIAQIWGRLTPVADDIGSDALLRMFATFPQTKTYFSHLDISPRSAHLLSHGKKIVLAIIEGAQDISQLAVNLAPLQTLH
AYQLRIDPTNFKLFSHCMLVTLACHMGDDFTPVAHAAMDKYLSAFAAVLAEKYR

>Dicentrarchus_labrax_MN_Hba1

MSLNAKDKSVVKAIWAKVSPKSAEIGAEALARMLTVYPQTKTYFSHWSDLSPESPQVRAHGATIMAAVGDVAVGKMDLAGG
LISLSELHAFKLRVDPANFRILAHNIIVLAMLFPADFTAEVHVSVDKFLQNLALALSERYR

>Dicentrarchus_labrax_MN_Hba2

MSLTAKDKAAVKAFWGWKVGKAEDIGTDALSRMLVVYPQTKTYFSHWKDLSPGSAPVRKHGKTVMSGVADAVSKIDDLNAGL
LNLSELHAFTLRVDPANFKILAHNIIVLVLSIMFPEDFSPEVHVAMDKFLAALALALAEKYR

>Dicentrarchus_labrax_MN_Hba3

MTSLTAKDKDAVRTFWAKVSGKAEDIGADALARMLAVYPQTKTYFAHWKQDQSPSPSARKHGITVMTGVADAVTKIDDLKGG
LLSSELHAFTLRVDPANFKILSHNIIVLVMAIMFPTDFTPEVHVAMDKFLAALALALAEKYR

>Dicentrarchus_labrax_MN_Hba4

MTSLTAKDKDAVRTFWAKVSGKAEDIGAEALARMLAVYPQTKTYFSHWKQDQSPSPSARKHGITVMTGVADAVSKIDDLKGG
LLSSELHAFTLRVDPANFKILSHNIIVLVMAIMFPTDFTPEVHVAMDKFLAALALALAEKYR

>Dicentrarchus_labrax_MN_Hba5

MTSLTAKDKDAVRTFWAKVSGKAEDIGADALARMLAVYPQTKTYFAHWKQDQSPSPSARKHGITVMTGVADAVTKIDDLKGG
LLSSELHAFTLRVDPANFKILSHNIIVLVMAIMFPTDFTPEVHVAMDKFLAALALALAEKYR

>Dipturus_batis_Hba

MVLSDANKQEIHHVAELIKAHAEEAVGADALARLFELHPQTKTYFPNFSGYHATDAPVKAHGAKVINAVLKAAEHLDDLPHKLEK
LATAKHGHELLVDPHNFVLFSDIIVVTLATRLPTFSPATHRAIDKFLEELVHQLSSKYR

>Gadus_morhua_LA_Hba3

MLSKQEKEIIIEIWTRLPLADRIGAEALLRMFTSYPGTKTYFSHLDITPRSAHLLSHGQKIFLALAEKSKDIANLMTNLAPLQTYHA
YQLRIQPNNFKLFSHCMIIVTLACFMGDRFTPSSHAAMDKYLSAFAVAVPGEKFR

>Gadus_morhua_MN_Hba1

MSLTPKDKATVKLFWGRMSGKAELIGADALSRLAVYPQTKTYFSHWKSLSPGSPDVKKHKGKTIMMGIGDAVTKMDDLRLGL
LTLSELHAFKLRVDPTNFKLLSLNILVVMAMFDDFTPMAHLAVDKFLCALALALSEKYR

>Gadus_morhua_MN_Hba4

MSLTDKDKALIKGFFAKVSSKAIVEIGHQTLARTIVVYPQTKVYFSHWKDLGPDSPNIRKHGYTVVKGVLDSVDLIDDLVGGLELS
ELHAFRLRIDPANFKILNLLVVLGLMFPDDFTPQVHVSVDKYLALICLALCEKYR

>Gasterosteus_aculeatus_LA_Hba1

MSLTDKDKATVKAVWAKISKADAIGADALSRLVYPQTKTYFSHWKDLGPNASVKNHGKKNVMGGIALAVSKIDDLTAGLL
ELSEQHAFQLRVDPANFKILSHCILVVIAGLFPKDFTPFAHVAVDKFFCGVSLALAEKYR

>Gasterosteus_aculeatus_LA_Hba2

MLSKKQKDLIAEIWEGLISVADDIGADALLRMFASYPGKTYFSLDISHRSAHLLSHGKKIVLAI AEGAKDISQLTVTLAPLQTLHA
YQLRIDPTNFKLFSHCMLVSLACHMGEDFTPEAHAAMD KYLSAFAAVLAEKYR

>Gasterosteus_aculeatus_MN_Hba1

MSLNAKDKDAVKAFWAKVSGKAGDIGSDALSRLTVYPQTKTYFAHWKDMASGSDPVVKGKAVMGGVAEAINKIDDLNA
GLLNSELHAFTLRVDPANFKILSHNILVVMAILFPKDFTPVHVAMDKFLGALSRLAEKYR

>Gasterosteus_aculeatus_MN_Hba2

MTTLSTKDKKQVAFWAKVSGQGEIIGTDAVARMLRVYPQTKTYFSHWKDRSASSPDVQKHGRTVMAGVGDVAKIDDLKG
GLLNSELHAFTLRVDPANFKILSHNLLVVMATMLPNDFTPEVHVSMDFLAVALALAEKYR

>Gasterosteus_aculeatus_MN_Hba3

MTTLSTKDKQVAFWAKVSGQGEIIGTDAVARMLRVYPQTKTYFSHWKDRSASSPDVQKHGRTVMAGVGDVAKIDDLK
GGLNSELHAFTLRVDPANFKILSHNLLVVMATMLPNDFTPEVHVSMDFLAVALALAEKYR

>Gasterosteus_aculeatus_MN_Hba4

MTTLSTKDKKQVAFWAKVSGQGEIIGTDAVARMLRVYPQTKTYFSHWKDRSASSPDVQKHGRTVMAGVGDVAKIDDLKG
GLLNSELHAFTLRVDPANFKILSHNLLVVMATMFPNDFTPEVHVSMDFLAVALALAEKYR

>Gasterosteus_aculeatus_MN_Hba5

MTTLSTKDKKQVAFWAKVSGQGEIIGTDAVARMLRVYPQTKTYFSHWKDRSASSPDVQKHGRTVMAGVGDVAKIDDLKG
GLLNSELHAFTLRVDPANFKILSHNLLVVMATMFPNDFTPEVHVSMDFLAVALALAEKYR

>Homo_sapiens_Hba

MVLSPADKTNVKAAGWGVGAHAGEYGAELERMFLSFPPTKTYFPHFDLSHGSAQVKGHGKVVADALTNVAHVDDMPNA
LSALSDLHAHKLRVDPVNFKLLSHCLLVTLAAHLPAEFTPAVHASLDFLASVSTVLTSKYR

>Ictalurus_punctatus_LA_Hba1

MSLSENDKQMVKTLWAKISPAADQLGCEALCRMFLVFPQTKTYFAHWKDLGSDSVKKGKVMDSVGEAVNNIDNLFGL
LSSSELHAFQLRIDPTNFKILSHNILVVIANRFPDDFSVEAHLSEKFFARVALAMSDKYR

>Ictalurus_punctatus_LA_Hba2

MLSLEKQILIDLWHKLIPIVAEDIGSEALYRMFTTTPKTYFGHLDSLHGSGHLRSLGKKIVVAIAEGTTHISTPLFTSSLGYLSRYH
AYQLRIHPTNFKLFNHCMLVTLACHLGGDFSAIEHAATDKYLSAYSAVLAEKFR

>Ictalurus_punctatus_MN_HBa1

MSLTDIDKTLVKAFWGVKSGKADAIGHEALVRMLLVYPQTKIYFSHWPDLSPGSESVKKHGRTVIGALNDAVVNIDDLVGGLSA
LSDLHAYKLRVDPVNFKLSHNLVTLAINFPADFTPEVHIAMDKFLAAVSAALADKYR

>Ictalurus_punctatus_MN_HBa2

MSLSAKDKAVVKDLWAKIAPKADKIGAEALGRLFEVYPQTKTYFSHWSDLTPGSPQVKKHGGVIVRKIGEAVGHIDDLTGALSSL
SELHAFKLRVDPVNFKLSHNTIEVSIALFFPAEFTPEVHVSVFDKFLQNLALALAEKYR

>Ictalurus_punctatus_MN_HBa3

MSLSAKDKAVVKDLWAKVAPKVDIGAEALGRLFEVYPQTKTYFSHWSDLTPGSAQVKKHGSVIVRKIGEAVGHIDDLTGALSS
LSELHAFKLRVDPVNFKLSHNTIEVSIALFFPAEFTPEVHVSVFDKFLQNLALALAEKYR

>Ictalurus_punctatus_MN_HBa4

MSLSAKDKDVTWKAFWATVSPKAGEIGAEALYRMLTVYPQTKTYFSHWTDLSFGSAQVKKHKGKTIMASVDGAVSKIDDLTTGLLS
LSELHAFQLRIDPANFKILAHNVLVLAIMFPAAFTPEVHVSMDFLNLALALAEKYR

>Ictalurus_punctatus_MN_HBa5

MSLSAKDKAAVKAFWATIAPKAEDIGGQALFRMLTVYPQTKTYFSHWNDFLSGSEQIKKHGKMLVSGVGEAVDKIDDLTNGLL
NLSQLHAFQLRVDPANFKILSHNLLVLLALLFPADFTPEIHVAMDKFLAAVSLALAEKYR

>Ictalurus_punctatus_MN_HBa6

MSLNAKDKAAVKAFFSKVSCAEELGNEVLSRTLTVYPQTKTYFSHWNDLSPGSVQVRKHGLTVIQGVLD AVERIDDLRTGLLNL
SELHAFMLRVDPANFKIISHNMLVVFALLFPNDFTPEVHVSMDFLAQ

>Lepisosteus_oculatus_Hba2

MSLSTADKDNITKTWAKVSPKAAQIGAEAFGRLLIVFPQTKIYFTHFADLSPSSAQVKAHGAKVMGAIQAQVSHLDNLSEALS
SELHAYNLRVDPVNFKLLGHTLLVLSASLGADFTPEAHVAWDKFLANIALVLAEKYR

>Lepisosteus_oculatus_Hba3

MLSQEEKDLLVSIWESIAPDAEEIGAEALLSRMFTCFPKTKTYFAHLDISPGSAHLRTHGKKIIMAVGDGVKNISTLATTAPLSLLH
AYQLMIHPSNFKLLSHCILVTLSCRRPQEFTPVAHGAWDKLLSAVSAVLAEKYR

>Lepisosteus_oculatus_Hba4

MSLSDKDKQHVSQSIWASKASGRLEDIGNEALSRLVYPQTKTYFAHWSDLSAGSAQVRAHGKVMITAVGDAVGHLDLKGFL
SHLSELHAYKLRVDPANFKILSHNILVALIYFPADFTPEIHVSFDKFLAALSALAEKYR

>Lepisosteus_oculatus_Hba5

MSLSDKDKQHVSQAIWAKASAKVDTIGHEALSRLVVYPQTKTYFSHWGDLSPGSAQVRKHGKVMITAVGDAVGHLDLKGFL
LSLSLALAEKYR

>Mustelus_griseus_Hba

MAFTACEKQTIGKIAQVLAKSPEAYGAECRLARLVTHPGSKSYFEYKDYSAAQAKVQVHGGKVIKAVVKAEEHVDDLHSHLET
LALHGGKLLVDPQNFPMSECIIVTLATHLTFSPDTHCAVDKLLSAICQELSSRYR

>Oncorhynchus_mykiss_Hba

MSLTAKDKQIVTAFFGKVSIGAEDIGNEALSRTLTVYPQTKTYFSHWTDLSPGSAPVKKHGLTVMGGVLEAVTKIDDLAGLLTL
SELHAFTLRVDPANFKIINHNLVVLAMLPDDFTPEVHVSVDKFLAKLALALSEKYR

>Oryzias_latipes_LA_Hba1

MSLTEKDKAALKWAKISKSDAIGADALSRLMYPQTKTYFSHWPDTKAGSEPVKKHGKIMGGVGLAVSKIDDLAAGLLE
LSELHAFKLRVDPANFKLLAHCLQVIANMFPKDFTPPEAHVACDKFLANVALALSEKYR

>Oreochromis_niloticus_LA_Hba2

MLSKREKDLIKEIWERLTPVAEIGADALLRMFASYPGKTYFSHLDISPNSHLLAHGKKIVLAIIEGAQDISQLTVTLAPLQTLHA
YQLRIDPRNFKLLSHSMLVSLACYLGDEFTPVAHAAMDKYLSAFAAVLAEKYR

>Oreochromis_niloticus_LA_Hba1

MSLTEKDKAALKWAKISKSDAIGAEALGRMLMYPQTKTYFSHWPDTPGSAPVSHGKQIMGGVTEAMSKIDNLRGGLL
ELSELHAFKLRVDPANFQILAQTIMVVVAAMFPNDFTPPEAHVAFDKFLAAVALGLSERYR

>Oreochromis_niloticus_MN_Hba3

MTLSAKDKNTVKAFWAKVAGKEEQIGCDVSRMLTVYPQTKTYFSHWKDLSPRSAPVKKHGATVMAAVTDAVSKIDDLTGA
LLSELHAFTLRVDPANFQVLSHNLVLSIMFPQDFTPPEVHVAMDKFLAAVALALSEKYR

>Oreochromis_niloticus_MN_Hba4

MTLSAKDKNTVKAFWAKVAGKEEQIGCDVSRMLTVYPQTKTYFSHWKDLSPGSAPVRKHGATVMAAVTDAVSKIDDLTG
GLLSELHAFTLRVDPANFKVLAHNLVVLATVFPNDFTPPEVHVAMDKFLAAVAHALSEKYR

>Oreochromis_niloticus_MN_Hba6

MSLSAKDKETVKAFWAKVSGRAGDIGSDAVARMLTVYPQTKTYFSHWKDLSPGSAPVRKHGGIVIASITDAVNKIDDLAESLLT
LSELHAFTLRVDPANFQILAHNILVVLATMFPVDFTPPEVHMALDKFLGALARALSEKYR

>Oreochromis_niloticus_MN_Hba7

MSLSSKDKTVVKTFWGKVDKSAEIGGEALGRMLVAYPQTKTYFSHWGDLTPSCPQVKKHGAVIMAAVGVKAVKNIDDLTGHL
SKLSELHATQLRVDPANFQILAHSHILVGMYPGDFTPPEVHVSVDKFFNNLAWALSERYR

>Oreochromis_niloticus_MN_Hba8

MTLSAKDKNTVKAFWAKVAGKEEQIGCDVSRMLTVYPQTKTYFSHWKDLSPGSAPVKKHGAAMAAVTDVAVSKIDDLTG
ALLSELHAFTLRVDPANFQVLSHNLVVLSTMFDDFTPEVHVAMDKFLAAVALALSEKYR

>Oryzias_latipes_LA_Hba2

MLSKKEKQLIREIWERLTPVAEIGADALLRMFASYPGKTYFSHLDIGPGSAHLSHGKIVLAIIEGAKDISQLTVTLAPLQTLH
AYQLRIDPTNFKLLSYCLLTLACYMGEFTPEAHAAIDKFLSAFSAVLAEKYR

>Oryzias_latipes_MN_Hba1

MSLTAKDKDAVRTFWAKISGKADDVGTDALSRMLKVPYQTKTYFSHWTDLSPGSASVKKHGKTVIGGVADAVAKIDALSSGLL
LSSELHAFTLRVDPANFKILGHCVVMAMMFPNDFTPPEVHVAMDKFLAALALALSEKYR

>Oryzias_latipes_MN_Hba2

MSLSAKDKAAVKAFWAKVSGQADAIGSDALSRLMYPQTKTYFAHWKDLSPGSAPVKKHGKTVMGGIADAVGKIDDISSGL
LNLSELHAFTLRVDPNTFKILSHNLVVMAIMFPQDFTPPEVHVALDKFLAAVSLALSEKYR

>Oryzias_latipes_MN_Hba3

MSLTAKDKEVVKAFWTKLAPKADDVVGADALSRMLVVYPQTKTYFAHWKDLSPGSAPVKKHGKTIMGGVADAVGKIDDLTAG
LLDSELHAFTLRVDPANFKILSHNILLVLAIVFPNEFTPEVHVVALDKFLGALSRAAEKYR

>Oryzias_latipes_MN_Hba4

MTSLSAKDKDVVKAFWAKISSKATDIGADALGRMLVVYPQTKTYFAHWKDLSPGSAPVKKHGQTMGGVAEAVGKIDNLTA
GLLNSELHAFTLRVDPANFKILSHNILLVLAIMFPNDFTPEVHVAMDKFLAALALALAEKYR

>Oryzias_latipes_MN_Hba5

MTSLSAKDKDVVKAFWAKISSKATDIGADALGRMLVVYPQTKTYFAHWKDLSPGSAPVKKHGQTMGGVAEAVGKIDNLTA
GLLNSELHAFTLRVDPANFKILSHNILLVLAIMFPNDFTPEVHVAMDKFLAALALALAEKYR

>Salmon_salar_chr3_MN_Hba0

MSLSAKDKANVKAIWKGILPKSDEIGEQLSRMLVVYPQTKAYFSHWASVAPGSAPVKKHGITIMNQIDECVGNLDDDFGLTK
LSELHATKLRVDPTNFKILAHNLLVVVAAYFPAEFTPEIHLSVDKFLQQLALALAEKYR

>Salmon_salar_chr3_MN_Hba1

MSLTAKDKSVVKAFWKGISGKADVLGAEALGRMLTAYPQTKTYFSHWADLSPGSAPVKKHGGVIMGAIGNAVGLMDDLGG
MSGLSDLHAFKLRVDPGNFKILSHNILLVLAIHFPADFTPEVHIAVDKFLAALSAALADKYR

>Salmon_salar_chr3_MN_Hba2

MSLTAKDKQIVTAFKGVAGKAEDIGNEALSRTLTVVYPQTKTYFSHWADLSPGSAPVKKHGLTVMGGVLDVAVTKIDDLASGLL
LSELHAFTLRVDPANFKIINHNLVLLAMMFPDDFTPEVHLSVDKFLAKLALALAEKYR

>Salmon_salar_chr3_MN_Hba3

MSLTAKDKSVVKAFWKGISGKADVLGAEALGRMLTAYPQTKTYFSHWADLSPGSAPVKKHGGVIMGAIGNAVGLMDDLGG
MSGLSDLHAFKLRVDPGNFKILSHNILLVLAIHFPADFTPEVHIAVDKFLAALSAALADKYR

>Salmon_salar_chr3_MN_Hba4

MSLSAKDKANVKAIWKGILPKSDEIGEQLSRMLVVYPQTKAYFSHWASVAPGSAPVKKHGITIMNQIDECVGNLDDDFGLTK
LSELHATKLRVDPTNFKILAHNLLVVVAAYFPAEFTPEIHLSVDKFLQQLALALAEKYR

>Salmon_salar_chr3_MN_Hba5

MSLTAKDKSVVKAFWKGISGKADVLGAEALGRMLTAYPQTKTYFSHWADLSPGSAPVKKHGSTIMGAIGNAVGVIDDLVGG
SALSDDLHAFKLRVDPGNFKILSHNILLVLAIHFPADFTPEVHIAVDKFLAALSAALADKYR

>Salmon_salar_chr3_MN_Hba6

MSLTAKDKKIVRAFWAKVSGKAEDIGCDALSRTLTVVYPQTKTYFSHWKDLSPGSAPVRKHGGTIMGGISLAVASIDDISAGLLA
LSELHAFKLRVDPANFKILSHNILLVLAIFPNDNFNEAHVAMDKFLAAVGRALAEKYR

>Salmon_salar_chr6_MN_Hba0

MSLTAKDKKIVKAFKGVAGKAEDIGNEALSRTLTVVYPQTKTYFSHWADLSPGSAPVKKHGLTVMGGVLDVAVTKIDDLTGGLLA
LSELHAFTLRVDPANFKIINHNLVLLAMMFPDDFTPEVHVSVDKFLAKLALALAEKYR

>Salmon_salar_chr6_MN_Hba1

MSLTTKDKKMVKAFWAKVSGKAEDIGCDALSRMLVVYPQTKTYFSHWKDLSPGSAPVRKHGGTIMGGISLAVASIDDISAGLL
ALSELHAFQLRVDPANFKILSHNILVVLAVLFPNEFNPEAHVAMDKFLAAVGRALSEKYR

>Salmon_salar_chr6_MN_Hba2

MSLSAKDKANVKAIWGWKILPKTDEIGEQLSRMLVVYPQTKTYFSHWTSVAPGSDPVKKHGITIMNQIDDCVGHLLDDLFGLTK
LSELHATTLRVDPNFNLKLAHNLIVVFAAYFPAEFTPEIHLSVDKFLQQLALALAEKYR

>Salmon_salar_chr6_MN_Hba3

MSLTARDKSVVNAFWGKIKGKADVVGAELGRMLTAYPQTKTYFSHWADLSPGSAPVKKHGAVIMGAIGNAVGLMDNLVG
GLSALSDLHAFKLRVDPGNFKILSHNILVTLAIHFADFTPEVHIAVDKFLAALSAAALADKYR

>Salmon_salar_chr6_MN_Hba4

MSLSAKDKANVKAIWGWKILPKSDEIGEQLSRMLVVYPQTKAYFSHWASVAPGSDPVKKHGITIMNQIDECVGNLDDLFGLTK
LSELHATKLRVDPTNFKLAHNLIVVVAAYFPAEFTPEIHLSVDKFLQQLALALAEKYR

>Salmon_salar_chr6_MN_Hba5

MSLTAKDKSVVKAFWGWKISGKADVVGAELGRMLTAYPQTKTYFSHWADLSPGSAPVKKHGSTIMGAIGNAVGLIDDLVGG
SALSALHAFKLRVDPGNFKILSHNILVTLAIHFADFTPEVHIAVDKFLAALSAAALADKYR

>Sparus_aurata_Hba1

MSLSDTDKARVRALWAKVQTKAPEIGGEALGRMLVAYPQTKAYFSHWGTDLNVNHPVQKHGAVIMTGIARGVKYIDDLTN
GLSALSELHAFKLRVDPGNFKILAHNLIVVIASYFPADFTPEAHVSFDKFLMRLAFALSERYR

> Sparus_aurata_Hba2

MSLSGRDKTIVKSFWDKIGRSADIGAEALGRMLRVFPQTKTYFAHWSDLGPDSQPVRKHGVSIMAAVGEAIGKIDDLTGALSS
LSELHAFKLRVDPANFRMLAHNIMLVIAMYYPGDFTAETHLSFDKFLQNLALALAEKRCR

>Gadus_morhua_LA_Hba2

MSLSSKQKATVKDFFSKMSTRSDDIGAEALSRLVAVYPQTKSYFSHWKDASPGSAPVRKHGITIMGGVYDAVGKIDDLKGGLLS
LSELHAFMLRVDPVNFKLLAHCMLVCMIFPEEFTPVHVAVDKFLAQLALALAEKYR

>Takifugu_rubripes_LA_Hba1

MISQKEKRLLAEVWKSIPAAEDIGSDSLLRMFTAAPGSKTYFSLDISPRSPHMLSHGRKIVLAIAGAQDISQLAVNLAPLQILH
AYQLRIDPTNFKLLTHCLLVALACHLGDDFTPEAHAAIDKYLSAFAAVLAEKYR

>Takifugu_rubripes_LA_Hba2

MSLSRTDKEAVKAIWAKMSKSIDVIGAEAFGRMLIAYPQTKIYFSEWSDLRPASGPVKAHGKVMGGIATAVASIDDLTCGLREL
SERHAFTLKVDPANFRLLAHCILVVTAIMFPKDFTEIHSVFDKFLAGVALALSADKYR

>Takifugu_rubripes_MN_Hba1

MSLSADDKVVVKAFWGWKSTKADAIGADALGRLLLVYPQTKTYFSHWKELTPNSNDVKIHGARIMTGVTAEIGKMDNLTVGLL
NLSELHAFTLRVDPANFKLFAHCILVVMANMFPVDFTPEVHMAMDKFLAAVARGLSEKYR

>Takifugu_rubripes_MN_Hba2

MTLSAKDKDTRVRLFWGKLPKREEVGANALCRLLSVYPQTKTYFAHWKQDQSPSASAKKHGITIMNAIGDSVSKIDDLKGGFL
NLSELHAFTLRVDPANFKLLAHCIMVEIGIMYPTEFTPEVHVAVDKFLASVALALAEKYR

>Tetraodon_nigroviridis_LA_Hba2

MSLTKTDKAAVKALWNKLSKSVDVIGAEAFGRMLLVYPQTKIYFSKWGDISFGSSQVKNHGKIVMGGIATAVANIDDLTSLGLQK
LSEVHAFDLKVDPANFKILGQCVVVVVTAMLFPKDFTPEVHVVSFDKFLAAVALALSEKYR

>Tetraodon_nigroviridis_MN_Hba1

MSLNANDKKVITTFWKGASDAQADAIGSDALGRLLLAYPQTKTYFSHWKDLSPGSSDVKRHGALIMGGVTEAVTKIDNLSTGLLE
LSELHAFTLRVDPANFKLFAHAIIVAIAIRFPGDFTPEVHMAMDKFFAAVARAMSEKYR

>Tetraodon_nigroviridis_MN_Hba2

MTSLSTKDKETVRAFVAKVASNREEIGASALCRLLSVYPQTKTYFSHWKQSPNSASAKKHGITIMNAVGDVASKIDDLKTGLF
NLSELHAFTLRVDPANFKLLAQCMVVIAIMYPADFTPEVHVAMDKFLASLALALSEKYR

>Tetraodon_nigroviridis_LA_Hba1

MITEKEKELLRKVWNSLIPVAEDIGSDSLLRLLFTTVPGSKTYFSHLDISPRSPHMLSHGRKIVLAIAGAQDISQLAVSLAPLQTLHA
YQLRIDPTNFKLLTHCLLVSLACHMGDDFTPQAHAATDKYLSAFAAVLSEKYR

>Xiphophorus_maculatus_MN_Hba1

MSLSAKDKATVKTFWAKISSSGEEIGTDALSRMLVVYPQTKTYFSHWKDLSPGSAPVVKHGATVMAGVGDVAVAKIDDLTSGLL
LSSELHAFTLRVDPNSNFQILSHNILVVLAIMFPTDFTPEVHVAMDKFLAAVARALSEKYR

>Trematomus_newnesi_Cathodic_HbA

AXSLSDKDKAAVRALWSKIGKSSDAIGNDALSRMIVVYPQTKIYFSHWPDVTPGSPNIKAHGKVMGGIALAVSKIDDLKTGLM
ELSEQHAYKLRVDPNSNFILNHCILVVISTMFPKEFTPEAHVSLDKFLSGVALALAEYR

>Xiphophorus_maculatus_MN_Hba2

MNLTAKDKDVRTFWAKISTNAEDIGTDALSSMLVVYPQTKTYFSHWKDLSPGSAPVKKHGATVMAGVADAVAKIDDLRAGL
LSSELHAFTLRVDPANFQVLSHNILVVLATSFPNDFTPEVHVAMDKFLSAVALALSEKYR

>Xiphophorus_maculatus_MN_Hba3

MSLTAOKDKETVKAFWAKVAPKAEDIGQDALSRLAVYPQTKTYFSHWKDMSSAGSAPVKKHGATVMGGVADAVTKIDDLTSG
LLSELHAFTLRVDPANFQILAHNILVVFVFAIKFPTDFTPEVHVSVDKFLAALARALSEKYR

>Xiphophorus_maculatus_MN_Hba4

MSLSDKDKSRVKALWAKAEGKAGELGGEALGRMLVAYPQTKTYFSHWGDLSPQSPVKKHGATIMGALGKAVKGIDDLPGTL
AALSELHAFKLRVDPANFQILGHSIVVVLAMYFPGDFTPEVHLSVEKFLQNVVALALSEKYR

>Xiphophorus_maculatus_MN_Hba5

MTSLTAKDKDVTKAFWKGKISPKAGAIGADALGRMLVVYPQTKTYFSHWKDMSPGSGPVKKHGATVMAGVADAVAKIDDLTA
GLLTLSELHAFKLRVDPANQILAHNLLLVLAISFPNDFTPEVHVAMDKFLSAVALALSEKYR

>Xiphophorus_maculatus_LA_Hba2

MLSKKEKLIKEMWERLTPVAEDIGSEALLRMFASYPGKTYFSHLDISPGSAHLSSHGKKIVLAIAGAIDISQLTTLAPLQTLH
AYQLRIDPTNFKLLSHCMLVTLACYLGSEFTPVAAHAMDKFLSAFAAVLSEKYR

Hemoglobin beta sequences

>Anguilla_anguilla_Anodic_Hbb

VEWTEDERTAIKSKWLKINIEEIGPQAMRRLIVCPWTQRHFANFGNLSTAAAIMNNDKVAKHGTTVMGGLDRAIQNMDDIK
NAYRQLSVMHSEKLVDPDNFRLLAEHITLCMAAKFGPTEFTADVQEAWQKFLMAVTSALARQYH

>Danio_erio_LA_Hbb1

MVAWTAEEERAFIQDIFSKLNYEEAGPKALQRALIVYPWTQRYFGSFGNLYNAEAIINNPKVAAHGTVVLHGLDRAMKNMDDIK
NTYAELSVLHSEKLVDPDNFRLADCLTIVIASTMGAAFTADMQAAWQKFLAVVVSALQRQYH

>Danio_erio_LA_Hbb2

MVVWTAEEERAAIQNIFAKLDFESVGLETLTRCLVVYPWTQRYFGGFGNLYNTEAIMANPKVKAHGTVVLKGLEKALNNMDNI
KSTYASLSELHSEKLVDPGNFRLADCLTVVIATMRSEFTPDIAAWQKFLSVVVSALRRQYL

>Danio_erio_MN_Hbb1

MVQWSDSERKTIASVWSKINVDEIGPQTLARLVVYPWTQRYFGAFGLSCASAIMGNPKVSEHGKTVLKALEKAVKNVDDIK
TTYAKLSQLHCEKLVDPDNFKLLADCLSIVIATNFGPAFNPSVQSTWQKLSVVVAALTSRYF

>Danio_erio_MN_Hbb2

MVEWTAERTAILGLWGKLNIDEIGPQALSRLIVYPWTQRYFATFGNLSSPAAIMGNPKVAAHGRTVMGGLERAIKNMNDNV
KNTYAALSVMHSEKLVDPDNFRLADCITVCAAMKFGQAGFNADVQEAWQKFLAVVVSALCRQYH

>Danio_erio_MN_Hbb3

MVEWTAERTAILGLWGKLNIDEIGPQALSRLIVYPWTQRYFATFGNLSSPAAIMGNPKVAAHGRTVMGGLERAIKNMNDNV
KNTYAALSVMHSEKLVDPDNFRLADCITVCAAMKFGQAGFNADVQEAWQKFLAVVVSALCRQYH

>Danio_erio_MN_Hbb4

MVVWTDFEKATIQQDIFAKADYDVIGPQALRCLIVYPWTQRYFAKFGNLYNAAAAILGNPMVAAHGKTVLKGLELAVKNMDNIK
ATYADLSVLHSEKLVDPDNFRLADCLTIVVAAQMGAGFTPEVQAAFQKFIAVAVSALGRQYH

>Danio_erio_MN_Hbb5

MVVWTDFEKATIQQDIFAKADYDVIGPQALRCLIVYPWTQRYFAKFGNLYNAAAAILGNPMVAAHGKTVLKGLELAVKNMDNIK
ATYADLSVLHSEKLVDPDNFRLADCLTIVVAAQMGAGFTPEVQAAFQKFIAVAVSALGRQYH

>Danio_erio_MN_Hbb6

MVVWTDFEKATIQQDIFAKADYDVIGPQALRCLIVYPWTQRYFAKFGNLYNAAAAILGNPMVAAHGKTVLKGLELAVKNMDNIK
ATYADLSVLHSEKLVDPDNFRLADCLTIVVAAQMGAGFTPEVQAAFQKFIAVAVSALGRQYH

>Dasyatis_akajei_Hbb

MVKLSEDEHYIKGVWVKDVDHKQITAKALERVVVYPWTTRLFSLKQLGFSANDIGVQQHADKVRALGEAIDDLKKEINFQ
NLSGKHQEIGVDTQNFKLLGQTFMVELALHYKKTFRPKEHAAAYKFFRLVAEALSSNYH

>Dicentrarchus_labrax_LA_Hbb1

MVEWTEQERGIITSIFSSLDYEDIGPKALCRCLIVYPWTQRYFGAFGNLYNAEAIKSNPNIAAHGTVVLHGLDRAVKNMDNIKAT
YAELSVLHSEKLVDPDNFKLLSDCLTIVIAAKLGNFTPETQAAWQKFLAVVVSALGRQYH

>Dicentrarchus_labrax_MN_Hbb1

MVKWTD AERAAITSWWGKIDVNEIGPQALTRLLIVYPWTQRHFATFGNLSTSAAILGNPLVAEHGKTVMGGLDRAVKNMDDI
KNVYTKLSVKHSEKIHVDPDNFRIFAQIISVCVAAKFGRQFTPDVQEAWQKFLDVVVSALSQRQYH

>Dicentrarchus_labrax_MN_Hbb2

MVEWTD FERATIQDIFSKMDYEVVGAALSRLVYPWTQRYFGNFGNLYNAAAIIANPMVAAHGKVVHLGLDRAVKNMDD
IKGTYAELSVLHSEKLVDPDNFRLLADCLTIVVAAKLGKFTGDVQAAFQKFLAVVVSSLGRQYH

>Dicentrarchus_labrax_MN_Hbb3

MVEWTD KERSTVSAIWEKIDIDVIGPEALARVLIVYPWTERYFGTGFSDIFSAV LGNAKVAAHGKVV LKALDSAVKNMDNIKA
TYADLSRLHYEKLSDPDNFKLLADCLTIVVAAKLGKFTGDVQAAFQKFLAVVV DAMSSQYF

>Dicentrarchus_labrax_MN_Hbb4

MVEWSD FERATIQDIFSKMEYEVVGAALSRLVYPWTQRYFGNFGNLYNAAAIIANPMVAKHGTTILHGLDRAVKNMDDI
KATYAELSVLHSEKLVDPDNFKLLSDCLTIVVAAKLGKFTGDVQAAFQKFLAVVV SSLGMQYH

>Dicentrarchus_labrax_MN_Hbb5

MVEWSD FERATIQDIFSKMEYEVVGAALSRLVYPWTQRYFGNFGNLYNAAAIIANPLVAKHGTTILHGLDRAVKNMDDI
KATYAELSVLHSEKLVDPDNFKLLSDCLTIVVAAKLGKFTGDVQAAFQKFLAVVV SSLGMQYH

>Dicentrarchus_labrax_MN_Hbb6

MVEWSD FERATIQDIFSKMEYEVVGAALSRLVYPWTQRYFGNFGNLYNAAAIIANPLVAKHGTTILHGLDRAVKNMDDI
KATYAELSVLHSEKLVDPDNFKLLSDCLTIVVAAKLGKFTGDVQAAFQKFLAVVV SSLGRQYH

>Dicentrarchus_labrax_Hbb_LP

MVQWSD AERAAITSWWEKIDVNEIGPQALTRLLIVYPWTQRHFATFGNLSTNAAAILGNPLVAEHGKTVMGGLDRAVKNMDDI
IKNVYTKLSVKHSEKIHVDPDNFRIFAQIISVCVAAKFGRQFTPDVQEAWQKFLAVVV

>Sparus_aurata_Hbb1

MVQWSD AERAAISLWVGKIDVGEIGPQALSRLIVYPWTQRHFSGFGDISTNAAIVANDKVAAHGKTVMGGLDRAVKNLDDI
KNAYTKLSQKHSEKIHVDPDNFRLLAECISVCVGAKEGPKVFNADAQEAWQKFLAVVVAALGKQYH

>Dipturus_batis_Hbb

MVKITD KEAAYITDIWSKLDKVVTAHALERVFTVYPWTTRLFKSFGNHFAGDSGVQGHAEKVV GALDTAVLHLHDIDAGYK
LSEKHQLIGVDTQNFLLGQAFVLVLAIFKEGFTPELHEAAYKFFLAVAGGLSSQYH

>Gadus_morhua_LA_Hbb2

MVEWTD EERTIINDIFSTLDYEEIGRKSCLRCLIVYPWTQRYFGAFGNLYNAETIMANPLIAAHGKILHGLDRALKNMDDIKNTY
AELSLHSDKLHVDPDNFRLLADCLTVVIAAKMGTKFTVETQVAWQKFLSVVVSALGRQYH

>Gadus_morhua_LA_Hbb3

MVEWTD SERAIINGIFSNLDYEEIGRKSCLRCLIVYPWTQRYFGGFGNLYNAETILCNPLIAAHGKILHGLDRALKNMDDIKNTY
AELSLHSDKLHVDPDNFRLLADCLTVVIAAKMGPAFTVDTQVAWQKFLSVVVSALGRQYH

>Gadus_morhua_LA_Hbb4

MVEWTDSERAIITSIFSNDLYEEIGRKSLCRCLIVYPWTQRYFGGFGNLYNAETILCNPLIAAHGTKILHGLDRALKNMDDIKNTYA
ELSHLSDKLHVDPDNFRLLADCLTVVIAAKMGPAFTVDTQVAWQKFLSVVVSALGRQYH

>Gadus_morhua_MN_Hbb1

MVEWTAAERRHVEAVWSKIDIDVCGPLALQRCLIVYPWTQRYFGSFGDLSTDAIVGNPKVAAHGVALTGLRALTALDHMDEI
KSTYAALSVLHSEKLVDPDNFRLLCECLTIVVAGKMGKLSPEMQAAWQKYLCAVVSALGRQYH

>Gadus_morhua_MN_Hbb5

MVEWTEFERDTIKDIFSKIDYDVVGPAALTRCLVVPWTRRYFGNFGALYNAEAIMGNEMVANHGKVLHGLDRAVKNMDHI
KESYCELSQLHSDQFHVDPDNFRLLADCLAIATQWGSFAFTPIQAAFQKFLSVVVSFLGSQYH

>Gasterosteus_aculeatus_MN_Hbb1

MVVWTDFERSTIQDIFSKMDYEVVGPAAALTRCLIVYPWTQRYFGNFGNLYNAAAAMGNPMVAKHGTTILHGLDRGVKNMDD
LKATYAELSVLHSEKLVDPDNFKLLSDCLTIVVAAKLGKAFTEVQAAFQKFLAVVVSLSLGRQYH

>Gasterosteus_aculeatus_MN_Hbb2

MVVWTDFERSTIQDIFSKMDYEVVGPAAALTRCLIVYPWTQRYFGNFGNLYNAAAAMGNPMVAKHGTTILHGLDRGVKNMDD
LKTYYAELSVLHSEKLVDPDNFKLLSDCLTIVVAAQLGKAFTEVQAAFQKFLAVVVSLSLGRQYH

>Gasterosteus_aculeatus_MN_Hbb3

MVAWTEFERATIQDIFSKIDYDVVGPAALSRLVVPWWTQRYFGNFGNLYNAAAAMGNPLVAKHGTTILNGLERAVKMDMDNIK
ATYAELSVLHSEKLVDPDNFKLLSDCLTIVVAARFGEAFTEVQAAFQKFLAVVVSLSLGRQYH

>Gasterosteus_aculeatus_MN_Hbb4

MVAWTEFERATIKDIFSKIDYDVVGPAALCRCLVVPWWTQRYFGNFGNLYNAAAAMGNPLVAKHGTTILNGLERAVKMDMDNIK
TTYAELSVLHSEKLVDPDNFKLLSDCLTIVVAARFGEAFTEVQAAFQKFLAVVVSLSLGRQYH

>Gasterosteus_aculeatus_MN_Hbb5

MVAWTEFERATIKDIFSKIDYDVVGPAALCRCLVVPWWTQRYFGNFGNLYNAAAAMGNPLVAKHGTTILNGLERAVKMDMDNIK
TTYAELSVLHSEKLVDPDNFKLLSDCLTIVVAAQFGKAFTEVQAAFQKFLAVVVSLSLGRQYH

>Gasterosteus_aculeatus_MN_Hbb6

MVAWTEFERATIKDIFSKIDYDVVGPAALCRCLVVPWWTQRYFGNFGNLYNAAAAMGNPLVAKHGTTILYGLERAVKMDMDNIK
TTYAELSVLHSEKLVDPDNFKLLSDCLTIVVAARFGEAFTEVQAAFQKFLAVVVSLSLGRQYH

>Homo_sapiens_Hbb

MVHLTPEEKSAVTALWGKVVNDEVGGEALGRLLVVPWWTQRYFESFGDLSTPDVAVMGPNPKVKAHGKVLGAFSDGLAHLDN
LKGTFATLSELHCDKLVDPDNFRLLGNVLCVLAHFGKEFTPPVQAAYQKVVAGVANALAHKYH

>Ictalurus_punctatus_MN_Hbb1

MVSWSQSERSAIADLWDKINVDEIGPQSLARVLIVYPWTQRYFGKFGNLSVAAAILGNPKVTAHGKVVNLALDNAVKNLDNIK
ETYSKLSQLHCEILSVDPDNFRLLFADCLTIVIANKFGAFTPEIQATWQKFLAVVVAAMSSRYF

>Ictalurus_punctatus_MN_Hbb2

MVHWTD AERHIIADLWGKINHDEIGGQALARLLIVYPWTQRYFSSFGNLSNAAAIIIGNPKVAAHGKVVLGGLTKAVQNLNDNVK
GIYTQLSTLHSEKLVDPNSNFTLLGDTFTVTLAANFGPSVFTPEVHETWQKFLNVVVAALGKQYH

>Ictalurus_punctatus_MN_Hbb3

MVHWTDAERHIIADLWGKINHDEIGGQALARLLIYYPWTQRYFSSFGNLSNAAAIIIGNPKVAAHGKVVLLGGLTKAVQNLNDNVK
GIYTQLSTLHSEKLVDPNFTLLGDFTVTLAANFGPSVFTPEVHETWQKFLNVVVAALGKQYH

>Ictalurus_punctatus_MN_Hbb4

MVVWTDFERATIQDVFSKIDYESVGHQALSRLVYYPWTQRYFGSFGNLYNAAAIIIGNPKVAAHGLVVVRGLEKAAKNMDNIK
AIYADLSVLHSEKLVDPDNFKLLADCITIVIASVLGASFTAQEVQAALQKFLAVVVSALGKQYQ

>Ictalurus_punctatus_MN_Hbb5

MVVWTDFERATIQDLFSKIDYESVGHQALSRLVYYPWTQRYFGSFGNLYNAAAIIIGNPKVAAHGLVVVRGLEKAAKNMDNIK
AIYADLSVLHSEKLVDPDNFKLLADCITIVIASVLGASFTAQEVQAALHKFLAVVVSALGKQYQ

>Ictalurus_punctatus_MN_Hbb6

MVQWTDERTTIQDIFSKIDYESVGHQALTRCLVYYPWTQRYFSKFGNLYNAAAILGNPKVAAHGLTVMRGGLEKAVKNMDNIK
STYADLSVLHSEQLHVDPQNFRLADCITIVVASVLGSSFTAQEVQAALQKFLAVIVSALGKQYY

>Lepisosteus_oculatus_Hbb1

MVHFTDAEAKAIKTVWGKVNVDVTPQALARLLIYYPWTQRYFGAFGNLTNAAAAILGNAKVAHHGKVVVLGALDKAVQDPEHI
TANYASSELHSTKLHVDPDNFRVLGDCITIVLAAQLGTGFTVELNAAFQKFLDVVIAALRKQYH

>Lepisosteus_oculatus_Hbb2

MVHFTDAEAKAIKTVWGKVNVDIVGPQALARLLIYYPWTQRYFGAFGNLTNAAAAILGNAKVAHHGKVVVLGALDKAVHDLHI
VANYASSELHSTKLHVDPDNFRVLGDCITIVLAAQLGTGFTVELNAAFQKFLDVVIAALRKQYH

>Lepisosteus_oculatus_Hbb4

MVHWTAAERQAIASVWEKISLESVGSQALARLLIYYPWTQRYFSSFGNLSAAAAILGNPKVKHHGKTVLTALGQAVKNMDNIK
ATFSKLSLHSEKLVDPGNFRMLGETLIIVLAAELGAEFTPELQAAWQKLLSVSSALSQRYY

>Lepisosteus_oculatus_Hbb5

MVHWSDEERKAITSIWGKVDVESAGHQALVRLIYYPWTQRYFSSFGNLSAAAAILGNPKVKHHGKTVLTALGDAVKNMDNIK
ATFSKLSLHSEKLVDPENFRLLGETLVIVLAGQFGAEFTPAVQAAWQKLLAVSISALSQYH

>Mustelus_griseus_Hbb

MVHWTQEERDEISKTFQGTDMKTVVQTALDRMFKVYPWTNRYFQKRTDFRSSIHAGIVVGALQDAVKHMDDVKTLFKDLSK
KHADDLHVDPGSFHLLTDCIIVELAYLRKDCFTPHIQGIWDKFFEVIDAISKQYH

>Oryzias_latipes_LA_Hbb1

MVEWTEQERSIITNIFGNLDYEDVGSKALSRLIYYPWTQRYFASFGNLYNAEAIKTNPNIAAHGKTVLHGLDRAVKNMDNIKA
TYAELSVLHSEKLVDPDNFKLLADCLTIVIAAKLGSFSAFPEIQATFQKFLAVVVSALGRQYH

>Oryzias_latipes_MN_Hbb1

MVKWSDFERATIQDIFSKIDKDVVGGQAALSRLIYYPWTQRYFGSFGNLYNAAAITSNPKVAAHGKVVIGGLEKALQNMDNIK
QAYTDLSVLHSEKLVDPDNFKLLADCLTIVVASNLGISFTPEVQAAFQKFLDVVVAALRKQYY

>Oryzias_latipes_MN_Hbb2

MVTWTDFERATIQQDIFSKIDYDIVGPDALSRLIVYPWTQRYFGSFGNLYNAAAIASNPKVAAHGKVVLGGLEKALKNMDDIKQ
AYADLSVLHSEKLQVDPDNFKLLADCLTIVVASQLGKDFTPVHAAFAKFLAVVVAALRKQYH

>Oryzias_latipes_MN_Hbb3

MVKWTEEERCTIREVWEKVDVDEIGPQILTRVHIVYPWRETYFGTFGDIFTNTSILNPNPKVAHHGKVVLRSIDKAVRIMDRIQET
HAALSRLHYECVDPDNFKLLGDCITISIAACKLKEALNPQVQAVWQKFLCAVVEAMNSQNK

>Oryzias_latipes_MN_Hbb4

MVEWTDFERATIQQDIFSRIDKDVVGPAAALSRLIVYPWTQRYFGSFGNLYNAAAITSNPKVAAHGKVVLSGLELAVKNMDDIKQ
TYADLSVLHSEKLHVDPDNFKLLADCLTIVVAAQMGPDFTCDVQAAFQKFLAVVSSLRQYH

>Oncorhynchus_mykiss_HbbE

MVQWTDFERATIQQSVFEKMDYDDVGPAAALSRLVVPWTQRYFGNFGNLYNAAAIQGNPMVAAHGKTVLRGLDRAVKNM
DDIKATYAELSVLHSEKLRVDPDNFKLLADCLTIVVAARMGADFTADVQGAFFQKFLAVVSSLRQYH

>Oncorhynchus_mykiss_Hbb2

MVVWTDDEERAAISDIFSKLDYDDVGPCKLSRCLIVYPWTQRYFGAFGNLYNAEAIMNPNPLIAKHGITVLRGLERALKNMDDIKN
TYAELSILHSEKLRVDPDNFKLLSDCLTIVIAAKMGTAFTPEYQASQKFLSVVVSALGRQYH

>Oreochromis_niloticus_MN_Hbb1

MVEWTDKERKAIASLWGKIDVGEIGPQALRLLIVYPWAQRYFKAFGDLSTNAAIMGNPKVAHQHGKTVMGLENVKNLDNI
KQTYAKLSVMHSEKLHVDPDNFRXXXXXXXXXXXXXXXXXXXXXQEAWQKFLAVVVSALGRQYH

>Oreochromis_niloticus_MN_Hbb3

MVVWTDDEFERTTIQDIFSKIDYAVVGQAASRCLTVYPWTQRYFGQFGNLYNAAAIASNPKVAAHGKVIMEALEKAVKMDMDNIK
ATYAELSALHSEKLQVDPDNFMLLGDCLTIVVASQLGKNFTAQVHAAFAKFLAVVSSLRQYH

>Oreochromis_niloticus_MN_Hbb4

MVVWTDDEFERTTIQDIFSKIDYAVVGQAASRCLIVYPWTQRYFGGFGNLYNAAAITNPKVAAHGKVIMEALEKAVKMDMDNIK
ATYAEXXXXXXSEGHGQHGHLLGDCLTIVVASQLGKNFTAQVHAAFAKFLAVVSSLRQYH

>Oreochromis_niloticus_MN_Hbb5

MVKWTELERSTVKAIWEKVDIDEIGPQIWARVLIVYPWTERYFGSFGDLFTITAILKNDKVAHHGKVVVKALDKAVNNMDNMK
RTYADLSQLHFQKLEVDPSFRLLADCITITIACKLKSALSPQSQAIVQKFLYAVVDAMSSQYR

>Oreochromis_niloticus_MN_Hbb6

MVEWTDERSAITSLWGKIDVGEIGPQALRLLIVYPWAQRYFQSGDLSTNAAIMGNPKVAHQHGRVVMGGLENVKNLDNI
KNTYANLSMHSEKLHVDPDNFRVLAECISLCAAKFGPSVFTADAQEAQKFLAVVVSALGRQYH

>Oreochromis_niloticus_MN_Hbb8

MVAWTDFERATIKDIFSKIDYEVVGPAAISRCLIVYPWTQRYFAGFGNLYNAAAITSNPKVAAHGKVVVMQGLEKAVKNMDNIK
ATFTELSTLHSEKLQVDPDNFMLLGDCLAIVVASQLGKDFSEVHAAFAKFLAVVSSLRQYH

>Oreochromis_niloticus_LA_Hbb1

MVEWSEKERSIITNIFSNLDYEDVGPALVRCLVVPWTQRYFASFGNLYNAEIAISTNPKVAAHGKIVLHGLDRAVKNMMDNIKA
TYAELSVLHSEKLHVDPDNFKLLSDCLTIVVAGKLGSAFTPEVQATFQKFLAVVVSALGKQYH

>Salmon_salar_chr3_MN_Hbb0

MVDWTD AEKSTISAVWGKVDINEVGPLALARVLIVYPWTQRYFGSFGDVSTPAAIMGNPKVAAHGKVVCGALDKAVKNMG
NILATYKLS ETHANKLFVDPDNFRVLADVLTVVAAKFGASFTPEIQATWQKFMKVVVAAMGSRYP

>Salmon_salar_chr3_MN_Hbb1

MVDWTD AERSAIVGLWGKISVDEIGPQALARLLIVSPWTQRHFSTFGNLSTPAAIMGNPVAKHHGKTVMHGLDRAVQNLDI
KNAYTALSVMHSEKLVDPDNFRLLADCITVCVAAKLGPTVFSADIQEAQKFLAVVVSALGRQYH

>Salmon_salar_chr3_MN_Hbb2

MVDWTD AEKSTISAVWGKVDINEVGPLALARVLIVYPWTQRYFGSFGDVSTPAAIMGNPKVAAHGKVVCGALDKAVKNMG
NILATYKLS ETHANTLFVDPDNFRVLADVLTVIAAKFGASFTPEIQATWQKFMKVVVAAMGSRYP

>Salmon_salar_chr3_MN_Hbb3

MVDWTD AEKSTISAVWGKVDINEVGPLALARVLIVYPWTQRYFGSFGDVSTPAAIMGNPKVAAHGKVVCGALDKAVKNMG
NILATYKLS ETHANKLFVDPDNFRVLADVLTVIAAKFGASFTPEIQATWQKFMKVVVAAMGSRYP

>Salmon_salar_chr3_MN_Hbb4

MVDWTD AERSAIVGLWGKISVDEIGPQALARLLIVSPWTQRHFSTFGNLSTPAAIMGNPVAKHHGKTVMHGLDRAVQNLDI
KNAYTALSVMHSEKLVDPDNFRLLADCITVCVAAKLGPAVFSADIQEAQKFLSVVVSALGRQYH

>Salmon_salar_chr3_MN_Hbb5

MVDWTD AEKSTISAVWGKVDINEVGPLALARVLIVYPWTQRYFGSFGDVSTPAAIMGNPKVAAHGKVVCGALDKAVKNMG
NILATYKLS ETHANKLFVDPENFRVLADVLTVVAAKFGASFTPEIQATWQKFMKVVVAAMGSRYP

>Salmon_salar_chr3_MN_Hbb6

MVQWTD FERATIQSIFKMDYDDVGPAAALSRLVVPWTQRYFGNFGNLYNAAAQGNPMVAAHGKTVLRGLDRAVKNM
DDIKATYAELSVLHSEKLVDPDNFRLLADCLTIVVAARMGADFTADVQGAQKFLAVVVSALGRQYH

>Salmon_salar_chr3_MN_Hbb7

MVEWTD FERATIQSIFKMDYDDVGPAAALSRLVVPWTQRYFGNFGNLYNAAAQGNPMVAAHGKTVLRGLDRAVKNM
DIKATYAELSVLHSEKLVDPDNFRLLADCLTIVVAARMGADFTADVQGAQKFLAVVVSALGRQYH

>Salmon_salar_chr6_MN_Hbb0

MVQWTD FERQTIQSIFGKMDYDDVGPAAALSRLVVPWTQRYFGNFGNLSNAAAQGNPKVAAHGKTVLQGLVRAVKNM
DIKATFTELSVLHSEKLRVDPDNFRLLADCLTIVVAARMGADFTADVQGAQKFLAIVVCSLGRQYH

>Salmon_salar_chr6_MN_Hbb1

MVQWTD FERATIQSIFKMDYDVVGPAAALSRLVVPWTQRYFGNFGNLYNAAAQGNPMVAAHGKTVLHGLDRAVKNM
DDIKATYAELSVLHSEKLVDPDNFRLLADCLTIVVAARMGADFTADVQGAQKFLAVVVSALGRQYH

>Salmon_salar_chr6_MN_Hbb2

MVDWTD AERSAILGLWGNISVDEIGPQALARLLIVFPWTQRHFSTFGNLSTPAAIMGNPVAKHHGKVVMMHGLDRAVQNLDI
KNAYSALSVKHSEKLVDPDNFRLLAECITVCVAAKLGPAVFSADIQEAQKFLAVVVSALGRQYH

>Salmon_salar_chr6_MN_Hbb3

MVDWTD AEKSTISAVWGKVDINEVGPLALARVLIVYPWTQRYFGSFGDVSTPAAIMGNPKVAAHGKVVCGALDKAVKNMG
NILATYKLSLSETHANKLFVDPDNFRVLADVLTVIAAKFGASFTPEIQATWQKFMKVVVAAMGSRYP

>Salmon_salar_chr6_MN_Hbb4

MVDWTD AERSAILGLWGKISVDEIGPQALARLLIVSPWTQRHFSTFGNLSTPAAIMGNPAVAKHGKTMHGLDRAVQNLDDI
KNAYSALSMHSEKLVDPDNFRLLADCITVCVAAKLGPAVFSADIQEFQKFLAVVVSALGRQYH

>Salmon_salar_chr6_MN_Hbb5

MADWTD AEKSTISAVWGKVDINEVGPLALARVLIVYPWTQRYFGSFGDVSTPAAIMGNPKVAAHGKVVCGALDKAVKNMG
NILATYKLSLSETHANKLFVDPENFRVLADVLTVIAAKFGASFTPEIQATWQKFMKVVVAAMGSRYP

>Takifugu_rubripes_LA_Hbb1

MVEWTD QERTIISNIFSTLDYEDVGSKSLIRCLIVYPWTQRYFAGFGNLYNAEAIKNNPNIAKHGVTVLHGLDRAVKNMDNIKET
YKELSELHSEKLVDPDNFKLLSDCLTIVVATKMGSKFTPEIQATFQKFLAVVVSALGRQYH

>Tetraodon_nigroviridis_LA_Hbb1

MVVWTD QERAIIDNIFSNLDYEDVGSKALIRCLIVYPWTQRYFSSFGNLYNAEAI RNPNVAKHGVTVLHGLDRALKNMNDNIKE
EYKLSLHSEKLVDPDNFKLLSDCLTVIAGKLGSKFTPEYQAALQKFLAVVVSALGRQYH

>Trematomus_newnesi_Cathodic_Hbb

VEWTD FERATIKDIFSKLEYDVVGPATLARCLVVYPWTQRYFGKFGNLYNAAAIAQNAMVSKHGTTILNGLDRAVKNMDDITN
TYAELSVLHSEKLVDPDNFKLLADCLTIVVAARFGSAFTGEVQAAFQKFMVAVVSSLGKQYR

>Xiphophorus_maculatus_MN_Hbb1

MVKWSD FERAAIQDIFSKINYDVVGCALSRLIVYPWTQRYFGSFGNLYNAAAITSNPKVAAHGKVIMAGLEKAVKNMDDIK
TTYKLSVLHSEKLQVDPDNFNLLADCLTIVVAGQMGAFTPEVHGAFQKFLAVVVASLRKQYH

>Xiphophorus_maculatus_MN_Hbb2

MVKWSD FERAAIQDIFSKINYDVVGCALSRLIVYPWTQRYFGGFGNLYNAAAITSNPKVAAHGKVIMAGLEKAVKNMDDIK
TTYKLSVLHSEKLQVDPDNFNLLADCLTIVVAGQMGAFTPEAHGAFQKFLAVVVASLRKQYH

>Xiphophorus_maculatus_MN_Hbb4

MVEWTD AERTAISTLWSNIDVGEIGPQALSRLVVFPWTQRYFPTFGDLSTPAAIAANPKVAQHKGKTMGGLETAVKNIDNIK
NAYAKLSVMHSEKLVDPDNFRLAECITVVVAAKFGPSVFTAGFQEAWQKFLAVVVSALGRQYH

>Xiphophorus_maculatus_Hbb1

MVEWTD EERKAITTLWGQIDVGEIGPQALTRLLIVYPWTQRHFGAFGNLSTYAAIVGNAKVAQHKGKTMGGLETAVKNMDNI
KNAYAKLSVMHSDKLVDPDNFRLAECISVVVAAKFGPTVFTASFQEAWQKFLAVVVSALGRQYH

>Xiphophorus_maculatus_LA_Hbb1

MVAWSD QERSIITSIFSNLDYNDVGPALIRCLIVYPWTQRYFASFGNLYNADAIAKTNPNIAQHGTKVLHGLDRAVKNMDDIK
TYAELSVLHSEKLVDPDNFKLLADCLTIVIAAKMGSGFTPEIQATFQKFLAVVVSALGKQYH

Supplementary file 4: Identity matrix based on the nucleotides (panel A) and amino acid (panel B) sequences of European sea bass *Hb α* and *Hb β* genes.

| | | | | | | | | |
|-----------------------------------|--------|--------|--------|--------|--------|--------|--------|--|
| LA- <i>Hbα2</i> | 100.00 | | | | | | | |
| MN- <i>Hbα1</i> | 52.35 | 100.00 | | | | | | |
| LA- <i>Hbα1</i> | 53.99 | 65.74 | 100.00 | | | | | |
| MN- <i>Hbα2</i> | 54.23 | 72.22 | 72.69 | 100.00 | | | | |
| MN- <i>Hbα4</i> | 54.46 | 70.83 | 69.44 | 88.19 | 100.00 | | | |
| MN- <i>Hbα5</i> | 54.46 | 71.30 | 70.14 | 87.73 | 98.39 | 100.00 | | |
| MN- <i>Hbα3</i> | 54.23 | 71.30 | 69.91 | 87.96 | 98.62 | 99.77 | 100.00 | |

A

| | | | | | | | | |
|----------------------------------|--------|--------|--------|--------|--------|--------|--------|--|
| MN- <i>Hbβ1</i> | 100.00 | | | | | | | |
| LA- <i>Hbβ1</i> | 65.91 | 100.00 | | | | | | |
| MN- <i>Hbβ3</i> | 61.94 | 67.72 | 100.00 | | | | | |
| MN- <i>Hbβ2</i> | 65.54 | 76.75 | 65.99 | 100.00 | | | | |
| MN- <i>Hbβ6</i> | 65.99 | 76.98 | 65.09 | 93.92 | 100.00 | | | |
| MN- <i>Hbβ4</i> | 65.77 | 77.20 | 65.54 | 93.92 | 98.20 | 100.00 | | |
| MN- <i>Hbβ5</i> | 65.77 | 76.98 | 65.32 | 93.92 | 98.65 | 99.55 | 100.00 | |

| | | | | | | | | |
|-----------------------------------|--------|--------|--------|--------|--------|--------|--------|--|
| LA- <i>Hbα2</i> | 100.00 | | | | | | | |
| MN- <i>Hbα1</i> | 39.01 | 100.00 | | | | | | |
| LA- <i>Hbα1</i> | 48.23 | 60.84 | 100.00 | | | | | |
| MN- <i>Hbα2</i> | 45.39 | 68.53 | 74.13 | 100.00 | | | | |
| MN- <i>Hbα3</i> | 46.10 | 68.53 | 67.13 | 81.12 | 100.00 | | | |
| MN- <i>Hbα5</i> | 46.10 | 68.53 | 67.13 | 81.12 | 100 | 100.00 | | |
| MN- <i>Hbα4</i> | 46.10 | 69.93 | 67.83 | 81.82 | 97.92 | 97.92 | 100.00 | |

B

| | | | | | | | | |
|----------------------------------|--------|--------|--------|--------|--------|--------|--------|--|
| MN- <i>Hbβ3</i> | 100.00 | | | | | | | |
| MN- <i>Hbβ1</i> | 54.42 | 100.00 | | | | | | |
| LA- <i>Hbβ1</i> | 60.54 | 61.22 | 100.00 | | | | | |
| MN- <i>Hbβ2</i> | 61.90 | 63.95 | 77.55 | 100.00 | | | | |
| MN- <i>Hbβ6</i> | 57.82 | 61.22 | 77.55 | 92.52 | 100.00 | | | |
| MN- <i>Hbβ4</i> | 58.50 | 59.86 | 76.87 | 93.20 | 97.96 | 100.00 | | |
| MN- <i>Hbβ5</i> | 58.50 | 60.54 | 76.87 | 92.52 | 98.64 | 99.32 | 100.00 | |

Supplementary file 5. *Cq* (Quantification cycle) values of *Hb α* and *Hb β* genes at different developmental stages of European sea bass. ND means Not Detected.

| Gene | 12 hpf | 60 hpf | 5 dph | 13 dph | 19 dph | 26 dph | 33 dph | 45 dph | Juvenile |
|-----------------------------------|--------|--------|-------|--------|--------|--------|--------|--------|----------|
| LA- <i>Hbα1</i> | 36 | 36 | 31 | 35 | 33 | 34 | 28 | 24 | 18 |
| LA- <i>Hbα2</i> | 36 | 36 | 29 | 31 | 29 | 30 | 28 | 26 | 25 |
| MN- <i>Hbα1</i> | 35 | 36 | 36 | 35 | 34 | 35 | 35 | 33 | 27 |
| MN- <i>Hbα2</i> | ND | ND | 31 | 33 | 32 | 30 | 24 | 19 | 17 |
| MN- <i>Hbα3</i> | 35 | 35 | 23 | 25 | 23 | 25 | 23 | 24 | 28 |
| MN- <i>Hbα4</i> | 36 | 37 | 25 | 27 | 23 | 24 | 21 | 19 | 26 |
| MN- <i>Hbα5</i> | 36 | 36 | 24 | 25 | 24 | 25 | 22 | 21 | 29 |
| LA- <i>Hbβ1</i> | 36 | ND | 26 | 27 | 24 | 23 | 20 | 18 | 17 |
| MN- <i>Hbβ1</i> | 36 | 37 | 33 | 35 | 35 | 35 | 33 | 32 | 30 |
| MN- <i>Hbβ2</i> | ND | ND | 35 | 36 | 35 | 35 | 28 | 23 | 19 |
| MN- <i>Hbβ3</i> | 36 | 37 | 36 | ND | ND | ND | ND | 36 | 36 |
| MN- <i>Hbβ4</i> | 37 | 34 | 22 | 23 | 21 | 23 | 21 | 20 | 21 |
| MN- <i>Hbβ5</i> | 33 | 35 | 22 | 23 | 22 | 24 | 23 | 26 | 29 |
| MN- <i>Hbβ6</i> | ND | 35 | 24 | 24 | 21 | 22 | 19 | 18 | 23 |

Supplementary file 6. *Cq* (Quantification cycle) values of *Hb α* and *Hb β* genes in different tissues of adult European sea bass. ND means Not Detected.

| Gene | Heart | Intestine | Head Kidney | Spleen | Gills | Liver | Brain |
|----------------------------------|-------|-----------|-------------|--------|-------|-------|-------|
| <i>LA-Hbα1</i> | 33 | 29 | 31 | 32 | 34 | 34 | 34 |
| <i>LA-Hbα2</i> | 26 | 30 | 22 | 26 | 27 | 32 | 28 |
| <i>MN-Hbα1</i> | 19 | 22 | 12 | 17 | 19 | 24 | 20 |
| <i>MN-Hbα2</i> | 26 | 29 | 25 | 24 | 26 | 31 | 27 |
| <i>MN-Hbα3</i> | 35 | 35 | 38 | ND | 37 | 38 | 35 |
| <i>MN-Hbα4</i> | 27 | 30 | 26 | 25 | 27 | 32 | 29 |
| <i>MN-Hbα5</i> | 34 | 33 | 36 | 35 | 36 | ND | 33 |
| <i>LA-Hbβ1</i> | 29 | 26 | 29 | 27 | 29 | 34 | 30 |
| <i>MN-Hbβ1</i> | 19 | 22 | 12 | 17 | 18 | 24 | 20 |
| <i>MN-Hbβ2</i> | 30 | 34 | 28 | 27 | 30 | 33 | 30 |
| <i>MN-Hbβ3</i> | 29 | 33 | 22 | 27 | 29 | 34 | 30 |
| <i>MN-Hbβ4</i> | 32 | 36 | 30 | 30 | 33 | 37 | 33 |
| <i>MN-Hbβ5</i> | 36 | 36 | 33 | 36 | ND | ND | 36 |
| <i>MN-Hbβ6</i> | 30 | 30 | 32 | 34 | 32 | 36 | 30 |