



HAL
open science

The relative weight of ontogeny, topology and climate in the architectural development of three North American conifers

Fabien Buissart, Michel Vennetier, Sylvain Delagrangé, François Girard, Yves Caraglio, Sylvie-Annabel Sabatier, Alison D Munson, Eric-André Nicolini

► To cite this version:

Fabien Buissart, Michel Vennetier, Sylvain Delagrangé, François Girard, Yves Caraglio, et al.. The relative weight of ontogeny, topology and climate in the architectural development of three North American conifers. *AoB Plants*, 2018, 10 (4), pp.17. 10.1093/aobpla/ply045 . hal-01873244

HAL Id: hal-01873244

<https://hal.umontpellier.fr/hal-01873244>

Submitted on 13 Sep 2018

HAL is a multi-disciplinary open access archive for the deposit and dissemination of scientific research documents, whether they are published or not. The documents may come from teaching and research institutions in France or abroad, or from public or private research centers.

L'archive ouverte pluridisciplinaire **HAL**, est destinée au dépôt et à la diffusion de documents scientifiques de niveau recherche, publiés ou non, émanant des établissements d'enseignement et de recherche français ou étrangers, des laboratoires publics ou privés.

Research Article

The relative weight of ontogeny, topology and climate in the architectural development of three North American conifers

Fabien Buissart^{1,2}, Michel Vennetier^{1,3*}, Sylvain Delagrangé⁴, François Girard⁵, Yves Caraglio⁶, Sylvie-Annabel Sabatier⁶, Alison D. Munson⁷ and Eric-André Nicolini⁶

¹Irstea UR RECOVER/Ecosystèmes Méditerranéens et Risques, Centre d'Aix-en-Provence, 3275 route de Cézanne-CS 40061, 13182 Aix-En-Provence Cedex 5, France

²Aix-Marseille Université, Jardin du Pharo-58, bd Charles Livon, 13284 Marseille Cedex 07, France

³ECCOREV FR 3098, Technopôle de l'environnement Arbois-Méditerranée, Domaine du Petit Arbois, Avenue Louis Philibert, Bâtiment du CEREGE BP 80, 13545 Aix-en-Provence cedex 4, France

⁴Institute of Temperate Forest Sciences (ISFORT), University of Quebec in Outaouais (UQO), 58 Rue Principale, Ripon, Québec J0V1V0, Canada

⁵Université de Montréal (UM), 520 chemin de la Côte-Ste-Catherine, Montréal, Québec H2V2B8, Canada

⁶CIRAD, UMR AMAP, 34398 Montpellier, France

⁷Université Laval, Centre d'étude de la forêt, Faculté de foresterie, de géographie et de géomatique, 2405 rue de la Terrasse, Québec, Québec G1V0A6, Canada

Received: 26 March 2018 **Editorial decision:** 06 July 2018 **Accepted:** 26 July 2018 **Published:** 31 July 2018

Associate Editor: Karina Boege

Citation: Buissart F, Vennetier M, Delagrangé S, Girard F, Caraglio Y, Sabatier S-A, Munson AD, Nicolini E-A. 2018. The relative weight of ontogeny, topology and climate in the architectural development of three North American conifers. *AoB PLANTS* 10: ply045; doi: 10.1093/aobpla/ply045

Abstract. Knowledge of plant architecture allows retrospective study of plant development, hence provides powerful tools, through modelling and simulation, to link this development with environmental constraints, and then predict its response to global change. The present study aims to determine some of the main endogenous and exogenous variables driving the architectural development of three North American conifers. We measured architectural traits retrospectively on the trunk, branches and twigs of whole tree crowns for each species: annual shoot length (ASL), needle length, branching patterns and reproduction organs (male and female). We fitted a partial least square (PLS) regression to explain each architectural trait with respect to topological, ontogenic and climatic variables. Results showed a significant weight of these three groups of variables for previous and current year, corresponding, respectively, to organogenesis and elongation. Topological and ontogenic variables had the greatest weight in models. Particularly, all architectural traits were strongly correlated with ASL. We highlighted a negative architectural response of two species to higher than average temperatures, whereas the third one took advantage of these higher temperatures to some degree. Tree architectural development weekly but significantly improved with higher precipitation. Our study underlines the strong weight of topology and ontogeny in tree growth patterns at twig and branch scales. The correlation between ASL and other tree architectural traits should be integrated into architectural development models. Climate variables are secondary in importance at the twig scale. However, interannual climate variations influence all axis categories and branching orders and therefore significantly impact crown development as a whole. This latter impact may increase with climate change, especially as climate affects architectural traits over at least 2 years, through organogenesis and elongation.

*Corresponding author's e-mail address: michel.vennetier@irstea.fr

© The Author(s) 2018. Published by Oxford University Press on behalf of the Annals of Botany Company.

This is an Open Access article distributed under the terms of the Creative Commons Attribution License (<http://creativecommons.org/licenses/by/4.0/>), which permits unrestricted reuse, distribution, and reproduction in any medium, provided the original work is properly cited.

Keywords: Canada; climate; ontogeny; PLS regression; Québec; *Picea mariana*; *Pinus banksiana*; *Pinus strobus*; topology; tree architecture.

Introduction

Climate, as more generally environmental conditions, impacts plant growth and consequently plant architecture. The manner tree architecture regulates phenotypic plasticity is a specific response. [Kunstler et al. \(2016\)](#), through a global approach, suggest that some architectural traits are useful to model tree-crown competition and resulting forest communities. Understanding the response of tree architecture to climate variability is also challenging, but necessary to better assess and simulate forest response to climate change.

Primary growth, driving architectural development in plants, corresponds to the creation of new tissues outside existing organs. For a tree, it includes growth length of existing axes (bole, branches and roots), branching processes (formation of new branches or roots), genesis and growth of leaves, needles and rootlets, and reproduction (flowering, fruiting) ([Hallé et al. 1978](#); [Barthélémy and Caraglio 2007](#)).

Spatial organization of axes (topology) combined with its changes over time (ontogeny) defines plant architecture. Plant architecture is the expression of a balance between endogenous, genetically or physiologically driven growth processes, and exogenous environmental constraints. Plant architectural analysis provides a comprehensive approach to understand plant development, with applications in many plant biology disciplines ([Kaplan 2001](#)). Describing and analysing tree architecture is a challenge: on the one hand, because of tree size, subsampling and destructive methods are required ([Barthelemy et al. 1989](#)); on the other hand, the long life span of trees allows numerous endogenous and exogenous factors to interact with tree architecture. Indeed, tree development patterns change with age, life stages ([Chaubert-Pereira et al. 2009](#)), competition or accidents such as wind or snow breaks, herbivory, climate extremes ([Poethig 1990](#); [Barthélémy and Caraglio 2007](#)), and potentially with climate change in the long term ([Girard et al. 2011](#); [Girard et al. 2012](#)).

A coarse representation of tree crown architecture at different scales is widely used as a tool to study the forest canopy, for example, to assess light interception ([Honer 1971](#); [Fournier et al. 1996](#)), to support remote sensing models ([Landry et al. 1997](#)) or to model forest vulnerability to fire ([Caraglio et al. 2007](#); [Cruz and Alexander 2012](#)). Tree architecture also provides useful information to study carbon partitioning within trees ([Taugourdeau et al. 2012](#)), to build forest management scenarios

([Courbaud et al. 2001](#)) or to diagnose tree health status ([Innes 1998](#); [Dobbertin 2005](#); [Sabatier et al. 2014](#)).

But except for tree height, few papers investigated the relationships between primary growth and climate variability ([Thabeet et al. 2009](#); [Girard et al. 2012](#); [Vennetier et al. 2013](#)). Such information is required to improve tree growth and architecture modelling, and is critical to accurately simulate future tree growth in the context of global change. Most existing tree development models use mean parameters averaged over entire branches or trees ([Barczi et al. 2008](#); [Buck-Sorlin et al. 2008](#)), even though architectural traits of branch axes, as well as their response to climate, differ according to their position in the crown and in the branching hierarchy ([Girard et al. 2011](#)).

Cold, including extreme frost and a short growing season, limits tree growth in high latitudes ([Gamache and Payette 2004](#)), and particularly in boreal forests ([Plasse and Payette 2015](#)). Increases in forest productivity may occur as climate warming allows a potentially longer growing season in cold-limited environments ([Chuine and Beaubien 2001](#)). But the positive effects of warming leading to advanced phenology in spring, and delay in autumn dormancy, can be offset by local adaptation of species, depending on factors such as photoperiod, chilling requirements, vernalization time or interactions with soil fertility and especially water status. Such offsets have been demonstrated at local to large scales under natural conditions ([Johnsen et al. 1996](#); [Creed et al. 2015](#)), in controlled environments ([Li et al. 2015](#)) and by modelling ([Clark et al. 2014](#)).

As an illustration of such limitations, recent studies reported cases of warming-induced decreases in tree growth: negative correlations were found between ring-width and warmer than average temperatures for several North American species, including black spruce—*Picea mariana* ([Walker and Johnstone 2014](#)) and eastern white cedar—*Thuja occidentalis* ([Housset et al. 2015](#)). Some of the responses present a north-south contrast logically related to a temperature gradient, with summer temperatures more important at the higher latitudes for black spruce, and east-west contrasts linked to a humidity gradient ([Nicault et al. 2014](#)).

The aim of the present study was to understand the relationship between architectural development and a set of endogenous (ontogenic, topological) and exogenous (climate, site condition) variables for three frequent species of Canadian forests—black spruce, Jack pine (*Pinus banksiana*) and Eastern white pine (*Pinus strobus*).

While plant architecture is the result of meristem genetic regulation (Chomicki et al. 2017) and can be useful to infer physiological mechanisms (i.e. Peyhardi et al. 2017), in this study we did not aim to further investigate the ecophysiological processes behind architectural development. We rather aimed to answer the following questions: (i) What are the interactions among measured architectural variables? (ii) How does interannual climate variability affect tree architectural development? (iii) What is the relative influence of climate variability, compared to ontogenetic and topological factors in driving tree architectural development?

Methods

Study sites

Study sites included two mature natural forests in southern Québec (Canada): ‘Réserve Papineau-Labelle’ (studied species—Eastern white pine) and ‘Parc des Grands Jardins’ (studied species—black spruce and Jack pine). The location of both sites and the range of each studied species are shown in Fig. 1.

The Réserve Papineau (46°08′48″N, 75°09′49″W) is a temperate forest dominated by *Acer saccharum* and *Betula alleghaniensis*, accompanied by several species of oak, beech, linden and ash, and scattered stands of Eastern white pine. In our three plots, these pines were

87-year-old (SD 17 years), with mean diameter and height of, respectively, 38 cm (SD 5.8 cm) and 21.5 m (SD 4.2 m). This location, with elevation ranging between 200 and 500 m, has a cool temperate climate (Rizzo and Wiken 1992), with a mean annual temperature of 5.2 °C and annual precipitation of 924 mm (2000–13 data from Chénéville weather station, 45°53′22,762″N, 75°03′36,421″W; Environnement Canada 2016). The mineral soil is a sandy loam, overlain by a shallow layer of organic matter. The three plots mainly differ based on their slope and composition of the soil coarse fraction. The first plot is located at the bottom of a hill (slope between 0 and 5 %) with absence of rocks. The second is at the middle of a gentle slope (5–15 %) with presence of some scattered rocky outcrops, and the third is on the upper part of a steep slope (20–30 %) with large and numerous rocky elements.

The Parc des Grands-Jardins (PGJ) is located in the Charlevoix highlands, about 120 km north-east of Quebec City (Fig. 1). The area is characterized by high hills with an average altitude between 700 and 900 m above sea level (a.s.l.), with several alpine and subalpine summits over 1000 m a.s.l. The average annual temperature is about 0 °C, the mean temperature of the warmest month (July) is 15 °C, and the average frost-free period of 60–70 days is among the shortest in southern Québec. Meteorological data from L’Étape Station located at 47°33′44″N, 71°13′44″W (1999–2013) was the closest available.

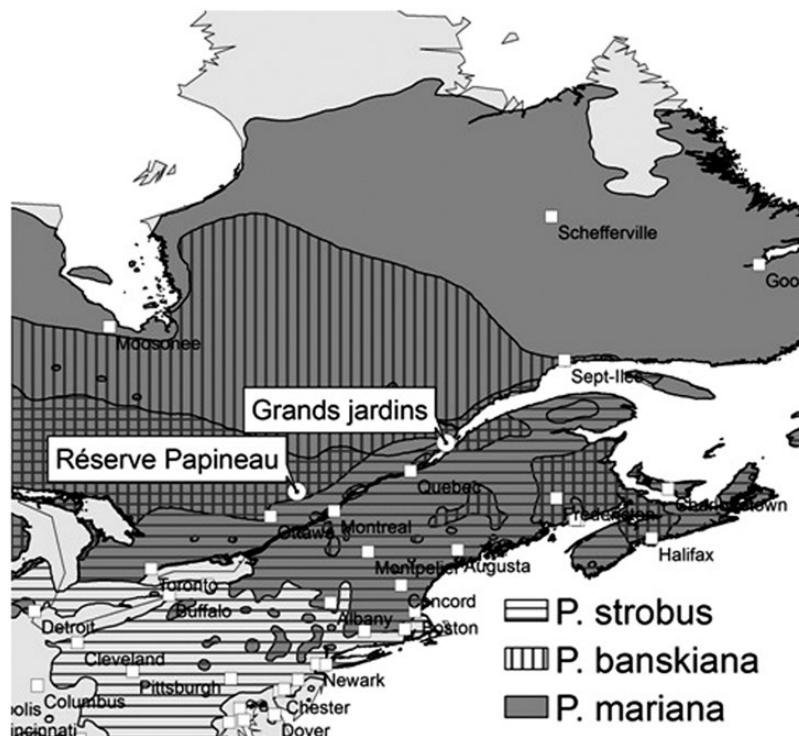


Figure 1. Map locating study sites and the range of studied species within the study area.

A strong precipitation gradient exists between L'Étape (1963–2013) and the PGJ former station (La Galette 47°43'52", 70°43'31"; 1963–74). The gradient represents a decrease of 33 % of annual precipitation in the PGJ that was accounted for in the calculations and interpretation of results. The vegetation in the PGJ forms a mosaic of open and closed forests, where black spruce (*P. mariana*) is the dominant tree species. Eastern larch (*Larix laricina*), balsam fir (*Abies balsamea*) and paper birch (*Betula papyrifera*) are growing in moderately to poorly drained sites preserved from extensive logging. The black spruce forests in the PGJ area are found on well-drained, acidic podzol soils of the Malbaie River Basin. The soils are composed of fluvio-glacial sands and gravel in valleys and heterometric till on slopes. Conifer forests in the Park are subject to several disturbances, including insect outbreaks (spruce budworm, *Choristoneura fumiferana*) and fires. Several forest tracts were also harvested before the creation of the Park in 1981. Three recorded insect outbreaks occurred during the 20th century, with the last one extending from the mid-1970s to the mid-1980s (Boisclair 1990).

Data acquisition

We sampled 15 dominant trees per species, free from any significant competition with neighbours. Each tree consisted of one dominant main axis (trunk = order 1) bearing a crown made of lateral branches (order 2). For each tree of black spruce and Jack pine, we collected three coupled branches, respectively, in the top, middle and low crown, with opposite orientations within a couple (Girard et al. 2011). For Eastern white pine, due to the impossibility to harvest trees, no branches from the very top crown could be collected, and they were replaced by an additional pair of branches as high as possible in the middle of the crown. We also collected the whole top of the trunk and crown of three black spruce trees and one Jack pine. Tree age was estimated by counting rings from a core at breast height.

Architectural and growth measurements were performed in the lab. Tree cores were glued to a support and sanded. Then, ring-width was measured using WinDendro (Guay 2012); cross-validation and standardization were carried out according to standard procedures (Payette and Filion 2010). We considered the main axis of each trunk and branch, and for each main branch axis, two to three evenly distributed opposite couples of their twigs (branching order 3). Morphological markers like size and density of scales at the base of the growth units, lateral axes and position of cones were used to delimit growth units and annual shoots (one annual shoot can be composed of several growth units for polycyclic species). These markers allowed us to reconstruct axis primary growth for the last 12–15 years (markers fade and are no longer reliable for older shoots),

following methods described by Sabatier et al. (2003) and Pardos et al. (2003). Then for selected axes, we considered the following dependant (Table 1) and explanatory variables (Tables 2 and 3) for each annual shoot.

Annual shoot length (ASL) is by itself a dependent variable, but we used it as an explanatory factor for other architectural variables. This does not induce any circularity in the analyses. Although ASL is highly dependent on most topological and ontogenic factors, axis vigour is usually considered one of the main drivers of tree crown development (Thabeet et al. 2009; Girard et al. 2011, 2012). Independently from ASL, this development also partially depends on the same topological and ontogenetic factors. The relative weight and role of axis vigour, axis hierarchy and branch position in the crown was disentangled by Vennetier et al. (2013), as well as in the above-mentioned references, validating the method used here. Moreover, the statistical method used for the analyses (partial least square (PLS) regression) is designed to free the results from the interactions between correlated variables.

Local variables (sites, trees and branches, climate)

The autocorrelation aimed to determine the relative weight of climate variability, heritable vigour related to tree and branch health status, and local invariable (site) or more slowly changing ontogenic and topological variables (related to individual trees and branches). The relative vigour was used with the same goal, but was focused to more precisely analyse the role of hierarchical branching order.

Table 1. Dependent architectural variables. *The number of branches per annual shoot or growth unit is thereafter named branching rate.

Variable	All variables refer to a single annual shoot or growth unit
ASL	Annual shoot length
NL	Mean needle length
N ram*	Number of branches (ramifications) for pine species
whorl ram*	Number of branches of the pseudowhorl for black spruce
int ram*	Number of interwhorl branches for black spruce
Polyc	Polycyclism rate for pines
Lg ♂	Length of male cones (Barthélémy and Caraglio 2007), for pines
P ♂	Presence/absence of male cones (binary)
N ♂	Number of male cones, for the black spruce
N ♀	Number of female cones

Table 2. Independent explanatory variables: topological variables. **Vigour index (ranging from 0 to 1 from the weakest to the strongest) is the probability of the value of the axis growth pattern for the age of the annual shoot in the normal distribution of shoot length values for this age within its hierarchical order.

Variable	Description
Order	Three values: 1 = trunk, 2 = main axis of sampled branches, 3 = first level branching (twigs) of branch main axis
Vigour**	Relative vigour index of the axis: computed for each axis from its shoot length growth pattern [see Supporting Information—Appendix 1].

Local variables accounted for the portion of variability in architectural variables related to: (i) site effect—differences in soil fertility and topography among sites; (ii) tree effect—individual tree characteristics linked to genetics or growth history, and to local variations of soil and topographic conditions within a site; and (iii) branch effect—individual branches that differ according to their position in the crown (top, middle, low; [Thabeet et al. 2009](#); [Girard et al. 2011, 2012](#)). We eliminated biotic effects of competition and insects on branches by selecting those with minimal competition and no apparent past accidents (breakage or other damage).

From raw data of the weather stations, we computed seasonal, monthly and bimonthly rainfall, temperature and degree-days (DD) for each site. Groups of 3 months were related to the main corresponding season: winter (January–March), spring (April–June), summer (July–September) and autumn (October–December).

Statistical analyses and modelling

All the analyses were performed with R statistical software (version 2.15.1; [R Core Team 2014](#)). To each annual shoot, and its architectural and growth parameters, we associated climatic variables of both the year of elongation (year n) and the year of organogenesis (previous year $n - 1$). See details in [Supporting Information—Appendix 2](#). For each architectural variable, a PLS regression was computed following the procedure of PLS in SIMCA software ([Eriksson et al. 2006](#)), which was translated in R to allow automatization of several variations of the analyses: linear PLS for ASL, NL and length of male flowers on the annual shoot, and logistic PLS ([Bastien et al. 2005](#)) for the number of male cones (black spruce), presence of male cones (pine species), number of branches (all in whorls for pines, whorled and inter-whorl branches separately for black spruce), number of cones and polycyclism rate. We used r^2 and Q^2 statistics to evaluate the model, and the confidence interval of

Table 3. Independent explanatory variables: ontogenic variables.

Variable	Description
Age	Ontogenic age = rank of an annual shoot relative to the first annual shoot at the base of the axis (Barthélémy and Caraglio 2007)
Tree age	Age of the tree at the year of a given annual shoot development
Autocorrelation	Value of the previous year ($n - 1$) for each architectural variable

partial correlation coefficients to evaluate the significance of each variable. The r^2 reflects the fit of the model to our data set, whereas the Q^2 reflects the robustness of the model ([Tenenhaus 1998](#)). For each architectural parameter, we kept the best model according to Q^2 with only significant variables. For a detailed description of the method, see [Supporting Information—Appendix 3](#).

We finally focused on the variable importance in the projection (VIP), as described in [Tenenhaus \(1998\)](#). Variable importance in the projection is a coefficient >0 , computed for each variable to reflect its relative weight in the model. As the sum of VIPs is always the total number of variables in the model, then variables with a VIP >1 are the most important for the prediction.

Variable importance in the projection absolute values must not be compared among different analyses nor among species. Variable importance in the projection is determined as a relative weight within the set of significant variables for a given analysis. The fact that some architectural traits show higher VIPs in response to climate variables than other traits does not mean that they are more responsive to climate: the real impact of any variable depends on both the number of significant variables and of the global correlation coefficient of the model (r^2 and Q^2).

When individual branches were significantly represented in the results of an analysis, with at least five top or medium and five low branches, we compared the VIPs mean or median of these classes with a t -test or a Mann–Whitney (Wilcoxon) test, respectively, depending on data distribution (normal or not).

Results

Mean architectural variables

Annual shoot length, the total number of branches and whorled branches were highly variable, and decreased with age and with increasing branching order for all species ([Table 4](#)). On black spruce, branching rate showed an abrupt drop from the trunk to the third branching order. It decreased

Table 4. Descriptive statistics of studied architectural variables by species, axis hierarchical order and ontogenic age: mean, SD, range and percentage of occurrence. In Age column, the number in brackets is the number of observations. In the columns for ASL, needle length (NL), number of male cones for black spruce (N ♂), length of male cones on annual shoot for pines (Lg ♂), number of female cones (N ♀), number of branches in the pseudowhorl for black spruce and in the whorl for pines (whorl ram) and number of interwhorl branches for black spruce (int ram), the first row of each cell corresponds to the mean, the second row (in italic) to the SD, the third row, between square brackets, to the range of the variable (if SD > 0). For N ♂ and Lg ♂ for pines, a fourth row gives the percentage of twigs bearing male cones. Polycyclism column (polyc) reports for each number of cycles (1–3) the percentage of concerned axes.

Species	Order	Age	ASL	NL	N ♂	N ♀	whorl ram	int ram	Polyc	
Black spruce	1	<45 (7)	210.4	7.86	0	0	6.57	16.29	1:100 %	
			<i>31.13</i>	<i>1.46</i>	0	0	<i>1.9</i>	<i>3.68</i>		
				[179, 261]	[6, 10]			[4, 9]	[11, 22]	
		>45 (26)	127.1	5.77	0	0.17	4.54	9.42	1:100 %	
			<i>57.84</i>	<i>1.3</i>	0	0.38	<i>1.84</i>	<i>6.77</i>		
				[48, 234]	[4, 9]		[0, 1]	[2, 9]	[1, 31]	
	2	<35 (817)	39.62	7.89	0.08	0.05	3.48	1.31	1:100 %	
			<i>19.25</i>	<i>1.46</i>	0.49	0.33	<i>1.64</i>	<i>1.75</i>		
				[5, 180]	[4, 11]	[0, 5]	[0, 4]	[0, 9]	[0, 13]	
		>35 (270)	31.64	8.4	0.03	0	2.88	0.72	1:100 %	
			<i>11.81</i>	<i>1.75</i>	0.22	0	<i>1.7</i>	<i>1.08</i>		
				[4, 79]	[4, 12]	[0, 2]		[0, 11]	[0, 5]	
3	<10 (549)	25.92	7.76	0.31	0.05	1.94	0.18	1:100 %		
		<i>11.06</i>	<i>1.54</i>	0.92	0.3	<i>1.39</i>	<i>0.57</i>			
			[3, 70]	[4, 12]	[0, 6]	[0, 3]	[0, 8]	[0, 4]		
	>10 (209)	25.4	7.92	0.06	0	1.61	0.25	1:100 %		
		<i>11.37</i>	<i>1.57</i>	0.34	0	<i>1.1</i>	<i>0.74</i>			
			[5, 68]	[3, 13]	[0, 3]		[0, 5]	[0, 5]		
<hr/>										
Species	Order	Age	ASL	NL	L ♂	N ♀	whorl ram	int ram	Polyc	
Jack pine	1	[62–75] (13)	114.3	28.92	0	3.69	7.46	NA	1:0 %	
			<i>26.2</i>	<i>0.82</i>	0	1.44	<i>1.76</i>		2:38.5 %	
				[82, 178]	[28.33, 29.5]		[1, 6]	[5, 10]		3:61.5 %
		<40 (776)	54.61	27.21	0.28	1.18	2.82	NA	1:35.5 %	
			<i>34.96</i>	<i>5.57</i>	1.66	1.24	<i>1.94</i>		2:64.4 %	
				[3, 193]	[10, 39]	[0, 16]	[0, 6]	[0, 8]		3:0.1 %
	>40 (176)	30.57	23.24	1.64	0.56	1.42	NA	1:60.8 %		
		<i>16.75</i>	<i>4.61</i>	3.68	0.72	<i>1.34</i>		2:39.2 %		
			[4, 88]	[9, 34]	[0, 19]	[0, 2]	[0, 6]			
	3	<20 (1008)	22.49	23.93	1.05	0.14	0.65	NA	1:90.6 %	
			<i>16.5</i>	<i>5.35</i>	2.97	0.45	<i>0.93</i>		2:9.4 %	
				[2, 119]	[6, 38]	[0, 18]	[0, 3]	[0, 6]		
>20 (225)		19.26	22.3	1.03	0.16	0.74	NA	1:87.11 %		
		<i>12.35</i>	<i>3.84</i>	2.62	0.43	<i>0.86</i>		2:12.89 %		
			[1, 70]	[8, 31]	[0, 15]	[0, 2]	[0, 4]			
				16.4 %						
<hr/>										
Species	Order	Age	ASL	NL	L ♂	N ♀	whorl ram	int ram	Polyc	
Eastern white pine	2	<30 (639)	109.9	79.03	0.72	0.05[0, 3]	2	NA	1:98.1 %	
			<i>104.6</i>	<i>13.1</i>	6		<i>2.09</i>		2:1.9 %	
				[4, 728]	[52, 103]	[0, 90]		[0, 13]		
	>30 (503)	80.57	76.12	0.92	0.01	1.44	NA	1:100 %		
		<i>73.9</i>	<i>11.6</i>	4.6	0.08	<i>1.38</i>				
			[6, 408]	[44, 102]	[0, 45]	[0, 1]	[0, 6]			
3	<20 (658)	38.21	74.47	0.69	0.01	0.59	NA	1:99.9 %		
		<i>32.8</i>	<i>12.11</i>	3.9	0.55	<i>0.85</i>		2:0.1 %		
			[2, 452]	[31, 101]	[0, 85]	[0, 4]	[0, 7]			
>20 (547)	23.6	71.18	1.34	0	0.27	NA	1:100 %			
	<i>13.99</i>	<i>11.8</i>	3.7	0	<i>0.49</i>					
		[4, 139]	[37, 99]	[0, 22]		[0, 2]				

more rapidly for interwhorl than for whorl branches: this species had about three times more interwhorl than whorled branches on vigorous axes (annual young shoots from order 1 and 2), interwhorl branches nearly disappearing on order 3, but not whorls. Needle length had a lower variability than branching rate among branching orders and with age, particularly in the case of black spruce, characterized by needles that did not shorten with axis age. Needle length also had by far the lowest variation coefficients (computed from mean and SD given in Table 4) within each branching order and age class ($0.17\% \pm 0.05$), compared to all other architectural traits (from $0.56\% \pm 0.22$ for ASL to $1.65\% \pm 0.90$ for int ram). Male and female cones could be found together on the same annual shoot in black spruce but never in pine species. For black spruce, male cones were not found on the trunk, whereas female cones were absent at branching orders 2 and 3 for old axes. Female cones were quite rare for Eastern white pine. Polycyclism was found only on pines, systematically on Jack pine vigorous shoots, but more rarely on Eastern white pine (<2 % of annual shoots of the most polycyclic category).

As we investigated many architectural variables for the three species, with several options for each model, we do not display all the detailed results. However, we present, as an example, the detailed results for one of these variables—ASL; details of all other analyses are presented in [Supporting Information—Appendix 4](#). To fulfil our objectives, only the relative weight of predictors and the sign of the correlation are presented (Figs 3 and 4). Partial least square analyses were performed with all variables together (topology, ontogeny, climate and local variables), but synthetic results are presented in three parts for better comprehension: (i) topology and ontogeny (Fig. 3), to highlight the weight of tree-related factors on architectural development; (ii) climate (Fig. 4), to show the influence of interannual climate variability and the potential impact of climate change; and finally (iii) local variables [see [Supporting Information—Appendix 4](#)], to demonstrate the influence of branch position in the crown.

Annual shoot length

Figure 2A–C plots partial correlation coefficients and VIPs of the PLS regression for ASL, for black spruce ($Q^2 = 62.6\%$, $R^2 = 63.3\%$), Eastern white pine ($Q^2 = 79.4\%$, $R^2 = 79.5\%$) and Jack pine ($Q^2 = 73.6\%$, $R^2 = 74.2\%$), respectively. Ontogenic and topological variables had the highest contribution to the model (VIP > 1). Other significant variables, including those related to climate, had less weight in the model. For the three species, the best predictors were the length of the previous annual shoot (autocorrelation), the relative vigour index and the branching order, ASL decreasing with increasing order. For Jack pine, many

local factors (site, tree, branch) but only two or three climatic variables had a significant influence. Conversely, for Eastern white pine, only site was significant among local factors, while climate variables were more represented, although all weaker. Black spruce was the only species with VIPs above 0.75 for climatic variables; a negative correlation was noted for this species with previous-year winter absolute maximum temperature. For Eastern white pine, degree * days and temperature were dominant in the response to climate; a positive impact of moderate temperatures (neither too hot, nor too cold) of the current and previous years (DD 8–13, minimum temperature of current summer) was observed, as well as a negative impact of a very hot previous summer (maximum temperature and DD 18–20). The response of Jack pine to temperature was weak, with a positive influence of previous February absolute maximum temperature and a negative response to previous July absolute minimum temperature.

Because of the low number of significant local variables in ASL models, branch positions could only be compared statistically in these models for Jack pine, showing higher signed VIPs in top crown compared to low crown. For the other two species, low crown was consistently represented with only negative coefficients.

Topological and ontogenic variables

Figure 3A–C presents the VIPs and the sign of the partial correlation coefficients of topological and ontogenic variables for black spruce, Eastern white pine and Jack pine, respectively. For the three studied species, ASL had a dominant influence on architectural development. Except for the number of male cones of black spruce, it was significant for all variables, with a high VIP (>1) in >50% of the cases, particularly for branching and needle length. The probability of a branch to develop male cones was negatively correlated with ASL for both pine species. Conversely, within the short annual shoots bearing male cones, the length of the axis bearing these cones increased for both species with shoot length. All variables were negatively correlated with axis hierarchical order, except male cones, which were more frequent in high orders, and black spruce needles, that were shorter on the trunk than on branches. Branch relative vigour was less relevant than both ASL and branch hierarchical order, with no influence on architectural variables for either black spruce or Jack pine. It was, however, significant with a high VIP for polycyclism, fructification and branching in Eastern white pine. The autocorrelation (previous-year value) was important in ASL and needle length for all species, for male cones in pine species, and in the branching rate of black spruce and Eastern white pine. In contrast, autocorrelation had no weight in fructification of any species, nor in polycyclism; these variables showed sharp

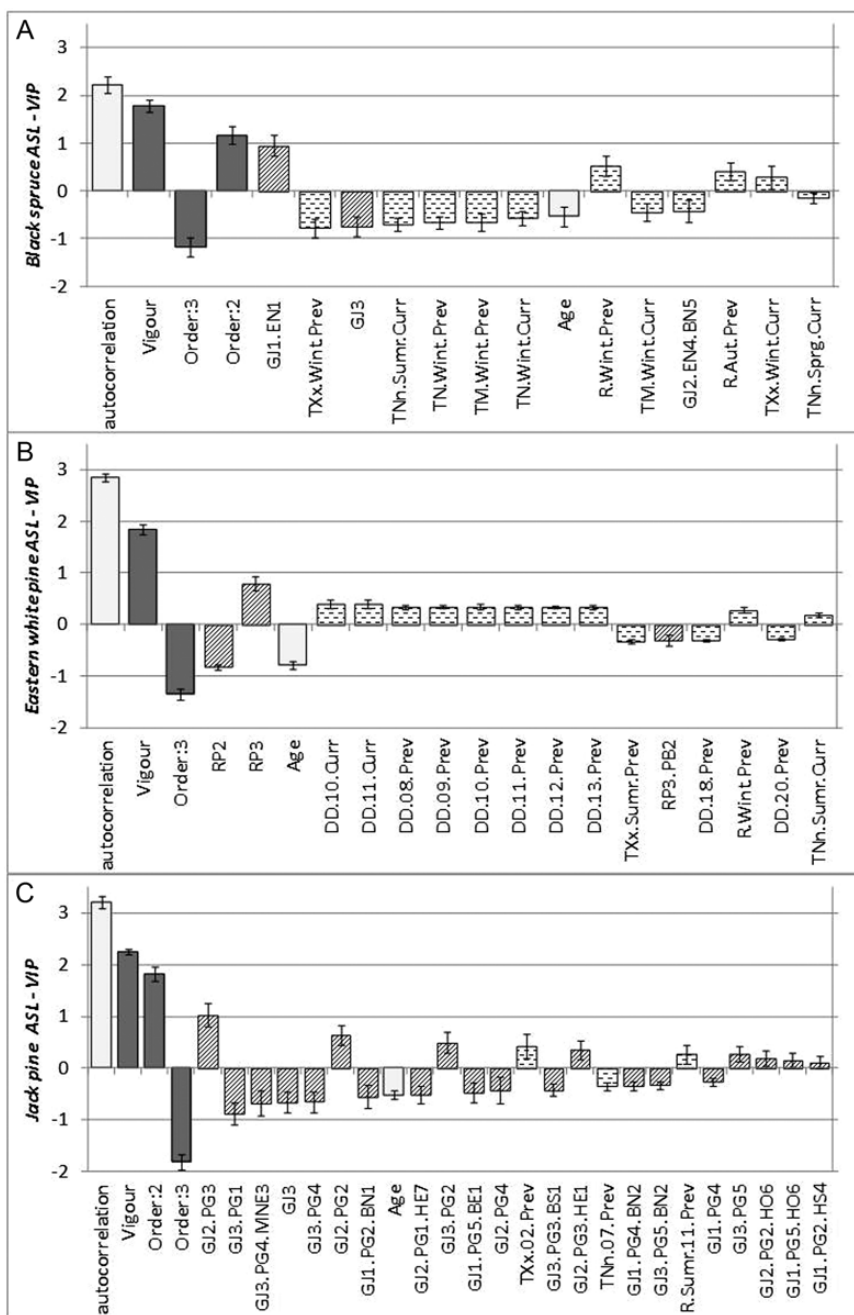


Figure 2. Partial correlation coefficients of variables in ASL PLS models. Letters (A), (B) and (C) plot for black spruce, Eastern white pine and Jack pine, respectively. Ontogenic variables appear in white, topologic variables in dark grey, local fixed effects in hatching and climatic variables in dashed lines. Variables are sorted by descending VIP from left to right. R^2 are 0.633, 0.795 and 0.742 for black spruce, Eastern white pine and Jack pine, respectively; Q^2 are 0.626, 0.794 and 0.736 in the same order. Local fixed effect may be related to: (i) site effect (GJ and site number for Grands Jardins, RP and site number for Réserve Papineau); (ii) tree effect (the site name, a dot and EN and tree number for black spruce, PB and tree number for Eastern white pine, PG and tree number for Jack pine) or (iii) branch effect (the tree name, a dot and a combination of two letters indicating the position within the crown, H-M-B for high, medium, low, the orientation = cardinal point N-E-S-W potentially combined by two, and the branch number). Climatic variables may correspond to organogenesis year (previous year, variable name ending by Prev) or elongating year (current year ending by Curr), and may be rainfall (begin with R.), absolute minimum temperature (begin with TNn.), mean minimum temperature (TN.), mean temperature (TM.), mean maximum temperature (TXx.) or degree-day (DD.). R, TNn, TN, TM, TX and TXx are calculated on a period of the year, indicated by the middle part of variable name, Wint for January–March, Sprg for April–June, Sumr for July–September, Aut for October–December, or a number corresponding to the month. Degree-days are calculated over the year, but with a basis corresponding to the number appearing in the middle of variable name.

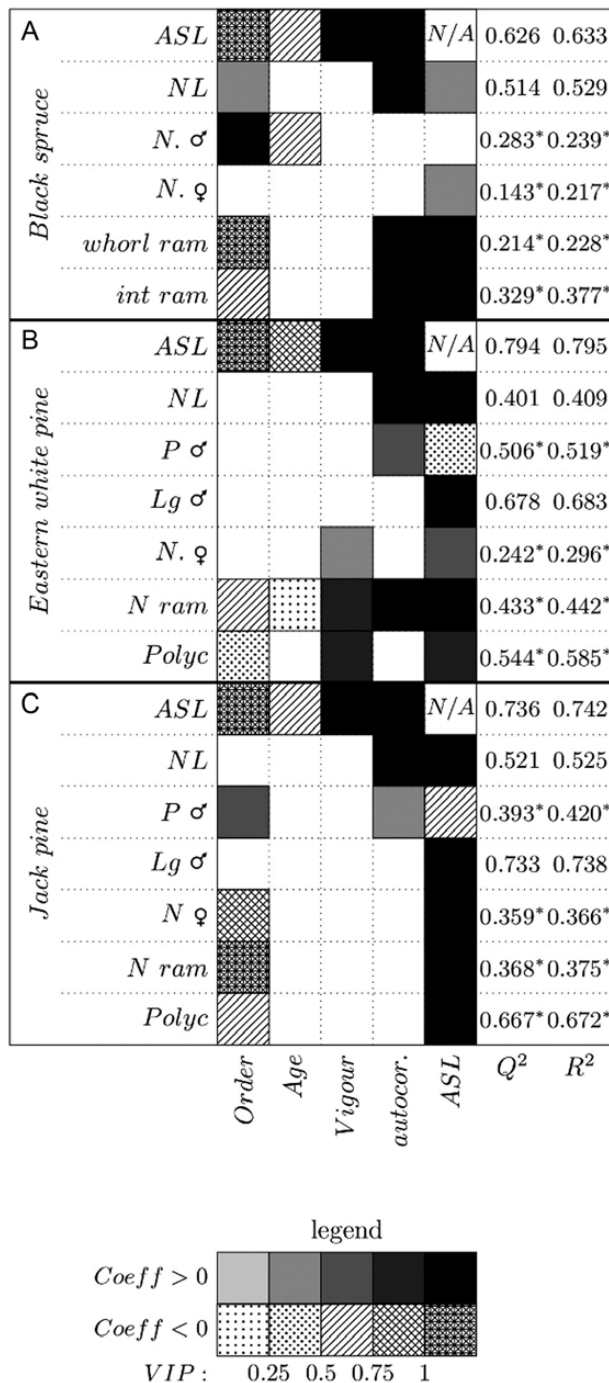


Figure 3. Dependant topological and ontogenic variables for all models, for black spruce (A), Eastern white pine (B) and Jack pine (C) vs. independent explanatory variables. Positive correlation appears in greyscale, whereas negative correlation appears with dots and hatchings. A star for Q^2 and R^2 indicates a logistic regression model, hence R^2 and Q^2 correspond to McFadden pseudo- R^2 calculation method (McFadden 1973).

changes from a given year to the next within branches. Shoot length was negatively correlated with axes age for all species, demonstrating a clear impact of aging on

absolute vigour of axes, despite the small VIP associated with age. Age also influenced negatively black spruce male cone number and Eastern white pine branching.

Branch position in the crown had a significant influence on architectural variables. The number of male cones, of interwhorl branches and of cones for black spruce, as well as the probability of male cones for Eastern white pine and the ASL of Jack pine, showed a higher VIP for top than for low branches (Annex 4, tables BS3, BS4, BS6, EWP2, JP1).

Climatic variables

Figure 4A–C shows the VIPs and the sign of the partial correlation coefficients of climate variables for black spruce, Eastern white pine and Jack pine, respectively.

Higher temperatures during elongation led to a decline in shoot length growth for black spruce and Jack pine, as well as a decline in branching and polycyclism for Jack pine, thus in crown development as a whole. Conversely, their reproduction (both male and female cones) was stimulated. However, for Eastern white pine, shoot length and male cone production were boosted by higher temperatures, while female cone production and branching rates were reduced. For this later species, polycyclism increased with higher temperatures from late summer of year $n - 1$ to autumn of year n , but declined with higher temperatures from the middle of spring to the middle of summer of year $n - 1$. For both pines, a hotter summer in year n increased needle length of year n . But Eastern white pine needle length was also strongly influenced by the temperature in spring $n - 1$ (positively), and in summer $n - 1$ and both winter and spring n (negatively). Surprisingly, black spruce needle length was negatively, but very weakly, related to temperatures of spring $n - 1$. Its interwhorl branching pattern was independent from climate.

For the three studied species in general, precipitation had less influence than temperature on architectural development and reproduction, with a few exceptions; ASL for the three species, and male flowering for Eastern white pine, were strongly favoured by higher precipitation. To a lesser extent, black spruce male flowering and Jack pine branching rate also benefited from a rainy summer n and autumn $n - 1$, respectively. Precipitation was negatively correlated with black spruce branching rate and had variable effects on Eastern white pine polycyclism.

Discussion

The strong weight of ontogeny and topology

Our results showed that the development of tree crown and reproduction were mainly controlled by ASL and by variables related to branch topology (branching order,

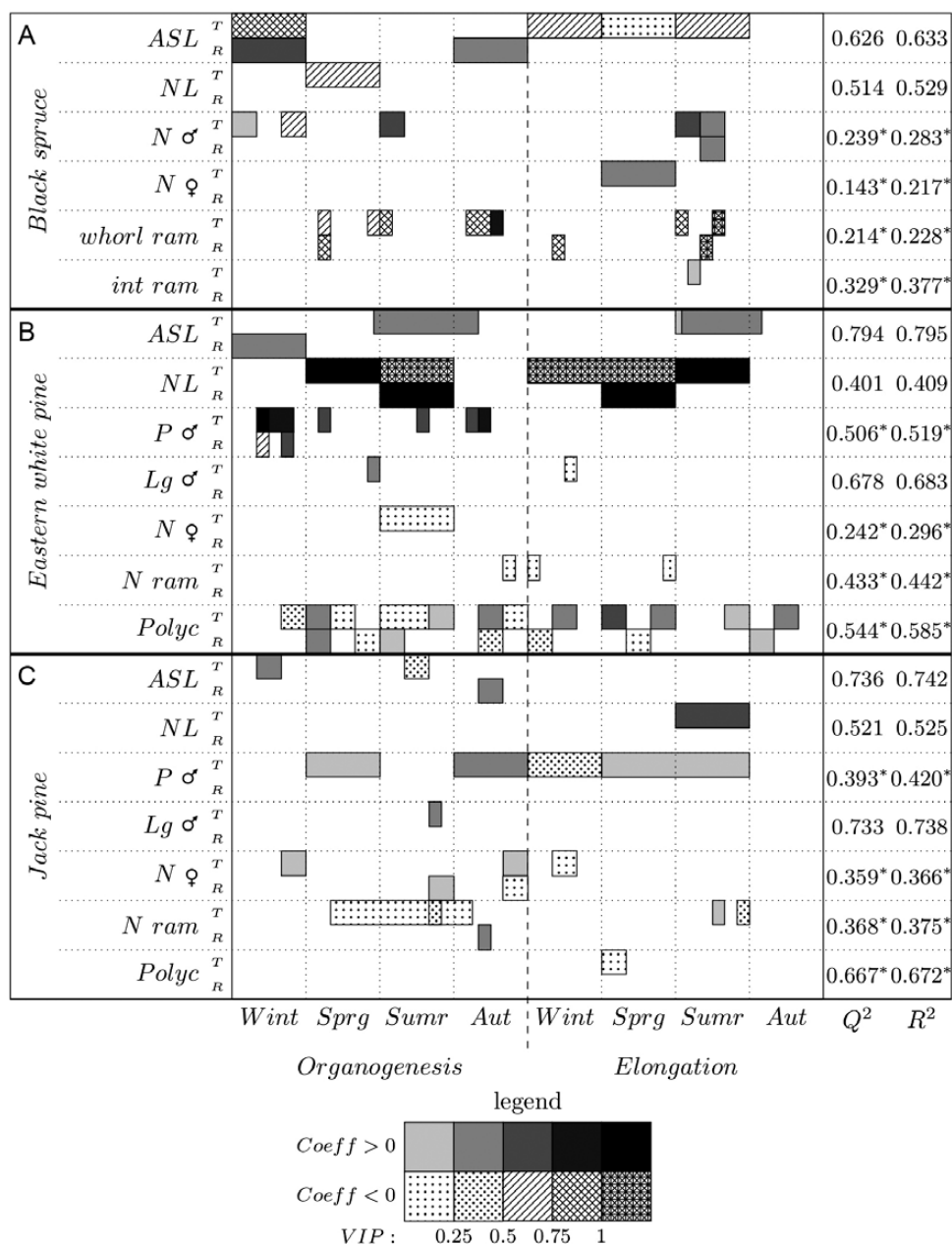


Figure 4. Climatic variables for each model, for black spruce (A), Eastern white pine (B) and Jack pine (C). Positive coefficients appear in grey scale, whereas negative ones appear with dots and hatchings. T stands for temperature, R for précipitation, Wint for winter (January–March), Sprg for spring (April–June), Sumr for summer (July–September) and Fall for October–December. The last columns on the right give the Q² and r² for each model.

relative vigour) and ontogeny (tree age, ontogenic shoot age, shoot length of year $n - 1$). The overall weight of climate interannual variability, when compared to these factors, was weaker and differed among the studied species. [Chaubert-Pereira et al. \(2009\)](#) already demonstrated changes in development patterns of trees with ontogenic phases, varying among species and individual trees within species, and modulating the growth response to climate.

Annual shoot length was the main driver of architectural development at the local scale. Axis vigour was consistently the strongest explanatory factor for architectural development in previous studies ([Girard et al. 2011, 2012](#)). For both pines and spruce, ASL was strongly correlated with branch position in the crown, thus with branch age, in accordance with [Colombo et al. \(2006\)](#). For young to adult conifers, ASL also decreased from the hierarchical order 1 (trunk) to the following

orders 2 and 3 (main branches and twigs, respectively) (Millet 2012; Vennetier et al. 2013). As a consequence, shoot length could be considered as an integrating trait for branch intrinsic vigour, position and hierarchy. Functionally, shoot length also reflects physiological age of apical meristems (Barthélémy and Caraglio 2007), which reinforces the necessity to (i) compute this trait in architectural modelling and (ii) consider it in the set of explanatory variables when studying other architectural traits (e.g. branching rates, needle length and number, polycyclism, reproduction). Accordingly, the strong weight of autocorrelation for most variables was related to multiple interacting effects controlling the mean ASL independently from shoot hierarchical level and position: (i) site mean fertility for all trees of a given site; (ii) inter-tree variations (genetics, specific position in the site, tree history); (iii) at the branch scale, mean vigour status and age; (iv) the dependence of each annual shoot on the general conditions during bud morphogenesis, occurring in year $n - 1$ (Hover et al. 2017); and (v) the ability of trees to build up reserves to be used later, if the climate is favourable in autumn $n - 1$ (Körner 2003).

Independently from branch vigour, architectural variables can vary due to branch position in the crown, as already shown on both conifers (Thabeet et al. 2009) and broad-leaved species (Normand et al. 2009). Consistently, individual branch label [see Supporting Information—Appendix 4] influenced several variables for the three studied species, although shoot length and branch vigour were included in the analyses. However, the comparison of VIPs between branches from high and low crown in our model outputs was an indirect measure of the influence of branch position: branch position in the crown should be used directly as an additional independent topological variable in future investigations (Girard et al. 2011, 2012).

Branch hierarchy had a significant influence on most architectural variables, for all studied species (Fig. 3). However, axis relative vigour (Fig. 5) had no influence on architectural variables and reproduction of black spruce and Jack pine. For these latter two species, branching order was a strong driver (Colombo and Templeton 2006) (Fig. 3), lessening the relative weight of shoot length in trait variations within each order. Axis relative vigour was, however, significant for branching, polycyclism and cone production in Eastern white pine. This is due to larger variations of these variables and of axis vigour within each branching order (high relative SD; Table 4). Such variability lessens the influence of branching order for this species (Fig. 3B) and proportionally increases the weight of axes relative vigour. In this study, we sampled only relatively young adult trees, for which the freshly established structure and axis hierarchy is stable. The

branching order should be considered with caution for older trees, for which loss of branch vitality with aging and branch mortality lead to their partial replacement by reiteration processes that break growth hierarchy between axes (Bégin and Filion 1999; Millet 2012). Although highly time-consuming, sampling orders 4 and higher would be useful for a more accurate description and modelling of the tree crown.

Climate variability impacts crown development

The lower VIP for climate variables compared to ontogenetic and topological variables does not suggest a low impact of climate on each branch, but instead a higher variability of architectural variables among sites, trees or branches than among years. This was the case, for example, for branching rates of most species, but also for ASL, which decreased sharply with both branch hierarchical order and age (from 2 to 5 times less from one order or age class to the other; Table 4). Comparatively, branching rate and ASL interannual variation along individual axes, due to climate, was limited to 20–50 % in this study. This response is consistent with previous studies (Girard et al. 2012; Feichtinger et al. 2015), and explains the low VIPs of climate variables in our results. Moreover, topological and ontogenetic variables (position in the crown, hierarchical order, age of the tree, age of the branch and its relative vigour in its order) are fixed from the birth of the branch or evolve slowly and then have a fixed and monotonous effect with no or very low interannual variability. Conversely, climate leads to frequent interannual variations and to cumulative and additive effects, through long-lasting consequences of either a reduced branching rate or series of short needles or reduced needle number (Feichtinger et al. 2015); Vennetier et al. (2013) showed that a branching deficit, limiting potential leaf number, or reduced leaf number and size following repeated climate stresses, hold back tree leaf area. Such a reduction in leaf area, and thus light interception, may limit plant growth potential and vegetation productivity (Monteith 1977). Climate-related biotic attacks on weakened trees (Marini et al. 2012) also lengthen the recovery period.

The negative role of high temperatures from spring to autumn observed in shoot growth and architectural development of black spruce and Jack pine, and particularly the strong effect of maximum temperatures, was consistent with previous studies. Black spruce shows a reduction in the tree ring-width during or following hot years (Dang and Lieffers 1989; Nicault et al. 2014; Housset et al. 2015; Walker et al. 2015). This species seems more vulnerable to warming, and to the high water vapour deficit induced by warming (Van Herk et al. 2011), than to short droughts at normal temperature

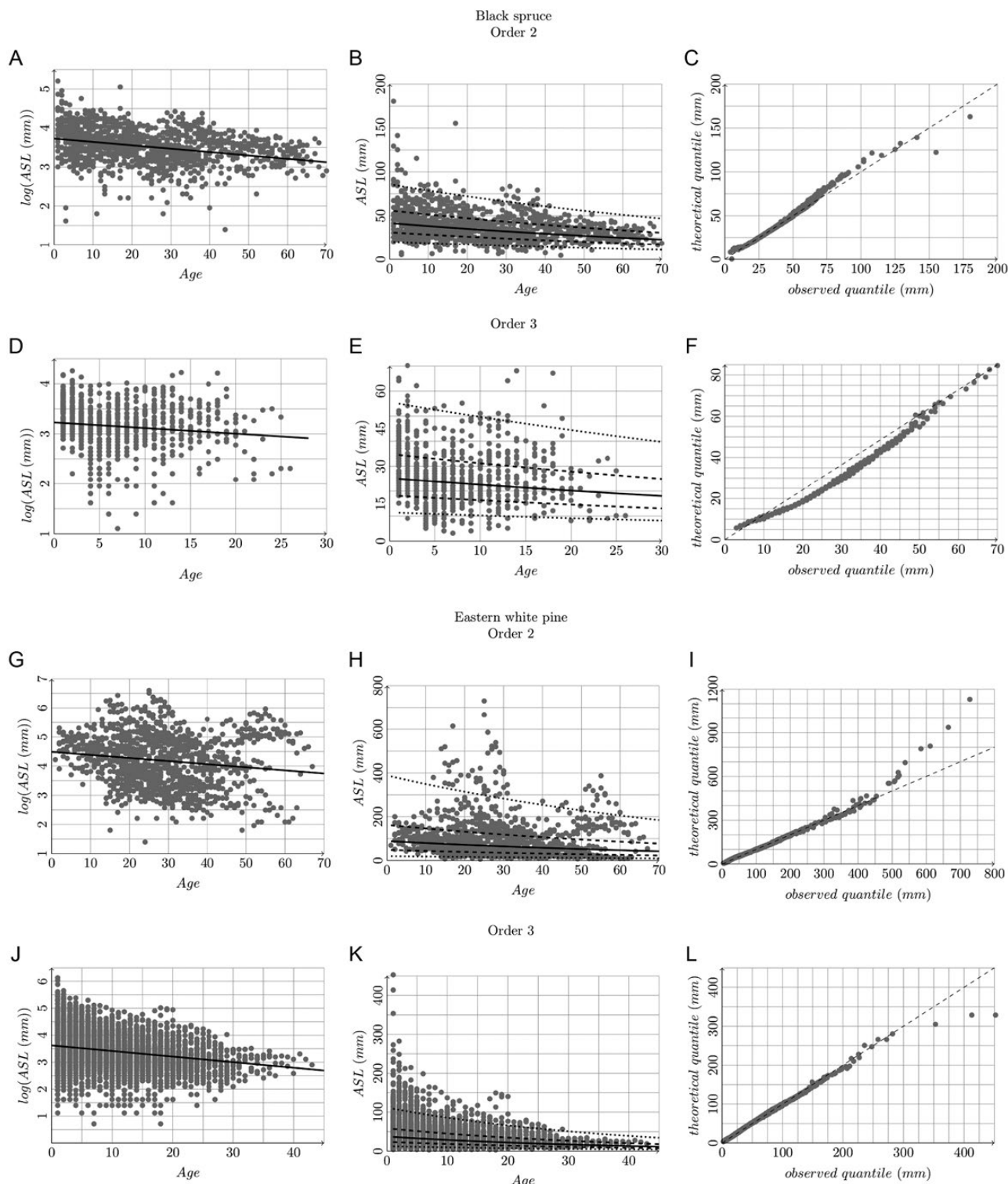


Figure 5. Relationship between log(ASL) or ASL and age, and related quantile–quantile plots, for order 2 and 3 branches of black spruce, Eastern white pine and Jack pine. For log(ASL), the line plots the linear model. On ASL distribution, the solid line plots the probability 0.5, the two dashed lines the probability 0.25 and 0.75, the two dotted lines the probability 0.05 and 0.95.

(Belien et al. 2012). This vulnerability is consistent throughout a large range of sites, including more fertile and cool sites (Walker and Johnstone 2014). Therefore,

a large part of the contemporary distribution of black spruce, particularly at its southern edge, is predicted to be lost or threatened by 2060 (Joyce and Rehfeldt 2017).

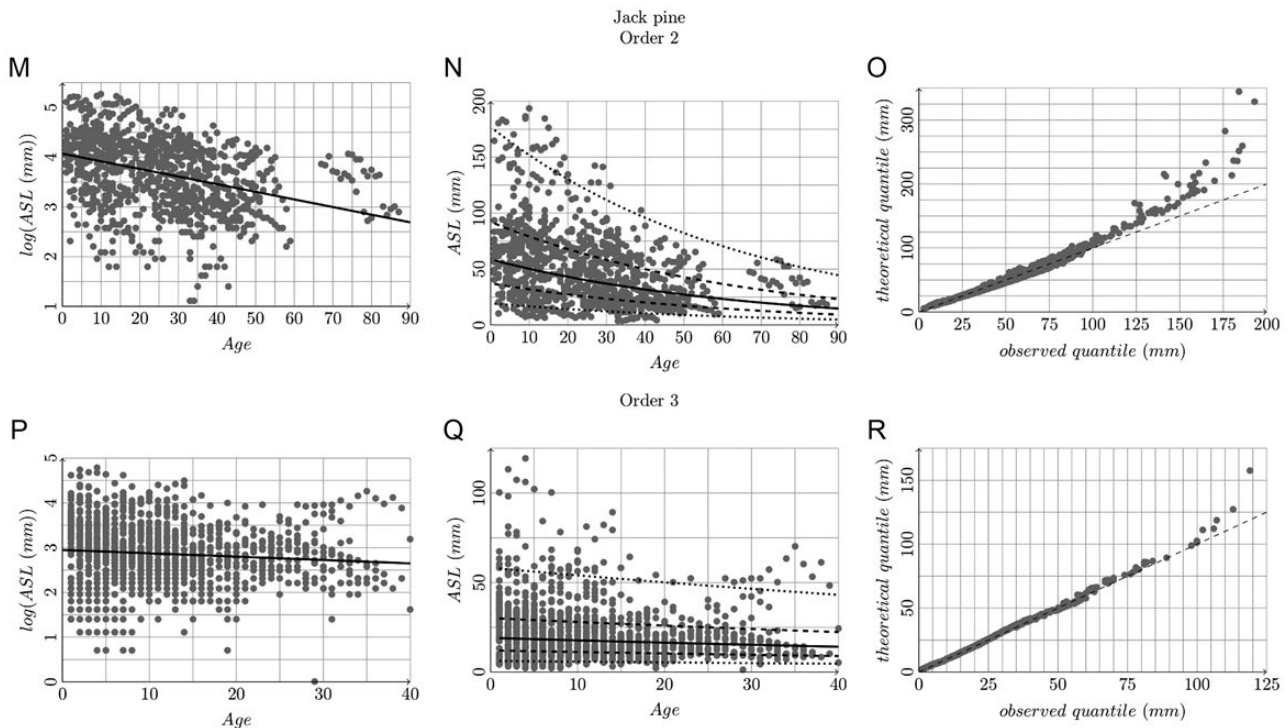


Figure 5. Continued.

In addition, its radial growth may decrease at low latitudes, south of 47°N (Huang et al. 2010). For Jack pine, Wang et al. (2012) forecast an increase of productivity for a hotter climate with high precipitation, but a reduction in the case of reduced precipitation within the same time frame. This leads to potential interactions between climate and site conditions. On the shallow xeric soils of our studied sites, higher temperature may lead to water shortage in summer, which could explain the detrimental influence of maximum temperature of the growing season (Figs 2 and 4). A positive effect could exist on deep soils with a good water-holding capacity. Girardin et al. (2016) confirm a recent intensification of the impacts of hydroclimatic variability on the radial growth of both Jack pine and black spruce; these impacts seem mainly driven by a negative sensitivity to previous summer temperature and a positive sensitivity to summer soil moisture of both previous and current years. Guillemette et al. (2017) show that the annual risk of mortality in northern hardwoods and mixed woods of Quebec is 3.6 times lower where annual temperature is low (2.3 % at 0.8 °C) than in a location where annual temperature is high (8.1 % at 4 °C).

In parallel, we observed a positive correlation of tree crown development with winter temperatures and with minimum temperature in summer or spring, for the three studied species. This trend could be related to: (i) the detrimental impact of deep frost in winter, which

can affect shoot terminal buds, and (ii) the need for sufficiently high minimum temperatures in the short growing season, but without extremes, in order to launch and sustain tree physiological activity. These thresholds of minimum temperatures are particularly critical in spring, for the activation of photosynthesis and respiration (Rayment and Jarvis 1999). They are also important in autumn to sustain root growth (De Barba et al. 2016), allow late polycyclism (Fig. 4B) and to build up carbohydrate reserves when photosynthesis remains active, while C sink demand for primary growth is limited (Körner 2003). Consistently and for the same reasons, very low temperatures in winter contribute to higher tree mortality rates during the following year in Europe, particularly in its northern regions (Neumann et al. 2017).

Unlike Jack pine and black spruce, Eastern white pine was not negatively affected by high temperatures. (Girardin et al. 2016) show that its radial growth is not influenced by temperature in any season and we reported that shoot length growth was even favoured by higher temperature in our sites (Fig. 4B). The positive correlation between polycyclism and high temperature of the current growing season, and the negative correlation between polycyclism and high temperatures of the past year (Fig. 4B), may not be contradictory but may rather show an interdependency. Indeed, two growth units can be prepared in the terminal bud of elongating shoots, as observed for other polycyclic species (Hover et al. 2017).

If temperatures are high enough during of a given growing season, the first of these units can develop as a second cycle for the current year, and only the second unit remains thus available at the beginning of the next growing season. If the first unit does not develop, two growth units are available for next year, increasing the probability of polycyclism, even without high temperatures. Moreover, as demonstrated by Buissart et al. (2015) through shoot pith diameter, organogenesis is competing for resources with primary growth during year $n - 1$. Therefore, climate conditions enabling a prolonged vigorous growth in the autumn of any given year may lead to fewer potential internodes prepared in the bud for the following year.

The three studied species followed the normal patterns of conifers for reproduction (Figs 3 and 4); male cones were more abundant or frequent in high branching orders (here mainly order 3) and on the weak axis (Caraglio et al. 2007; Thabeet et al. 2009; Ne'eman et al. 2011), while female cones were mainly limited to the trunk or main branches (order 2) and to the most vigorous axes. Consistently, high temperatures which weaken trees and limit shoot growth also reduced female cone numbers and increase investment in pollen production (Fig. 4). The lack of influence of autocorrelation with fructification, whatever the species, shows that despite the weight of branch position, vigour and hierarchy in reproduction patterns, interannual climate variability and the intrinsic irregularity of tree reproduction (Pearse et al. 2017) constrain cone production.

Compared to temperature, the rainfall variability had little influence on the shoot growth and architectural development of the three studied species. As only one drought was recorded in the last 15 years in the study areas, this lack of statistical responsiveness of tree development to precipitation patterns was not surprising. However, we observed evidence of the potential role of precipitation in a changing climate; higher precipitation in autumn $n - 1$ or winter (the periods and their length differ among species) improved shoot length of the three species and branching rate for Jack pine (Fig. 4). As most of the precipitation in late autumn and winter occurs as snow, it can be interpreted as (i) a protection of the soil against extreme frost, and (ii) a long-lasting water reserve released in spring which could be reduced in the future (Creed et al. 2015), inducing water stress for the growing season.

Globally, the response of the studied species to climate, and particularly the negative role of high temperature in the case of Jack pine and black spruce, confirmed that the theoretical improvement of tree growth and forest productivity with global change (lengthening of the growing season and elevated atmospheric CO₂) could be offset by many other factors such as genetics,

responsiveness to the photoperiod or vernalization processes. These important factors of tree plasticity and acclimation are set to optimize tree growth and survival with present and recent climate and site conditions (Clark et al. 2014; Creed et al. 2015). Any change that unbalances these relationships, and particularly any increase in drought stress, may put trees at risk (Choat et al. 2012), even if drought occurs for only a short period in summer, in cold-limited Canadian forests (Walker et al. 2015). However, Eastern white pine seems able to increase growth in response to slightly higher temperatures, provided that drought stress does not increase concurrently. Both Jack pine and black spruce bear semi-serotinous cones that constitute an aerial seed bank released under the heat of crown fires or after desiccation (Schooley et al. 1979; Pinard 1999). The increase in cone production with higher temperatures (Fig. 4A and C) may help these species to regenerate after episodes of forest dieback due directly to drought stress, or to a rise in wildfire frequency or biotic disturbances associated with such droughts. For Eastern white pine, the trend to limited cone production with higher temperatures in summer $n - 1$ (Fig. 4B) may be compensated by the opposite trend in shoot length growth and branch vigour that may improve in a slightly warmer climate, sustaining cones production. Due to the limited number of cones observed on studied Eastern white pine trees, this last result should be considered with prudence.

Conclusions

Endogenous factors (ontogeny and topology) appeared more important drivers of adult tree architectural development than climate variability (exogenous factor) at branch and twig level. A similar study is required for other ontogenic stages, especially young trees in the establishment phase, to better understand the behaviour and survival of tree species in a context of global climate change.

Most of the architectural and growth traits studied depended on both the previous year (organogenesis) and present growing season (organ growth). This suggests that extreme climate events have at least a 2-year-long impact on tree development, as most of the traits are interdependent. In fact, these events probably have far longer effects, as suggested by the significant weight of autocorrelation that may prolong the immediate consequences.

Although dominated by endogenous factors, the architectural development of tree crown as a whole was also clearly dependent on interannual climate variability for studied species (Fig. 4). But the detailed climate signals may have been partly hidden by the analyses which

pooled all branches. The responses to climate obtained were the strongest ones impacting consistently the whole crown (top to base, all hierarchical orders and all vigour classes), while architectural traits were highly dependent on topological factors. Additional analyses comparing and targeting separately branch position, hierarchy and vigour (Girard et al. 2011, 2012) are necessary for a more detailed assessment of tree architectural response to climate.

Another important step forward to accurately predict the leaf area from architectural analyses (and hence more accurately predict forest productivity and carbon storage) is to model the number of needles per annual shoot. Tree development also depends on needle and branch mortality; needle and branch life span are related to species development strategies, interacting with the effects of age, environmental conditions, competition and biotic interferences. These latter are prone to increase with climate change.

Sources of Funding

This work was supported by funds from the France-Quebec Council for University Cooperation (CFQCU, grant number 2014-FQ-174602), the National Research Institute for Science and Technology for Environment and Agriculture (Irstea) and the Provence-Alpes-Côte d'Azur region (50 % PhD grant).

Contributions by the Authors

Research design: M.V., F.G., S.D. and A.D.M. Field work and measures: F.B., M.V., F.G., S.D. and A.D.M. Statistical analyses: F.B. and M.V. Manuscript design, writing and proofing: M.V., F.B., F.G., S.D., A.D.M., Y.C., S.-A.S. and E.-A.N.

Conflict of Interest

None declared.

Acknowledgements

The authors are indebted to H. Davila of Université Laval for his help in measuring black spruce and Jack pine branch architecture and to R. Pouliot for his help in collecting branches of Eastern white pine.

Supporting Information

The following additional information is available in the online version of this article—

Appendix 1. Method to compute the branch relative vigour index.

Appendix 2. Climatic variables.

Appendix 3. Partial least square (PLS) analysis protocol.

Appendix 4. Parameters for all partial least square (PLS) models.

Literature Cited

- Barczi JF, Rey H, Caraglio Y, De Reffye P, Barthélémy D, Dong QX, Fourcaud T. 2008. AmapSim: a structural whole-plant simulator based on botanical knowledge and designed to host external functional models. *Annals of Botany* **101**:1125–1138.
- Barthélémy D, Caraglio Y. 2007. Plant architecture: a dynamic, multilevel and comprehensive approach to plant form, structure and ontogeny. *Annals of Botany* **99**:375–407.
- Barthelemy D, Edelin C, Hallé F. 1989. Some architectural aspects of tree ageing. *Annales des Sciences Forestières* **46**(Suppl):194s–198s.
- Bastien P, Vinzi VE, Tenenhaus M. 2005. PLS generalised linear regression. *Computational Statistics & Data Analysis* **48**:17–46.
- Bégin C, Filion L. 1999. Black spruce (*Picea mariana*) architecture. *Canadian Journal of Botany* **77**:664–672.
- Belien E, Rossi S, Morin H, Deslauriers A. 2012. Xylogenesis in black spruce subjected to rain exclusion in the field. *Canadian Journal of Forest Research* **42**:1306–1315.
- Boisclair J. 1990. *Parc des Grands-Jardins*. Québec, Canada: Le plan directeur, Ministère du loisir, de la chasse et de la pêche, Direction du plein air et des parcs.
- Buck-Sorlin G, Kniemeyer O, Kurth W. 2008. A model of poplar (*Populus* sp.) physiology and morphology based on relational growth grammars. In: Deutsch A., Parra RB, eds. *Mathematical modeling of biological systems, volume II, modeling and simulation in science, engineering and technology, modeling and simulation in science, engineering and technology*. Boston, MA: Birkhäuser.
- Buissart F, Caraglio Y, Borianne P, Guérout M, Le Bec J, Pailler F, Vennetier M, Zilliox C, Sabatier SA. 2015. Pith: a new criterion for monitoring the architecture in Mediterranean pines. *Trees - Structure and Function* **29**:1827–1836.
- Caraglio Y, Pimont F, Rigolot E. 2007. *Pinus halepensis* architectural analysis for fuel modelling. In Leone V, Loveglio R, eds. *Proceedings of the International Workshop MEDPINE. 3 - Conservation, Regeneration and Restoration of Mediterranean Pines and their Ecosystems*, 43–59. Montpellier, France: Centre International des Hautes Etudes Agronomiques Méditerranéennes Editions.
- Chaubert-Pereira F, Caraglio Y, Lavergne C, Guédon Y. 2009. Identifying ontogenetic, environmental and individual components of forest tree growth. *Annals of Botany* **104**:883–896.
- Choat B, Jansen S, Brodribb TJ, Cochard H, Delzon S, Bhaskar R, Bucci SJ, Feild TS, Gleason SM, Hacke UG. 2012. Global convergence in the vulnerability of forests to drought. *Nature* **491**:752.
- Chomicki G, Coiro M, Renner SS. 2017. Evolution and ecology of plant architecture: integrating insights from the fossil record, extant morphology, developmental genetics and phylogenies. *Annals of Botany* **120**:855–891.

- Chuine I, Beaubien EG. 2001. Phenology is a major determinant of tree species range. *Ecology Letters* **4**:500–510.
- Clark JS, Salk C, Melillo J, Mohan J. 2014. Tree phenology responses to winter chilling, spring warming, at north and south range limits. *Functional Ecology* **28**:1344–1355.
- Colombo SJ, Templeton CWG. 2006. Bud and crown architecture of white spruce and black spruce. *Trees - Structure and Function* **20**:633–641.
- Courbaud B, Goreaud F, Dreyfus P, Bonnet F. 2001. Evaluating thinning strategies using a tree distance dependent growth model: some examples based on the CAPSIS software “uneven-aged spruce forests” module. *Forest Ecology and Management* **145**:15–28.
- Creed I, Hwang T, Lutz B, Way D. 2015. Climate warming causes intensification of the hydrological cycle, resulting in changes to the vernal and autumnal windows in a northern temperate forest. *Hydrological Processes* **29**:3519–3534.
- Cruz MG, Alexander ME. 2012. Evaluating regression model estimates of canopy fuel stratum characteristics in four crown fire-prone fuel types in western North America. *International Journal of Wildland Fire* **21**:168–179.
- Dang Q, Lieffers V. 1989. Climate and annual ring growth of black spruce in some Alberta peatlands. *Canadian Journal of Botany* **67**:1885–1889.
- De Barba D, Rossi S, Deslauriers A, Morin H. 2016. Effects of soil warming and nitrogen foliar applications on bud burst of black spruce. *Trees - Structure and Function* **30**: 87–97.
- Dobbertin M. 2005. Tree growth as indicator of tree vitality and of tree reaction to environmental stress: a review. *European Journal of Forest Research* **124**:319–333.
- Environnement Canada. 2016. *Rapport de données mensuelles (2016)*. Gouvernement du Canada. <http://climat.meteo.gc.ca/> (2 August 2018).
- Eriksson L, Johansson E, Kettaneh-Wold N, Trygg J, Wikström C, Wold S. 2006. *Multi-and megavariate data analysis: method extensions and advanced applications*. Umea, Sweden: MKS Umetrics AB.
- Feichtinger LM, Eilmann B, Buchmann N, Rigling A. 2015. Trait-specific responses of scots pine to irrigation on a short vs long time scale. *Tree Physiology* **35**:160–171.
- Fournier R, Landry R, August N, Fedosejevs G, Gauthier R. 1996. Modelling light obstruction in three conifer forests using hemispherical photography and fine tree architecture. *Agricultural and Forest Meteorology* **82**:47–72.
- Gamache I, Payette S. 2004. Height growth response of tree line black spruce to recent climate warming across the forest-tundra of eastern Canada. *Journal of Ecology* **92**:835–845.
- Girard F, Vennetier M, Guibal F, Corona C, Ouarmim S, Herrero A. 2012. *Pinus halepensis* Mill. crown development and fruiting declined with repeated drought in Mediterranean France. *European Journal of Forest Research* **131**:919–931.
- Girard F, Vennetier M, Ouarmim S, Caraglio Y, Misson L. 2011. Polycyclism, a fundamental tree growth process, decline with recent climate change. The example of *Pinus halepensis* Mill. in Mediterranean France. *Trees - Structure and Function* **25**:311–322.
- Girardin MP, Bouriaud O, Hogg EH, Kurz W, Zimmermann NE, Metsaranta JM, De Jong R, Frank DC, Esper J, Büntgen U, Guo XJ, Bhatti J. 2016. No growth stimulation of Canada’s boreal forest under half-century of combined warming and CO₂ fertilization. *Proceedings of the National Academy of Sciences of the United States of America* **113**:E8406–E8414.
- Guay R. 2012. *WinDENDRO 2012: user’s guide*. Quebec, Canada: Regent Instruments.
- Guillemette F, Gauthier MM, Ouimet R. 2017. Partitioning risks of tree mortality by modes of death in managed and unmanaged northern hardwoods and mixed woods. *The Forestry Chronicle* **93**:246–258.
- Hallé F, Oldeman RAA, Tomlinson PB. 1978. *Tropical trees and forests: an architectural analysis*. New York: Springer-Verlag.
- Honer T. 1971. Crown shape in open-and forest-grown balsam fir and black spruce. *Canadian Journal of Forest Research* **1**:203–207.
- Housset JM, Girardin MP, Baconnet M, Carcaillet C, Bergeron Y. 2015. Unexpected warming-induced growth decline in *Thuja occidentalis* at its northern limits in North America. *Journal of Biogeography* **42**:1233–1245.
- Hover A, Buissart F, Caraglio Y, Heinz C, Pailler F, Ramel M, Vennetier M, Prévosto B, Sabatier S. 2017. Growth phenology in *Pinus halepensis* Mill.: apical shoot bud content and shoot elongation. *Annals of Forest Science* **74**:39.
- Huang J, Tardif JC, Bergeron Y, Denneker B, Berdinger F, Girardin MP. 2010. Radial growth response of four dominant boreal tree species to climate along a latitudinal gradient in the eastern Canadian boreal forest. *Global Change Biology* **16**:711–731.
- Innes J. 1998. An assessment of the use of crown structure for the determination of the health of beech (*Fagus sylvatica*). *Forestry* **71**:113–130.
- Johnsen KH, Seiler JR, Major JE. 1996. Growth, shoot phenology and physiology of diverse seed sources of black spruce: II. 23-year-old field trees. *Tree Physiology* **16**:375–380.
- Joyce DG, Rehfeldt GE. 2017. Management strategies for black spruce (*Picea mariana* (Mill.) BSP) in the face of climate change: climatic niche, clines, climatypes, and seed transfer. *Forestry* **90**:594–610.
- Kaplan DR. 2001. The science of plant morphology: definition, history, and role in modern biology. *American Journal of Botany* **88**:1711–1741.
- Körner C. 2003. Carbon limitation in trees. *Journal of Ecology* **91**:4–17.
- Kunstler G, Falster D, Coomes DA, Hui F, Kooyman RM, Laughlin DC, Poorter L, Vanderwel M, Vieilledent G, Wright SJ, Aiba M, Baraloto C, Caspersen J, Cornelissen JHC, Gourlet-Fleury S, Hanewinkel M, Herault B, Kattge J, Kurokawa H, Onoda Y, Peñuelas J, Poorter H, Uriarte M, Richardson S, Ruiz-Benito P, Sun IF, Stalh G, Swenson NG, Thompson J, Westerlund B, Wirth C, Zavala MA, Zeng H, Zimmerman JK, Zimmermann NE, Westoby M. 2016. Plant functional traits have globally consistent effects on competition. *Nature* **529**:204–207.
- Landry R, Fournier R, Ahern F, Lang R. 1997. Tree vectorization: a methodology to characterize fine tree architecture in support of remote sensing models. *Canadian Journal of Remote Sensing* **23**:91–107.
- Li J, Dang QL, Man R. 2015. Photoperiod and nitrogen supply limit the scope of northward migration and seed transfer of black spruce in a future climate associated with doubled atmospheric CO₂ concentration. *American Journal of Plant Sciences* **6**:189.

- Marini L, Ayres MP, Battisti A, Faccoli M. 2012. Climate affects severity and altitudinal distribution of outbreaks in an eruptive bark beetle. *Climatic Change* **115**:327–341.
- McFadden D. 1973. Conditional Logit Analysis of Qualitative Choice Be. In: Zarembka P, ed. *Frontiers in Econometrics*. New York: Academic Press, 105–142.
- Millet J. 2012. *L'architecture des arbres des régions tempérées*. Montréal, Canada: Éditions Multimondes.
- Monteith J. 1977. Climate and the efficiency of crop production in Britain. *Philosophical Transactions of the Royal Society of London. B-Biological Sciences* **281**:277–294.
- Ne'eman G, Goubitz S, Werger MJ, Shmida A. 2011. Relationships between tree size, crown shape, gender segregation and sex allocation in *Pinus halepensis*, a Mediterranean pine tree. *Annals of Botany* **108**:197–206.
- Neumann M, Mues V, Moreno A, Hasenauer H, Seidl R. 2017. Climate variability drives recent tree mortality in Europe. *Global Change Biology* **23**:4788–4797.
- Nicault A, Boucher E, Tapsoba D, Arseneault D, Berninger F, Bégin C, Desgranges J, Guiot J, Marion J, Wicha S. 2014. Spatial analysis of black spruce (*Picea mariana* (Mill.) BSP) radial growth response to climate in northern Québec-Labrador Peninsula, Canada. *Canadian Journal of Forest Research* **45**:343–352.
- Normand F, Bello AKP, Trottier C, Lauri PÉ. 2009. Is axis position within tree architecture a determinant of axis morphology, branching, flowering and fruiting? An essay in mango. *Annals of Botany* **103**:1325–1336.
- Pardos M, Climent J, Gil L, Pardos JA. 2003. Shoot growth components and flowering phenology in grafted *Pinus halepensis* Mill. *Trees - Structure and Function* **17**:442–450.
- Payette S, Fillion L. 2010. *La dendroécologie: principes, méthodes et applications*. Québec, Canada: Presses de l'Université Laval.
- Pearse IS, Lamontagne JM, Koenig WD. 2017. Inter-annual variation in seed production has increased over time (1900–2014). *Proceedings of the Royal Society B: Biological Sciences* **284**:1868.
- Peyhardi J, Caraglio Y, Costes E, Lauri PE, Trottier C, Guédon Y. 2017. Integrative models for joint analysis of shoot growth and branching patterns. *New Phytologist* **4**:1291–1304.
- Pinard C. 1999. *Influence de l'intervalle de feu sur la régénération après feu du pin gris (Pinus banksiana Lamb.) et de l'épinette noire (Picea mariana (Mill.) BSP.) dans le nord de la forêt boréale*. MSc Thesis, Université du Québec à Rimouski, Rimouski, Québec, Canada.
- Plasse C, Payette S. 2015. Frost hollows of the boreal forest: a spatiotemporal perspective. *Journal of Ecology* **103**:669–678.
- Poethig RS. 1990. Phase change and the regulation of shoot morphogenesis in plants. *Science* **250**:923–930.
- Rayment M, Jarvis P. 1999. Seasonal gas exchange of black spruce using an automatic branch bag system. *Canadian Journal of Forest Research* **29**:1528–1538.
- R Core Team. 2014. *R: a language and environment for statistical computing*. Vienna, Austria: R Foundation for Statistical Computing.
- Rizzo B, Wiken E. 1992. Assessing the sensitivity of Canada's ecosystems to climatic change. *Climatic Change* **21**:37–55.
- Sabatier S, Baradat P, Barthélémy D. 2003. Intra- and interspecific variations of polycyclism in young trees of *Cedrus atlantica* (Endl.) Manetti ex. Carriere and *Cedrus libani* A. Rich (Pinaceae). *Annals of Forest Science* **60**:19–29.
- Sabatier SA, Caraglio Y, Drénou C. 2014. L'architecture des arbres au service des forestiers. *Forêt Entreprise* **217**:42–45.
- Schooley H, Hall J, Burry W. 1979. Quantity of viable seed retained in old black spruce cones. *Canadian Forestry Service, Bi-monthly Research Notes* **35**:32.
- Taugourdeau O, Dauzat J, Griffon S, Sabatier S, Caraglio Y, Barthélémy D. 2012. Retrospective analysis of tree architecture in silver fir (*Abies alba* Mill.): ontogenetic trends and responses to environmental variability. *Annals of Forest Science* **69**:713–721.
- Tenenhaus M. 1998. *La régression PLS. Théorie et pratiques*. Paris, France: Editions Technip.
- Thabeet A, Vennetier M, Gadbin-Henry C, Denelle N, Roux M, Caraglio Y, Vila B. 2009. Response of *Pinus sylvestris* L. to recent climate change in the French Mediterranean region. *Trees - Structure and Function* **28**:843–853.
- Van Herk IG, Gower ST, Bronson DR, Tanner MS. 2011. Effects of climate warming on canopy water dynamics of a boreal black spruce plantation. *Canadian Journal of Forest Research* **41**:217–227.
- Vennetier M, Girard F, Taugourdeau O, Cailleret M, Caraglio Y, Sabatier SA, Ouarmim S, Didier C, Thabeet A. 2013. Climate change impact on tree architectural development and leaf area. In: Singh BR, ed. *Climate change: realities, impacts over ice cap, sea level and risks*. Rijeka, Croatia: InTech, 103–126.
- Walker X, Johnstone JF. 2014. Widespread negative correlations between black spruce growth and temperature across topographic moisture gradients in the boreal forest. *Environmental Research Letters* **9**:064016.
- Walker XJ, Mack MC, Johnstone JF. 2015. Stable carbon isotope analysis reveals widespread drought stress in boreal black spruce forests. *Global Change Biology* **21**:3102–3113.
- Wang W, Peng C, Kneeshaw DD, Larocque GR, Song X, Zhou X. 2012. Quantifying the effects of climate change and harvesting on carbon dynamics of boreal aspen and jack pine forests using the TRIPLEX-Management model. *Forest Ecology and Management* **281**:152–162.