



HAL
open science

Electro-oxidation of organic pollutants by reactive electrochemical membranes

Clément Trelu, Brian Chaplin, Clémence Coetsier, Roseline Esmilaire, Sophie Annick Cerneaux, Christel Causserand, Marc Cretin

► **To cite this version:**

Clément Trelu, Brian Chaplin, Clémence Coetsier, Roseline Esmilaire, Sophie Annick Cerneaux, et al.. Electro-oxidation of organic pollutants by reactive electrochemical membranes. *Chemosphere*, 2018, 208, pp.159-175. 10.1016/j.chemosphere.2018.05.026 . hal-01871937

HAL Id: hal-01871937

<https://hal.umontpellier.fr/hal-01871937>

Submitted on 4 Dec 2018

HAL is a multi-disciplinary open access archive for the deposit and dissemination of scientific research documents, whether they are published or not. The documents may come from teaching and research institutions in France or abroad, or from public or private research centers.

L'archive ouverte pluridisciplinaire **HAL**, est destinée au dépôt et à la diffusion de documents scientifiques de niveau recherche, publiés ou non, émanant des établissements d'enseignement et de recherche français ou étrangers, des laboratoires publics ou privés.



Open Archive Toulouse Archive Ouverte

OATAO is an open access repository that collects the work of Toulouse researchers and makes it freely available over the web where possible

This is an author's version published in: <http://oatao.univ-toulouse.fr/21071>

Official URL: <https://doi.org/10.1016/j.chemosphere.2018.05.026>

To cite this version:

Trellu, Clément^{ORCID} and Chaplin, Brian P. and Coetsier, Clémence^{ORCID} and Esmilaire, Roseline and Cerneaux, Sophie and Causserand, Christel^{ORCID} and Cretin, Marc *Electro-oxidation of organic pollutants by reactive electrochemical membranes*. (2018) *Chemosphere*, 208. 159-175. ISSN 0045-6535

Any correspondence concerning this service should be sent to the repository administrator: tech-oatao@listes-diff.inp-toulouse.fr

Electro-oxidation of organic pollutants by reactive electrochemical membranes

Clément Trelu ^{a, c, *}, Brian P. Chaplin ^b, Clémence Coetsier ^c, Roseline Esmilaire ^a,
Sophie Cerneaux ^a, Christel Causserand ^c, Marc Cretin ^a

^a Institut Européen des Membranes, IEM - UMR 5635, ENSCM, CNRS, Univ Montpellier, Montpellier, France

^b Department of Chemical Engineering, University of Illinois at Chicago, 810 S. Clinton Street, Chicago, IL 60607, USA

^c Laboratoire de Génie Chimique, Université de Toulouse, CNRS, INPT, UPS, Toulouse, France

H I G H L I G H T S

- Recent advances on reactive electrochemical membranes (REMs) are reviewed.
- Carbon nanotubes and TiO_x materials have been the most widely studied materials.
- REMs have high electroactive surface area.
- Flow through REMs allow for convection enhanced mass transport of pollutants.
- Scientific challenges and perspectives on the development of REMs are highlighted.

A R T I C L E I N F O

A B S T R A C T

Electro oxidation processes are promising options for the removal of organic pollutants from water. The major appeal of these technologies is the possibility to avoid the addition of chemical reagents. However, a major limitation is associated with slow mass transfer that reduces the efficiency and hinders the potential for large scale application of these technologies. Therefore, improving the reactor configuration is currently one of the most important areas for research and development. The recent development of a reactive electrochemical membrane (REM) as a flow through electrode has proven to be a breakthrough innovation, leading to both high electrochemically active surface area and convection enhanced mass transport of pollutants. This review summarizes the current state of the art on REMs for the electro oxidation of organic compounds by anodic oxidation. Specific focuses on the electroactive surface area, mass transport, reactivity, fouling and stability of REMs are included. Recent advances in the development of sub stoichiometric titanium oxide REMs as anodes have been made. These electrodes possess high electrical conductivity, reactivity (generation of [•]OH), chemical/electrochemical stability, and suitable pore structure that allows for efficient mass transport. Further development of REMs strongly relies on the development of materials with suitable physico chemical characteristics that produce electrodes with efficient mass transport properties, high electroactive surface area, high reactivity and long term stability.

1. Introduction


The management of both quantity and quality of water resources is a major environmental, health and societal concern for

both developed and developing countries. For example, the European Union has raised concerns on the increasing concentrations of organic micropollutants in water bodies and imposed regulations on the discharge of organic pollutants. Most recently, the Priority Substances Directive 2013/39/EU amended the Water Framework Directive (2006/60/EC) and Directive 2008/105/EC on Environmental Quality Standards. As another example, the United States Environmental Protection Agency placed several trace contaminants on a "Contaminant Candidate List", for which information on

occurrence and health effects must be monitored. Efficient water management is also becoming an important economic concern for industrial activities, and as a result water reuse is being implemented by several industrial sectors. To meet the challenges of water quality and quantity, the development of compact, robust and cost effective technologies for the treatment of domestic and industrial effluents containing recalcitrant organic compounds is needed (Joss et al., 2008).

Biological processes are widely used in conventional waste water treatment systems because of their high cost effectiveness for the removal of biodegradable organic matter, nitrogen and phosphorus. However, an additional barrier using advanced water treatment technologies is required for removing non biodegradable organic pollutants from water. Ozone or UV based oxidation processes and activated carbon are the most commonly used methods for upgrading wastewater treatment plants (Joss et al., 2008). However, some organic compounds are still recalcitrant to oxidation by ozone or UV based processes and incomplete mineralization of molecules can lead to the formation of even more toxic by products. Besides, activated carbon is only a separation process, which requires subsequent waste disposal. Membrane processes have also been developed in order to create a physical barrier for the separation of suspended particles (microfiltration); bacteria, viruses, and some dissolved species (ultrafiltration and nanofiltration); or almost all dissolved species (reverse osmosis). Microfiltration and ultrafiltration processes are not able to reach sufficient removal rates of dissolved organic pollutants, and nanofiltration and reverse osmosis greatly increase operating costs, due to the high transmembrane pressures required, fouling issues, and management of the membrane concentrate (Luo et al., 2014).

The development of electrochemical processes is currently a major topic of interest in the scientific community because they are showing promise as a next generation technologies for the removal of organic compounds from water (Chaplin, 2014; Sirés et al., 2014; Martínez Huitle et al., 2015; Radjenovic and Sedlak, 2015). They have several technical benefits such as the absence of storage and handling of chemicals, an easily automated operation, as well as a compact and modular reactor design making them attractive for decentralized water and wastewater treatment systems. Anodic oxidation (AO), which is categorized as an electrochemical advanced oxidation process (EAOP), has been shown to be highly effective for the treatment of aqueous organic waste streams. The AO process is based on the removal of contaminants by a combination of direct electron transfer from the contaminant (R) to the anode (Eq. (1)) and the production of large quantities of hydroxyl radicals ($\bullet\text{OH}$) from water discharge at the surface of an anode material (M) with high O_2 overpotential (Eq. (2)), such as boron doped diamond (Panizza and Cerisola, 2009). The $\bullet\text{OH}$ is both a very strong oxidant (the thermodynamic potential of $\bullet\text{OH}$ formation is $E^\circ = 2.38 \text{ V}$ vs. standard hydrogen electrode (SHE)) and highly reactive species allowing the degradation of a wide range of bio refractory organic compounds (Eq. (3)) (Buxton et al., 1988; Kapařka et al., 2009). Many examples of total mineralization of various organic pollutants and complex effluents have been reported in the scientific literature and comparative studies often indicated that higher mineralization of organic compounds was achieved with AO compared to other advanced oxidation processes (Comminellis and Nerini, 1995; Rodrigo et al., 2001; Canizares et al., 2003; Brillas et al., 2005, 2007; Ozcan et al., 2008; Panizza and Cerisola, 2009; Fernandes et al., 2012; Oturan et al., 2012; Chaplin, 2014; Brillas and Martínez Huitle, 2015; Trellu et al., 2016a, 2016b).



However, several scientific challenges still need to be overcome in order to promote the application of AO for water treatment. The $\bullet\text{OH}$ are produced at an anode surface, and due to their short life time they are only present in a thin layer ($<1 \mu\text{m}$) close to the anode surface (Kapařka et al., 2008, 2009; Donaghue and Chaplin, 2013). Therefore, reactions occur at or near the electrode surface, and at currents at or above the limiting current, electrolysis is limited by mass transport of pollutants from the bulk to the electrode surface. In addition, side reactions such as the oxygen evolution reaction (OER) strongly decrease the current efficiency for target compound oxidation (Panizza et al., 2001; Panizza and Cerisola, 2009; Chaplin, 2014). Currently, most of the electrodes used in AO are conventional plate anodes implemented in parallel plate reactors, for which mass transport is strongly limited by diffusion through a thick ($\sim 10\text{--}100 \mu\text{m}$) stagnant boundary layer (Liu and Vecitis, 2012; Zaky and Chaplin, 2013). The possibility to reach high current efficiency depends mainly on the implementation of a pre concentration step of organic pollutants by adsorption or filtration processes (Ganiyu et al., 2015). It has been shown that the most promising way to avoid diffusion/mass transfer limitations and to increase the electroactive surface area is using porous electrodes in flow through configurations (Vecitis et al., 2011; Liu and Vecitis, 2012; Zaky and Chaplin, 2013; Guo et al., 2016b). Recent results obtained during the last five years demonstrated that reactive electrochemical membranes (REMs) are a breakthrough technology for electro oxidation of organic pollutants during water treatment. Thus, REMs are becoming a major area of interest in the field of both material science and electrochemical engineering.

Although several review articles thoroughly detailed electro oxidation processes (Brillas et al., 2009; Panizza and Cerisola, 2009; Chaplin, 2014; Sirés et al., 2014; Vasudevan and Oturan, 2014; Brillas and Martínez Huitle, 2015; Martínez Huitle et al., 2015; Radjenovic and Sedlak, 2015), a summary of recent advancements related to REMs are needed. The objective of this work is to provide a state of the art on the electro oxidation of organic compounds by REMs as well as to highlight the future perspectives of this technology. The emphasis given to electro oxidation mechanisms complements the review by Ronen et al. (2016) on electro conductive and electro responsive membranes. Thus, the main focuses are to review literature related to: (i) the synthesis and characterization of REMs, (ii) the electroactive surface area of REMs (iii), the mass transport of organic pollutants in REM reactors, (iv) the charge transfer and oxidation mechanisms (direct electron transfer, mediated oxidation) using REM materials, and (v) the main issues affecting lifetime of REMs (fouling and corrosion). Finally, main conclusions and perspectives are drawn in order to establish the potential of REMs for the removal of organic pollutants from water.

2. Materials used as REMs

Enhancing the implementation of REMs for water treatment requires the improvement of membrane design, by a fine control of their porous structure and pore size, while maintaining high electrical conductivity, mechanical resistance, and efficient mass transport. Indeed, the morphological and physico chemical

properties of membrane materials directly affect their electrochemical activity. In this section, the synthesis and properties of carbon and semi conducting oxide based materials are described. The characteristics of the most utilized REMs have been highlighted in [Tables 1 and 2](#), and their suitability for electro oxidation is discussed in the subsequent sections.

2.1. Carbon based REMs

Many studies utilized conductive carbon materials for the synthesis of REMs, such as graphene (2D base unit), multi wall carbon nanotubes (MWCNTs) (1D structure) and graphite (3D structure). These materials are characterized by a sp^2 hybridization, allowing the delocalization of π π electrons in the structures and thus they possess a high theoretical conductivity ([Iijima, 1991](#); [Iijima and Ichihashi, 1993](#); [Novoselov et al., 2004](#); [Castro Neto et al., 2009](#)). REMs prepared from graphene and MWCNTs mainly suffer from poor connectivity due to weak van der Waals interactions that limit their electron conductivity ([Gao et al., 2014](#); [Liu et al., 2014](#)). However, these materials are effective at coupling adsorption and electro oxidation, due to their high specific surface area ([Peigney et al., 2001](#)).

[Yang et al. \(2009\)](#) evaluated MWCNTs packed between two pieces of activated carbon felts that formed a porous cathode anode cell, that was utilized as a seepage MWCNT electrode reactor. [Vecitis et al. \(2011\)](#) proposed another original design of an electrochemical filter using CNTs ([Fig. 1 a](#)), which had improved electrochemical and filtration characteristics. In this design, a CNT layer ([Fig. 1 b](#)) was deposited by vacuum filtration on a polytetrafluoroethylene (PTFE) filter support (pore diameter of 5 μm) without using a binder ([Fig. 1 c and 1 d](#)).

However, CNT based REMs can be leached into solution during the filtration process ([Gao et al., 2014](#)), which is a major issue for water treatment applications because of the cytotoxicity of CNTs ([Shvedova et al., 2003](#)). Therefore, researchers also prepared composite CNT materials using polymers binders such as polyvinylidene fluoride (PVDF) ([Gao et al., 2014](#)) and polyaniline (PANI) ([Wang et al., 1987](#); [Duan et al., 2016](#)), which prevented the CNT release and increased the REM stability and electron conductivity. A similar strategy was utilized with carbon nanofibers (CNFs), which were dispersed in a polyethersulfone (PES) matrix and deposited on an ultrafiltration polymer support ([Li et al., 2017](#)).

In summary, CNTs appear to be the most promising carbon materials to fabricate REMs due to their small pores size, high porosity, high specific surface area, and their tunable properties by incorporation of binders (polymer, conductive polymer, and graphene). Subsequent research should focus on nanostructuring of CNT filters, for example with lithographic technics to synthesize uniform and vertically aligned CNTs ([Prasek et al., 2011](#)).

2.2. Ceramic membranes

A review of the literature suggests that oxides are very promising materials for the fabrication of REMs. In contrast to CNT and graphene REMs, ceramic processing allows the large scale fabrication of REMs with various shapes, fine control of the pore size and effective grain boundaries during the sintering step. Recent works were focused on developing porous and electrocatalytic membranes based on carbon or Ti membranes modified with semi conductive materials such as TiO_2 or RuO_2 . Sub stoichiometric Ti oxides (TiO_x or $\text{Ti}_n\text{O}_{2n-1}$ ($4 \leq n \leq 10$)), also known as Magnéli phases, represent the most promising oxides for REM fabrication. These oxides, which were first synthesized and characterized in the 1950s ([Andersson et al., 1957](#)), have an oxygen evolution potential (OEP) and $\bullet\text{OH}$ production rate that is comparable to BDD electrodes

([Bejan et al., 2009](#)). Common stoichiometric TiO_2 phases (rutile, anatase, and brookite) present an n type doping at ambient conditions, due to intrinsic defects related to oxygen vacancies (V_O) and interstitial titanium atoms (Ti_i). In the case of Magnéli phases, the conductivity arises from a restructuring of the crystal lattice to eliminate the oxygen vacancies, which results in the formation of shear planes due to rutile TiO_2 and corundum Ti_2O_3 stacking ([Padilha et al., 2016](#)). Among the different Magnéli phases, researchers mainly focused their attention on Ti_4O_7 , due to its high electrical conductivity ($\approx 1000 \text{ S cm}^{-1}$) ([Smith et al., 1998](#)). Moreover, Ti_4O_7 is insoluble in strong acids and bases and more stable than carbon under anodic polarization ([Pollock et al., 1984](#)). However, the conductivity of Magnéli materials can also be affected by the porosity of the material, due to contact resistance ([Hayfield, 2001](#); [Ye et al., 2015](#); [Guo et al., 2016a](#)). The general route to fabricate porous monolithic Ti_4O_7 REMs consists of the processing and sintering of a TiO_2 porous material (tube, plate, rod, and pellet) followed by a second thermal treatment under a reductive atmosphere (e.g., H_2) (Eq. (4)).



In general, the micro structure of the produced materials depends mainly on the choice of thermal treatment temperature and duration, as well as on the mass and density of the TiO_2 precursor structure ([Table 1](#)) ([Hayfield, 2001](#); [Guo et al., 2016b](#); [You et al., 2016](#)). For example, Ti_4O_7 ultrafiltration membranes were synthesized by reduction of commercial TiO_2 ultrafiltration membranes at 1050 $^\circ\text{C}$ for 50 h under H_2 ([Guo et al., 2016b](#)). As another example, a UF layer composed of Ti_4O_7 and Ti_6O_{11} was obtained by dip coating of a TiO_2 layer on the inner surface of a tubular Al_2O_3 membrane, followed by a reduction step under 30% H_2 in Ar at 1025 $^\circ\text{C}$ for 7 h ([Geng and Chen, 2016](#)). A REM was also previously fabricated from a commercially available Ebonex[®] electrode. These macroporous ceramic Magnéli phases were prepared from the reduction of a TiO_2 tube under H_2 to yield a bimodal porous structure ([Table 1](#)), which contains a mixture of Ti_4O_7 , Ti_5O_9 and Ti_6O_{11} as secondary phases ([Hayfield, 2001](#)). The control of the stoichiometry of Magnéli phases according to the choice of precursors and thermal treatment is an interesting challenge for material science. Other chemical reducing agents may be used instead of H_2 in order to prepare Magnéli materials, such as Ti ([Lu et al., 2012](#)), NH_3 ([Tang et al., 2012](#)), Zr ([Kitada et al., 2012](#)), and carbon ([Zhu et al., 2013](#); [Trellu et al., 2018](#)). Recently, the carbothermal reduction of TiO_2 proved its efficiency in the synthesis of a macroporous REM composed mainly of conductive Ti_5O_9 and Ti_4O_7 phases ([Trellu et al., 2018](#)).

Porous Ti_4O_7 monoliths might overcome many of the carbon materials drawbacks, since Ti_4O_7 can achieve good interconnection of grains (sintering process), a high stability under anodic polarization, and the generation of hydroxyl radicals by the oxidation of water.

3. Electroactive surface area of REMs

The reaction of substrates with $\bullet\text{OH}$ are often in the diffusion limited range with second order rate constants commonly ranging from 10^9 to $10^{10} \text{ M}^{-1} \text{ s}^{-1}$ ([Buxton et al., 1988](#)). Experimental and modeling studies have also shown that due to the high reactivity of $\bullet\text{OH}$, they exist in only a narrow reaction zone adjacent to the electrode surface ($<1.0 \mu\text{m}$) ([Kapařka et al., 2009](#); [Mascia et al., 2007](#); [Donaghue and Chaplin, 2013](#)). As a result of these very fast kinetic processes, the use of 2D electrodes, and small reaction zone volumes, the operation of electrochemical water treatment technologies become mass transport limited at relatively low applied current densities (e.g., $<5 \text{ mA cm}^{-2}$) ([Canizares et al., 2006](#);

Table 1

Recapitulative table of material characteristics of REMs used for electro-oxidation of organic pollutants.

Anode (working electrode)	Pore size (nm)	Porosity (%)	Specific surface area (m ² g ⁻¹)	Total specific surface area (m ²) (directly from reference or calculated)	Geometric surface area (m ²)	Shape	Permeability (L h ⁻¹ m ⁻² bar ⁻¹)	Conductivity (S.cm ⁻¹)	Reference
Porous graphite carbon					0.0145	Tube			Korbahti and Tanyolac (2003) Yang et al. (2009)
CNT/activated carbon felt (ACF)	60 - 100 for CNT (<2 for ACF)		40 - 70 for CNT	20 - 35 for CNT	0.0028	MWCNT on flat ACF electrodes			
CNT/PTFE filter	115 ± 47 (CNT)	85	88.5	1.05	0.0007	Flat		102	Vecitis et al. (2011)
CNT, Sb-doped SnO ₂ -coated CNT, surface-treated CNT /PTFE filters	110 ± 10 (CNT) 136 ± 60 (after SnO ₂ /Sb coating)	85	88.5 for CNT	1.4 for CNT	0.0007	Flat		102 (CNT)	Gao and Vecitis (2011)
CNT, SnO ₂ -coated CNT, Sb-doped SnO ₂ -coated CNT, Bi-doped SnO ₂ -coated /PTFE filters	110 ± 10 (CNT)	85	88.5 for CNT	1.4 for CNT	0.0007	Flat		102, 0.01 1, 1-200,	Liu et al. (2013)
CNT/PTFE filter	104 ± 39 (CNT)	85	88.5	1.4	0.0007	Flat		102	Gao and Vecitis (2012b)
CNT, B-doped CNT, N-doped CNT /PTFE filters	104 ± 39 (CNT), 112 ± 46 (B-CNT), 99 ± 42 (N-CNT),	85	88.5 for CNT	1.4 for CNT	0.0007	Flat			Gao and Vecitis (2012a)
CNT/PTFE filter	104 ± 39 (CNT)	85	88.5	1.4	0.0007	Flat			Liu and Vecitis (2012)
CNT/PTFE filter	104 ± 39 (CNT)	85	88.5	1.4	0.0007	Flat		102	Schnoor and Vecitis (2013)
CNT/PTFE filter	104 ± 39 (CNT)	85	88.5	1.4	0.0007	Flat		102	Gao and Vecitis (2013)
Graphene nanoplatelet (GNP): CNT coated GNP/PTFE filter		Inferior to CNT filter (<85)	420 (30%wt CNT)	≈ 6.7 (30%wt CNT)	0.0007	Flat	2116 (pure GNP)	Low conductivity compared to isolated GNP	Liu et al. (2014)
CNT/PTFE filter combined with CNT-PVDF membrane		86 for pure CNT and 81 for CNT/PVDF		1	0.0007	Flat	510 for CNT and 180 for CNT/PVDF filter	9.5.10 ⁻⁷ - 3.7.10 ⁻⁵	Gao et al. (2014)
CNT treated CNT /PTFE filter	104 ± 39 (CNT)	85	120.7 (CNT electro-oxidized), 88.5 (CNT)	1.9 (CNT electro-oxidized)	0.0007	Flat			Gao et al. (2015a,b)
CNT/PTFE filter	110 ± 10 (CNT)	85	88.5	1.4	0.0007	Flat		102	Liu et al. (2015)
Carbon aerogel (CA), SnO ₂ -coated carbon aerogel, Sb-doped SnO ₂ -coated carbon aerogel	227 (CA)	97 (CA)	666 (CA)	138	0.0002	Flat			Liu et al. (2016a,b)
CNT, carboxylated CNT /PTFE filters	Inner diameter of 3 5 nm		125 (CNT), 133 (carboxylated CNT)		0.0007	Flat		>100 (reported by the manufacturer)	Bakr and Rahaman (2016)
CNT, B-doped CNT /PTFE filters	Inner diameter of 3 5 nm		166 (CNT) 60 (B-doped CNT)		0.0007	Flat		>100 (reported by the manufacturer)	Bakr and Rahaman (2017)
Polyaniline (PANI) coated CNT, PVA coated CNT	PANI/CNT: 20 ± 2 PVA/CNT: 46.37 ± 2.37	H ₂ SO ₄ -PANI/CNT (25%) PVA/CNT (28%)			0.0004	Flat	3 (PANI/CNT) 2.8 (PVA/CNT)	PANI/CNT: 89.28 ± 3.07 PVA/CNT: 8.83 ± 0.24	Duan et al. (2016)

Sb-doped SnO ₂ -coated coal-based carbon (CM)	420	44.56			0.0004	Flat				Liu et al. (2017)
Fe ⁰ NP catalyst carboxylated-CNT/PTFE filter	24 25	≈80			0.0013	Flat	220	13 17		Yanez et al. (2017)
Carbon nanofibers/PES composite forward osmosis membrane		62.4 ± 2.4			0.0002 0.0020	Flat	406	10.50 ± 0.41		Li et al. (2017)
TiO ₂ -coated carbon membrane	440 (carbon)	32.6			0.0015	Tube	401.3	9		Yang et al. (2011)
TiO ₂ -coated carbon membrane	400 (carbon)	32.6 (carbon)			0.0015	Tube		9		Yang et al. (2012)
TiO ₂ -coated carbon membrane	410	32.6			0.0017	Tube				Wang et al. (2014)
TiO ₂ -coated carbon membrane	410	41.2			0.0009	Flat		2.2		Liu et al. (2016a,b)
Ebonex [®] (TiO _x) membrane	Bimodal: less than 10 nm and 1000 2000 nm	30.7	2.78	391	0.0096 0.0023 (outer) (inner)	Tube	49.3			Zaky and Chaplin (2013)
Ebonex [®] (TiO _x) membrane	Bimodal: less than 10 nm and 1000 2000 nm	30.7	2.78	391	0.0096 0.0023 (outer) (inner)	Tube	49.3			Zaky and Chaplin (2014)
Electrospun PSU/Electrosprayed Ti ₄ O ₇ -coated carbon cloth	Bimodal: 15,000 nm 100,000 nm	80			0.0010	Flat cloth	43,571	46 51		Santos et al. (2016)
Reduced TiO ₂ (TiO _x) UF membrane	2990	30.4	0.66		0.0016 (inner) 0.0032 (outer)	Tube	3208	11.32		Guo et al. (2016a,b)
Ti ₄ O ₇ /Al ₂ O ₃ near UF membrane	200-300 (Ti ₄ O ₇)				0.0063 (inner) 0.0110 (outer)	Layer of Ti ₄ O ₇ deposited on inner surface Al ₂ O ₃ tube	1019 (with Ti ₄ O ₇ 200 layer)			Geng and Chen (2016)
Ti ₄ O ₇ /Al ₂ O ₃ near UF membrane	200-300 (Ti ₄ O ₇)				0.0063 (inner) 0.0110 (outer)	Layer of Ti ₄ O ₇ deposited on inner surface Al ₂ O ₃ tube	1019 (with Ti ₄ O ₇ 200 layer)			Geng and Chen (2017)
RuO ₂ -coated Ti membrane	980	27	0.0195			Tube				Zhang et al. (2016)
Ti ₅ O ₉ /Ti ₄ O ₇ MF membrane	1400 nm median pore size	42	0.4	8.48	0.0017 (inner) 0.0032 (outer)	Tube	3300			Trellu et al. (2018)

Table 2
Recapitulative table of operating conditions of REMs used as anode for electro-oxidation of organic pollutants.

Anode (working electrode)	Cathode	Pollutant (Conc., mgC L ⁻¹)	Current density (mA cm ⁻²) Cell potential (V) Anode potential (V)	Permeate flux (L h ⁻¹ m ⁻²)	Electrolyte (mM)	Reference
Porous Carbon	SS	Phenol (344-2375)	54-61		NaCl (2050)	Korbahti and Tanyolac (2003)
CNT/carbon felt	CNT/carbon felt	Red X-3B (18.5)	10	1700	Na ₂ SO ₄ (21)	Yang et al. (2009)
CNT/PTFE filter	SS	Methylene blue (1.3) Methyl orange (4.2)	1-3	52	NaCl (10-100)	Vecitis et al. (2011)
CNT, Sb-doped SnO ₂ -coated CNT, surface-treated CNT /PTFE filters	SS	Methyl Orange (168) Methylene Blue (192) Phenol (72) CTAB (24) Methanol (12) Formaldéhyde (12) Formate (12)	0.1-1.7 1-3 0.4-1.8 (vs. Ag/AgCl)	52	Na ₂ SO ₄ (100)	Gao and Vecitis (2011)
CNT, SnO ₂ -coated CNT, Sb-doped SnO ₂ -coated CNT, Bi-doped SnO ₂ -coated /PTFE filters	SS	Oxalate (100) Ethanol (7) Methanol (5) Formaldehyde (11) Formate (20)	0.1-3.5 1.8-6 0.7-3.0 (vs. Ag/AgCl)	52-104	Na ₂ SO ₄ (10)	Liu et al. (2013)
CNT/PTFE filter	SS	Phenol (72)	0.8-2.1 (vs. Ag/AgCl) 0.1-1.5 1-3 0.4-1.6 (vs. Ag/AgCl)	55	Na ₂ SO ₄ (100)	Gao and Vecitis (2012b)
CNT, B-doped CNT, N-doped CNT PTFE filters	SS	Phenol (14-72)	0.1-1.5 1-3 0.4-1.6 (vs. Ag/AgCl)	52	Na ₂ SO ₄ (100)	Gao and Vecitis (2012a)
CNT/PTFE filter	SS	Methylene blue (1.3-223) Methyl orange (4.2-924)	0.1-1.7 1-3 0.4-1.4 (vs. Ag/AgCl)	52	NaCl (10)	Liu and Vecitis (2012)
CNT/PTFE filter	Ti or CNT	Fe(CN) ₆ ⁴⁻ (12-180)	0.0-0.7 (vs. Ag/AgCl)	7-140	Na ₂ SO ₄ (1-100)	Schnoor and Vecitis (2013)
CNT/PTFE filter	SS	Phenol (72)	0.8-2.1 (vs. Ag/AgCl) 0-20 0-3 0-1 (vs. Ag/AgCl)	55	Na ₂ SO ₄ (100)	Gao and Vecitis (2013)
Graphene nanoplatelets: CNT/PTFE filter	SS	Fe(CN) ₆ ⁴⁻ (6-120) Tetracycline (26) Phenol (38) Oxalate (13)	0-1 (vs. Ag/AgCl)	52	Na ₂ SO ₄ (10)	Liu et al. (2014)
CNT/PTFE filter combined with CNT-PVDF membrane	CNT/PTFE filter combined with CNT-PVDF membrane	Nitrobenzene (7.2) Aniline (7.2)	0-4	55	Na ₂ SO ₄ (10)	Gao et al. (2014)
CNT surface-treated CNT /PTFE filter	SS	Phenol (72) Oxalate (120) Fe(CN) ₆ ⁴⁻ (12) Ascorbate (72)	0-2.3 (vs. Ag/AgCl)	55	Na ₂ SO ₄ (100)	Gao et al. (2015a,b)
CNT/PTFE filter	Ti or CNT	Tetracycline (53) Synthetic and real spiked effluent	0-3 0-1 (vs. Ag/AgCl) 2.5-12.5	52	Na ₂ SO ₄ (10)	Liu et al. (2015)
	Pt			300		Liu et al. (2016a,b)

Table 2 (continued)

Anode (working electrode)	Cathode	Pollutant (Conc., mgC L ⁻¹)	Current density (mA cm ⁻²) Cell potential (V) Anode potential (V)	Permeate flux (L h ⁻¹ m ⁻²)	Electrolyte (mM)	Reference
Carbon aerogel, SnO ₂ -coated carbon aerogel, Sb-doped SnO ₂ -coated carbon aerogel		Tetracycline (30)			Na ₂ SO ₄ (69)	
CNT, carboxylated CNT /PTFE filters	SS	Ibuprofen (0.7 15)	0.1 0.4 0 3	12.8 128	NaCl (10) HCl (10)	Bakr and Rahaman (2016)
Polyaniline-coated CNT/PVA filter	Ti	Methylene blue (3)	0.17 3	20	Nothing or Na ₂ SO ₄ (10)	Duan et al. (2016)
Sb-doped SnO ₂ -coated coal-based carbon	SS	Tetracycline (30)	0 4	150	Na ₂ SO ₄ (100)	Liu et al. (2017)
Fe ⁰ NP doped CNT/PTFE filter	Pt	Metoprolol (1.3)		40		Yanez et al. (2017)
CNT, B-doped CNT /PTFE filters	SS	Bisphenol A (0.8 80)	0.5 1 (vs. Ag/AgCl) 0.1 6 0 3	32 128	NaCl (0 100)	Bakr and Rahaman (2017)
CNF/PES forward osmosis membrane	Ti	Phenol (360)	0 3	5 15	Na ₂ SO ₄ (1000)	Li et al. (2017)
TiO ₂ -coated carbon membrane	SS	Diesel fuel/Tween 80 (200 mg L ⁻¹)	0.67 2	80	Na ₂ SO ₄ (104)	Yang et al. (2011)
TiO ₂ -coated carbon membrane	SS	Diesel fuel/Tween 80 (200 1000 mg L ⁻¹)	0.67 2		Na ₂ SO ₄ (104)	Yang et al. (2012)
TiO ₂ -coated carbon membrane	SS	Phenol (144 720)	0.3	112 971	Na ₂ SO ₄ (104)	Wang et al. (2014)
TiO ₂ -coated carbon membrane	SS	Tetracycline (30 150)	0.5 2.5		Na ₂ SO ₄ (104)	Liu et al. (2016a,b)
Ebonex [®] (TiO _x) membrane	SS	Fe(CN) ₆ ⁴⁻ (60) p-methoxyphenol (84) Oxalic acid (120)	0 3.5 0 3 (vs. SHE)	15 80	NaClO ₄ (10)	Zaky and Chaplin (2013)
Ebonex [®] (TiO _x) membrane	SS	p-methoxyphenol (84) p-nitrophenol (72) p-benzoquinone (72)	0 3.5 0 3 (vs. SHE)	35 55	NaClO ₄ (10)	Zaky and Chaplin (2014)
Electrospun PSU/ Electrospayed Ti ₄ O ₇ -coated carbon cloth	BDD	Phenol (72)	1	6100	K ₂ HPO ₄ (100)	Santos et al. (2016)
Reduced TiO ₂ (TiO _x) UF membranes	SS	Fe(CN) ₆ ⁴⁻ (60) Oxalic acid (24) Coumarin (108) Terephthalic acid (9.2)	0 3.14 (vs. SHE)	50 1500	K ₂ HPO ₄ (100) NaClO ₄ (100)	Guo et al. (2016b)
RuO ₂ -coated Ti membrane	SS	Tricyclazole (11 57)	3 20	417	Na ₂ SO ₄ (35)	Zhang et al. (2016)
Ti ₅ O ₉ /Ti ₄ O ₇ MF membrane	SS	Oxalic acid (18 870) Paracetamol (9 220) Phenol (18 140)	6 30 4 6.5	100 3000	Na ₂ SO ₄ (50)	Trellu et al. (2018)

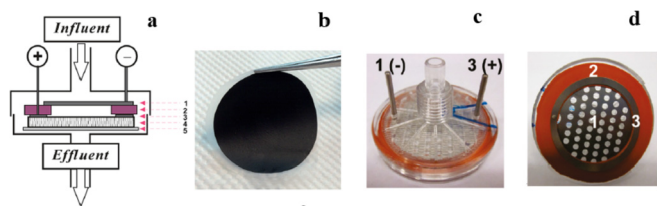


Fig. 1. (a) Schematic of an electrochemical CNT filtration system consisting of (1) a perforated titanium shim cathode, (2) an insulating silicone rubber separator and seal, (3) a titanium anodic ring, (4) a CNT anodic filter, and (5) a PTFE membrane support and (b) image of the CNT anodic filter, and (c, d) images of the modified filtration casing. Adapted with permission from Liu et al. (2014) and Vecitis et al. (2011).

Donaghue and Chaplin, 2013). Most treatment systems are therefore operated under mass transport limited conditions, where reaction rates are governed by the diffusion of contaminants to the electrode surface. Therefore, current research is focused on the development of high electroactive surface area electrodes that utilize strategies to maximize mass transport rates (Guo et al., 2016b; Nayak and Chaplin, 2018).

The use of high surface area 3D electrodes in parallel plate configurations only result in a small increase in reaction rates, as features of electrode roughness are smaller than the diffusion length and therefore become averaged into the diffusion field (Bard and Faulkner, 2000). However, REMs have the advantage of having a high specific surface area available for electrochemical reactions (Zaky and Chaplin, 2013; Guo et al., 2016b), due to the convection enhanced transport of dissolved species and the very small pore diameters that allow for fast radial mass transport inside the pores (Liu and Vecitis, 2012; Zaky and Chaplin, 2013; Guo et al., 2016b). The electrode's porous structure, electrical conductivity, and whether the reaction is limited by charge or mass transfer will all affect the electroactive surface area available for reaction (Alkire and Gracon, 1975; Trainham and Newman, 1977a,b, 1978; Lasia, 1997).

The total electroactive surface area available for reaction using REMs was estimated by electrochemical impedance spectroscopy (EIS) and cyclic voltammetry (CV) methods under flow through conditions (Zaky and Chaplin, 2013; Guo et al., 2016a, 2016b; Jing and Chaplin, 2016). These methods rely on measuring the charging current and calculating the double layer capacitance (C_{dl}), which can be converted to an electroactive surface area estimate by assuming a value for the specific capacitance (i.e., $F\text{ cm}^{-2}$). For metal oxide electrodes values of $10\text{--}100\ \mu\text{F}/\text{cm}^{-2}$ were proposed (Antropov, 1972). Calculation of the electroactive surface area by these methods provides an upper bound estimate, which is indicative of the surface area assessable to the supporting electrolyte and available for electrode charging. Comparing these estimates to the total surface area of REMs measured by Hg porosimetry, indicated that only a fraction of the total surface area of the REMs were electroactive (i.e., 1.5–11.4%) (Zaky and Chaplin, 2013; Guo et al., 2016b; Jing et al., 2016). Roughness factors were also calculated at values between 111 and 1227, which were determined as the ratio of the measured electroactive surface area to that of the nominal projected surface area (Zaky and Chaplin, 2013; Guo et al., 2016a, 2016b; Jing et al., 2016). There are two probable explanations for the low fraction of electroactive surface to total surface area. The first is related to electrode conductivity. If the electrode conductivity is low, then there can be a significant potential drop in the electrode phase, resulting in only a fraction of the total surface area being measured. The second explanation is related to a large portion of the surface area being inaccessible to the electrolyte. In this case the flowing electrolyte cannot enter all of the pores either due to size exclusion or a lack of interconnectivity of the pores

(Zaky and Chaplin, 2013). In either case, these scenarios show the importance of synthesizing electrodes with a high conductivity and interconnectivity of the fluid transport pores. Engineering of the porous REM structure has received little attention and is an important area for future research.

The total electroactive surface area measured by EIS and CV methods is the maximum possible area available for reaction, and the actual surface area that participates in reaction depends on whether the reaction of interest is limited by charge or mass transfer (Trainham and Newman, 1977a,b, 1978; Lasia, 1997). Under the condition of charge transfer control, the potential drops drastically with distance from the counter electrode (or depth into the REM). This condition was investigated rigorously in porous electrodes assuming Butler Volmer kinetics, and numerical simulations indicated that the potential drop is a function of the electrolyte and electrode conductivity, specific surface area, counter electrode placement, and kinetic parameters (i.e., exchange current density, electron transfer coefficient) (Trainham and Newman, 1977a,b, 1978; Lasia, 2008). For facile reaction kinetics the potential may drop significantly and since the current is exponentially related to the potential (according to Butler Volmer kinetics) reactions are restricted primarily to the surface closest to the counter electrode (Trainham and Newman, 1977a,b, 1978; Lasia, 2008). Under this situation the reactive surface area is significantly less than the total electroactive surface area.

Under conditions of mass transport control and negligible potential drop in the electrode phase, the concentration and potential profiles with depth into the REM can be calculated analytically (Fedkiw, 1981). The concentration profile ($C(y)$) follows an exponential decrease with distance into the REM, according to Eq. (5).

$$\frac{C(y)}{C_F} = \exp\left(-aL\frac{k_m y}{JL}\right) \quad (5)$$

where k_m is the mass transfer coefficient (m/s), a is the specific surface area (m^{-1}), J is the REM flux (m/s), L is the REM thickness, C_F is the feed concentration (mol m^{-3}), and y is the distance into the REM.

Under mass transport control the reactive surface area can reach that of the electroactive surface area and is dependent on mass transport parameters (i.e., k_m, J). The potential drop with depth into the REM is typically approximately linear and since under mass transport control the current is no longer an exponential function of potential the entire REM thickness can be utilized for reaction. However, the above analysis only applies for thin REMs, as the potential drop in solution can be significant for thick REMs and eventually lead to charge transfer limitations. Therefore, further studies are required for developing counter measures such as additional current feeders or improvement of the reactor design. One such approach would be a design that utilizes a stack of thin REMs, each separated by a thin gasket. A stack of thin, alternating anodes and cathodes would allow for sequential oxidative/reductive electrochemistry, a high utilization of the surface area, and minimal potential losses due to solution resistance.

In general there has been little attention dedicated to understanding reactive transport in REMs. However, there is a large body of literature available for packed bed flow through electrodes that are applicable to REMs (Trainham and Newman, 1977a,b, 1978; Fedkiw, 1981; Risch and Newman, 1984). This type of analysis can greatly enhance REM development and optimization and is a critical area for future study.

4. Convection-enhanced mass transport of organic pollutants

For the analysis of AO of organic pollutants using conventional

2D electrodes, the most widely used approach is to consider that the electro oxidation takes place either under mass transfer limitations or under charge transfer limitations (Comninellis et al., 2008; Panizza and Cerisola, 2009). The mass transfer limit can be estimated from the limiting current density (i_{lim} , Eq. (6)), which is related to the mass transfer rate constant and concentration of organic compounds (Panizza et al., 2001; Rodrigo et al., 2001; Comninellis et al., 2008).

$$i_{lim}(t) = 4Fk_mCOD_t \quad (6)$$

In Eq. (6), $i_{lim}(t)$ is the limiting current density ($A\ m^{-2}$) at time t , 4 is the number of electrons exchanged from O_2 , F is the Faraday constant, k_m is the mass transfer rate constant ($m\ s^{-1}$) and COD_t is the chemical oxygen demand ($mol\ m^{-3}$) at time t . A mixed kinetic regime can also exist, particularly when strong, stable oxidant species are generated that are transported to the bulk solution (e.g. chlorine, ozone, persulfate) (Martínez Huitle and Ferro, 2006; Panizza and Cerisola, 2009; Martínez Huitle et al., 2015).

At currents above i_{lim} , electro oxidation occurs under mass transfer control and the current efficiency strongly decreases with increases in current (Panizza and Cerisola, 2009). This often compromises the energetic sustainability of the AO process for the treatment of low concentration pollutants. Mass transfer limitations can be reduced by (i) coupling electro oxidation with a pre concentration step (Ganiyu et al., 2015), (ii) continuously adjusting the current density to the limiting current density during treatment (Panizza et al., 2008), and (iii) improving the fluid dynamics in the electrochemical cell in order to increase the mass transfer rate (Vecitis et al., 2011; Zaky and Chaplin, 2013; Martínez Huitle et al., 2015).

Using conventional plate electrodes in a batch cell, stirring conditions are one of the most crucial parameter for AO efficiency (de Oliveira et al., 2011). Continuous systems such as flow by reactors are more suitable for improving hydrodynamic conditions and for implementation of large scale electrochemical cells (Panizza et al., 2007; dos Santos et al., 2014; Martínez Huitle et al., 2015). Mass transfer processes over a flat plate or in a pipe are often analyzed by nondimensional groups, including the Sherwood number (Sh , Eq. (7), ratio between convective and diffusive mass transport) the Reynolds number (Re , Eq. (8), ratio of inertia to viscous forces), and the Schmidt number (Sc , Eq. (9), ratio of viscosity to diffusivity) as well as a nondimensional shape factor (Le), which depends on the geometry of the electrochemical cell. Values for k_m can be estimated by using correlations, typically under the form of Eq. (10) (Canizares et al., 2006).

$$Sh = \frac{k_m d}{D} \quad (7)$$

$$Re = \frac{ud}{\nu} \quad (8)$$

$$Sc = \frac{\nu}{D} \quad (9)$$

$$Sh = \frac{k_m d}{D} = aRe^b Sc^c Le^d \quad (10)$$

In the equations above, d is the characteristic length of the system, D the diffusion coefficient of the organic compound in water, u the fluid velocity, ν the kinematic viscosity of the fluid and a , b , c , d are constants that are determined empirically. Maximum k_m values that can be achieved are often on the order of $10^{-6} - 10^{-5}\ m\ s^{-1}$ (Canizares et al., 2006). For example, Zaky and Chaplin (2013) determined a diffusion limited mass transfer rate at the

surface of an anode under the form of a pipe as $4.32 \times 10^{-6}\ m\ s^{-1}$ ($Re = 1270$; inner diameter and length of the electrode was 1.7 cm and 20 cm, respectively).

One of the main issues of using conventional plate electrodes is the limitation of mass transport through the external diffusion boundary layer film (δ_b). The steady state δ_b in flow by electro chemical cells can be as high as 100 μm , according to the cross flow velocity and the channel spacing. Thus, the efficiency of the process relies on the diffusion of contaminants through this layer. In this configuration, the use of high surface area electrodes only slightly increases k_m values because the features of electrode roughness are smaller than the diffusion length. Therefore, implementation of porous electrodes in a flow through configuration is the most promising way to overcome diffusion limitations. Using REMs in flow through mode lead to a convective increase of k_m , according to the steady state balance between forward convection and diffusion (Liu and Vecitis, 2012). At high flow rates, δ_b can reach a theoretical length of less than the electrode pore radius. This type of analysis assumes straight, cylindrical pores, where the time scale of diffusion (t_D) (Eq. (11)) and convection (t_C) (Eq. (12)) can be estimated.

$$t_D = \frac{r_p^2}{D} \quad (11)$$

$$t_C = \frac{l}{v} \quad (12)$$

In the equations above, r_p is the average pore radius (m), D is the diffusion coefficient of the organic compound ($m^2\ s^{-1}$), l is the electroactive thickness, and v is the average pore velocity ($m\ s^{-1}$). Using TiO_x REM ($r_p = 0.85\ \mu m$, $l = 880\ \mu m$) for electro oxidation of $Fe(CN)_6^{4-}$, it was reported that diffusion limitation ($t_D > t_C$) would only occur at $J > 1.3 \times 10^6\ L\ m^{-2}\ h^{-1}$ (Zaky and Chaplin, 2013), which is much higher than normal operating conditions of micro filtration membranes. The smaller the electrode pore size, the lower t_D and the lower the diffusion limitations. However, small pore size also strongly increases pressure drops across the REM and the permeability (in terms of $L\ h^{-1}\ m^{-2}\ bar^{-1}$) of REM decreases. This means that higher transmembrane pressure has to be invoked as a driving force for increasing the permeate flux (i.e. the convection rate). This is the reason why the performances of an ultrafiltration TiO_x REM ($3200\ L\ h^{-1}\ m^{-2}\ bar^{-1}$) surpassed those of Ebonex[®] electrodes ($50-70\ L\ h^{-1}\ m^{-2}\ bar^{-1}$), which was not tailored for water treatment (Zaky and Chaplin, 2013; Guo et al., 2016b). Besides, one of the main advantages of using CNT REMs is the possibility to generate a thin filtration layer ($41\ \mu m$) with low pore size (115 nm) and high porosity (85%), leading to a permeability in the range $500-2000\ L\ h^{-1}\ m^{-2}\ bar^{-1}$ (Liu and Vecitis,

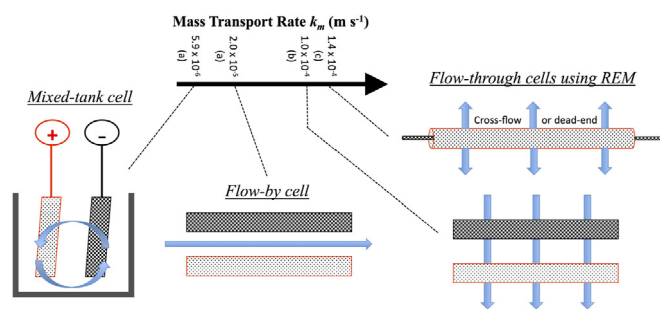


Fig. 2. Mass transport rate (k_m) reported in the literature according to the electrochemical cell configuration. In the bottom left, evolution of the diffusion boundary layer (δ_b) in batch and flow-through configurations. (a) dos Santos et al. (2014), (b) Schnoor and Vecitis (2013), (c) Guo et al. (2016b).

2012). Thus, Vecitis et al. (2011) reported a diffusion and convection characteristic time of 3.3 μs and 1.2 s, respectively, for the electro oxidation of a dye molecule in a CNT/PTFE REM.

However, since actual electrode pores are not completely straight and cylindrical, δ_b will be larger in experimental setups. A good approximation of k_m as a function of the pore fluid velocity is given by Eq. (13).

$$\frac{\varepsilon k_m}{aD} = m_1 \left(\frac{v}{aD} \right)^{1/3} \quad (13)$$

where ε is the REM porosity, a is the specific surface area (m^{-1}), and m_1 is an experimentally determined constant. This correlation was applied to numerous packed bed electrodes and they should also be applicable to REMs (Wilson and Geankoplis, 1966).

Fig. 2 shows different values of k_m reported in the literature according to the electrochemical cell configuration (batch, flow by, and flow through). Operation of AO under convective limited conditions is a great advantage; since k_m can be simply increased by performing electro oxidation at a higher permeate flux. While Yang et al. (2009) reported a 1.6 fold improvement of k_m using a flow through configuration, Liu and Vecitis (2012) showed an increase of the mass transfer limited current density from 0.97 (in batch) to 6.1 mA cm^{-2} . Even better, the study of Guo et al. (2016b) reported a convection enhanced k_m for $\text{Fe}(\text{CN})_6^{4-}$ of $1.4 \times 10^{-4} \text{ m s}^{-1}$, close to the estimated charge transfer limit. Thus, for the treatment of low concentrations of organic compounds, the current efficiency can be improved simply by increasing the permeate flux (i.e. the convection rate). For example, the current efficiency for the removal of oxalic acid ($\text{TOC} = 24 \text{ mg L}^{-1}$) by TiO_x REM increased from 25% to 84% at 90 and 561 $\text{L h}^{-1} \text{ m}^{-2}$, respectively (Fig. 3). Guo et al. (2016b) proposed a semi empirical analysis of reaction kinetics in REMs for the determination of the observed rate constant (k_{obs}). It takes into account reaction (k_r), diffusion (k_d) and convection (k_c) rate constants (Eq. (14), (15)). This approach highlights that the decrease of the diffusion limitations can create a new challenge: increasing the reactivity of REMs (k_r) in order to take advantage of the convection enhanced mass transfer in flow through electrochemical cells.

$$k_{obs} = \left(\frac{C_{in} - C_{out}}{C_{in}} \right) k_c = \frac{k_c}{1 + \frac{k_c}{k_i}} \quad (14)$$

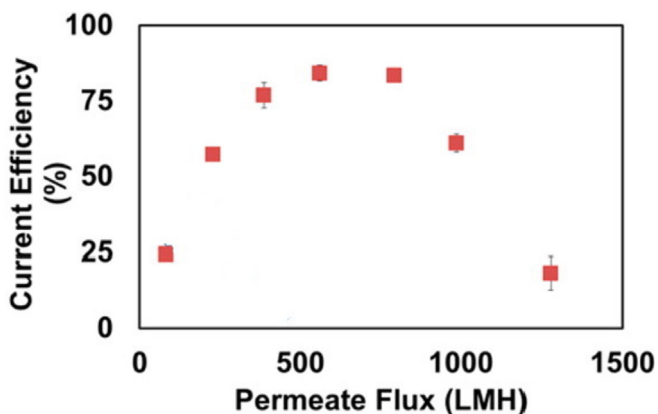


Fig. 3. Current efficiency for the oxidation of 1 mM oxalic acid as a function of permeate flux by using ultrafiltration Ti_4O_7 REM. Experimental conditions: T = 21 °C; Anode potential = 2.94 V vs. SHE; Electrolyte = 100 mM NaClO_4 . Reprinted from Guo et al. (2016b).

$$k_c = J \frac{Q}{A} \quad (15)$$

where, C_{in} and C_{out} are the concentration of organic compounds in the influent and effluent of the REM, respectively, Q is the permeate flux ($\text{m}^3 \text{ s}^{-1}$), A is the geometric surface area of the REM (m^2), k_c is the convection rate constant (m s^{-1}) and k_i (m s^{-1}) represents either k_d (diffusion rate constant) or k_r (kinetic rate constant) according to the limiting process.

Organic compound adsorption is another important parameter to consider during REM operation, particularly when using CNTs (Vecitis et al., 2011; Liu and Vecitis, 2012; Liu et al., 2015). Adsorption can increase the effective residence time of target pollutants within the electroactive pore structure. For example, the differences in electro oxidation efficiency of oxalate, formate, formaldehyde and alcohols were reported to be attributed to different sorption kinetics (Liu et al., 2013). Thus, a strategy for enhanced performance is to tailor the electrode surface chemistry for strong adsorption of organic pollutants (Gao and Vecitis, 2011; Liu et al., 2013; Gao et al., 2015a). However, adverse effects can also arise from adsorption. For example, reactive site saturation by adsorbed tetracycline was observed to limit the overall electro oxidation kinetics (Liu et al., 2015).

5. Charge transfer and oxidation mechanisms

Apart from the high electroactive surface area and convection enhanced mass transport, the efficiency of AO depends on the reactivity of the REM. The choice of both the electrode material and operating conditions strongly influences charge transfer mechanisms. Table 2 summarizes operating conditions reported in studies investigating the AO of organic pollutants using REMs. The studies on TiO_2 coated carbon membranes were also included in Table 2, as these materials can also form $\bullet\text{OH}$ under anodic polarizations (Wang et al., 2014). The process is similar to the well known photocatalytic process, but the nature of the energy input is different.

5.1. Oxygen evolution potential

Anode materials used for AO are often divided into two main classes according to their OEP (Fig. 4): (i) “active” electrodes with low overpotential for OER (<0.3/0.4) and (ii) “non active” electrodes with high overpotential for OER (>0.4) (Panizza and Cerisola, 2009; Martínez Huitle et al., 2015). Only non active electrodes are able to generate large quantities of $\bullet\text{OH}$ from water oxidation ($E^\circ = 2.38 \text{ V vs. SHE}$) that are physisorbed at the electrode surface and are readily available for oxidation of organic compounds. The production of other oxidant species such as ozone ($E^\circ = 1.51 \text{ V vs. SHE}$) or sulfate radicals ($E^\circ = 2.4 \text{ V vs. SHE}$) is also possible (Martínez Huitle et al., 2015). Anode materials can also be classified according to their selectivity for $\bullet\text{OH}$, H_2O_2 , or O_2 evolution, as analyzed by Siahrostami et al. (2017). Thermodynamically, the

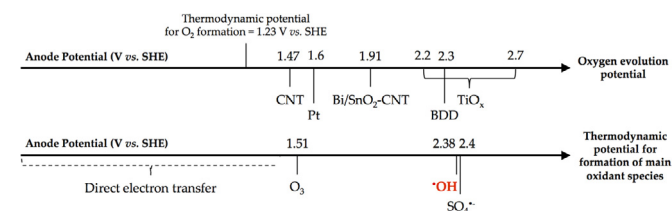


Fig. 4. Oxygen evolution potential of various electrode materials used as REM (CNT, Bi/SnO₂-CNT, TiO_x) and thermodynamic potential for formation of main oxidant species. Higher oxygen evolution potential favors the formation of oxidant species.

selectivity of an anode material for the formation of $\bullet\text{OH}$ from water oxidation depends on the free energy of the adsorbed $\bullet\text{OH}$. If the free energy of the adsorbed $\bullet\text{OH}$ is comparable to that of the aqueous phase $\bullet\text{OH}$, then it will desorb from the anode surface and be available for reaction. Conversely, if the free energy of the adsorbed $\bullet\text{OH}$ is significantly lower than the aqueous phase $\bullet\text{OH}$, it will not desorb and will react to form O_2 or H_2O_2 (Siahrostami et al., 2017). In addition, the OER can also affect the electrocatalytic activity of the material due to oxygen bubbles blocking reactive sites (Liu et al., 2013). These oxygen bubbles, as well as H_2 production at the cathode, were reported to increase pressure drop across the REM due to the decrease of the active filtration area (Trellu et al., 2018).

5.1.1. CNT based REMs

One of the most widely used material as REM is carbon, which is considered as an “active” electrode. For example, an OEP of 1.7 V vs. SHE was reported for activated carbon fibers (Fan et al., 2008). At low potential, electro oxidation of organic compounds is possible by direct electron transfer reactions that are dictated by the electrocatalytic activity of the material (Panizza and Cerisola, 2009). However, some organic compounds are recalcitrant to direct electron transfer (e.g. *p* benzoquinone), thus leading to incomplete oxidation. Moreover, electropolymerization can also occur (Belhadj Tahar and Savall, 2009a, 2009b) and adsorption of polymers at the anode surface leads to a strong decrease of the electrocatalytic activity of the material (Panizza and Cerisola, 2009). This issue is of paramount importance when using REMs in filtration mode, since it can also lead to membrane fouling and increased pressure drop across the membrane (Gao and Vecitis, 2012a, 2013; Zaky and Chaplin, 2013, 2014; Trellu et al., 2018). This phenomenon was clearly highlighted by Gao and Vecitis (2012b), who observed CNTs coated by polyphenols and polyphenylene oxides, which were generated from phenol electropolymerization along the entire depth of the CNT layer ($\sim 40\ \mu\text{m}$). A greater amount of phenol removal was observed at anode potential of 0.82 and 1.6 V vs. Ag/AgCl, compared to 2.1 V vs. Ag/AgCl. Low anode potentials favored electropolymerization of phenols and allowed a physical separation (by adsorption on the electrode surface) of electro generated polymers (Trellu et al., 2018). However, this process is not a long term sustainable method for the removal of organic compounds such as phenol, because of the difficulty in removing polymers from membrane pores (Gao and Vecitis, 2013). Thus, it is necessary to operate REMs at higher anode potential, in the potential region of water oxidation, in order to be able to achieve aromatic ring opening. However, when high anode potentials are required for the complete oxidation of complex molecules, carbon materials suffer from a decrease in current efficiency (due to the OER) and significant electrode corrosion (Liu et al., 2013). For this reason, CNT doping was the focus of several studies, with the aim of increasing both the overpotential for OER and the stability of the electrode. For example, Gao and Vecitis (2012a) demonstrated that boron doped CNTs were able to reduce the extent of electropolymerization, because of the higher work function (i.e. the energy difference between the material Fermi level and the vacuum level) that enhanced the number of electrons transferred for phenol oxidation. Opposite results were obtained by using nitrogen doped CNTs, i.e. lower work function and electropolymerization enhancement. Another strategy that was utilized involved the coating of CNTs with a material possessing a high conductivity and overpotential for the OER. Liu et al. (2013) fabricated Bi doped SnO_2 -coated CNTs, and similar materials were also synthesized by replacing Bi with Sb. However, using Sb is of less interest for water treatment applications because of the toxicity of Sb. The OEP was increased from 1.27 V vs. Ag/AgCl for the uncoated CNT anode to 1.71 V vs. Ag/

AgCl for the Bi doped SnO_2 -coated CNT (Liu et al., 2013). Moreover, the Tafel slope of this material was $1.05\ \text{V dec}^{-1}$, which is higher than those measured on BDD ($0.29\ \text{V dec}^{-1}$) (Zhao et al., 2010), indicating relatively slow OER kinetics. Thus, a 2–8 fold increase of the mineralization kinetics for oxalate and other organic compounds, such as ethanol, methanol, formaldehyde and formate were observed.

5.1.2. Magnéli phase based REMs

Studies on the use of TiO_x materials showed the most promising results on the possibility of using a REM for high yields of $\bullet\text{OH}$ formation. The OEP reported in the literature for TiO_x materials (mainly Ti_4O_7) ranged between 2.2 and 2.7 V vs. SHE (Graves et al., 1991; Grimm et al., 1998; Kolbrecka and Przyłuski, 1994; Miller Folk et al., 1989), similarly to the widely used (but expensive) BDD anode (2.3 V vs. SHE). Guo et al. (2016b) demonstrated the formation of $\bullet\text{OH}$ by studying the degradation of organic compounds used as $\bullet\text{OH}$ probes. A strong enhancement of the conversion of these $\bullet\text{OH}$ probes were observed when increasing the anode potential from 2.14 to 2.64 V vs. SHE. Such degradation mechanisms indicated the production of $\bullet\text{OH}$ and the anode potential required is consistent with the thermodynamic potential for $\bullet\text{OH}$ formation. Thus, high anode potential can be used in order to avoid electropolymerization and to degrade refractory organic compounds by $\bullet\text{OH}$ mediated oxidation.

5.2. Permeate flux, hydraulic residence time and charge transfer limitation

Different operating conditions can also affect the electro oxidation efficiency. First, the permeate flux and the hydraulic residence time are crucial parameters because of mass transport considerations and reaction time, as discussed in section 3. Increasing the permeate flux too much may also favor the OER by sweeping gas bubbles from the REM surface and enhancing the OER (Guo et al., 2016b; Trellu et al., 2018). This mechanism was attributed to lower removal rates and current efficiencies at high flow rates (Fig. 3) (Guo et al., 2016b; Trellu et al., 2018). In the study of Guo et al. (2016b), the maximum current efficiency for oxalic acid oxidation was 84% at a flux of $561\ \text{L m}^{-2}\ \text{h}^{-1}$ using a Ti_4O_7 REM and 49% at a flux of $194\ \text{L m}^{-2}\ \text{h}^{-1}$ using a $\text{Ti}_4\text{O}_7/\text{Ti}_6\text{O}_{11}$ REM. The differences arose from the lower reactivity of the Ti_6O_{11} phase. Different optimal values of TOC flux and maximum current efficiency were also achieved according to the current density (Trellu et al., 2018). Thus, the kinetic rate constant (k_r) of a REM is an important parameter to consider. This charge transfer limit is governed by the electron transfer rate and by chemical reaction kinetics between organic compounds and electrochemically produced oxidants. Using $\text{Fe}(\text{CN})_6^{4-}$ as a model compound, this kinetic limit was calculated to be $1.64 \times 10^{-4}\ \text{m s}^{-1}$ by using an ultrafiltration TiO_x electrode (Guo et al., 2016b), while Schnoor and Vecitis (2013) reported $k_r = 1.0 \times 10^{-4}\ \text{m s}^{-1}$ using a CNT REM.

5.3. Influence of anodic potential distribution within the REM

The potential drop according to the electrode depth in the REM can also influence oxidation mechanisms. The anode potential is sufficiently high for the formation of $\bullet\text{OH}$ only in the top portion of the REM closest to the counter electrode (Jing et al., 2016), as explained in section 2. Therefore, when the TOC flux ($[\text{TOC}]_{\text{influent}} \cdot J_{\text{permeate}}$) is higher than the convective mass transport limit, organic compounds reach a depth into the REM where the potential is too low for significant $\bullet\text{OH}$ production and therefore only direct electron transfer reactions occur. This mode of operation can decrease the efficiency of the process because of the electropolymerization

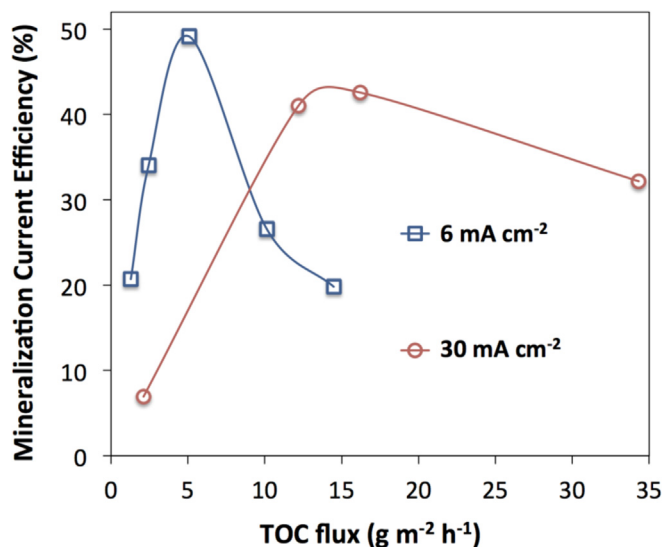


Fig. 5. Current efficiency for the oxidation of paracetamol as a function of permeate flux by using TiO_x REM. Experimental conditions: constant permeate flux ($150 \text{ L h}^{-1} \text{ m}^{-2}$); increasing paracetamol concentration (TOC 9.220 mg L^{-1}); i 6 or 30 mA cm^{-2} ; electrolyte $50 \text{ mM Na}_2\text{SO}_4$. Adapted from Trellu et al. (2018).

phenomena and presence of organic compounds refractory to direct electron transfer reactions (Zaky and Chaplin, 2014; Trellu et al., 2018). In order to avoid such adverse effects, it is necessary to adjust the operating conditions (TOC flux and current density), so that reactions are limited by convective mass transport and organic compounds are degraded close to the REM surface where $\cdot\text{OH}$ are generated (Trellu et al., 2018). These mechanisms have to be taken into consideration for optimization of the process. For example, Trellu et al. (2018) reported that a much higher mineralization current efficiency was achieved at 6 mA cm^{-2} compared to 30 mA cm^{-2} for the treatment of a TOC flux of paracetamol of $5 \text{ g m}^{-2} \text{ h}^{-1}$, but the contrary was observed for the treatment of a TOC flux of $15 \text{ g m}^{-2} \text{ h}^{-1}$ (Fig. 5). Increasing the current density was also observed to prevent REM fouling by electropolymerization of phenol (Trellu et al., 2018).

5.4. Conductivity and electrolyte concentration/composition

The conductivity and electrolyte concentration/composition of the influent can also strongly influence electro oxidation efficiency and reaction mechanisms. First, the presence of ions such as Cl^- and SO_4^{2-} can lead to the formation of additional strong oxidant species (active chlorine, $\text{SO}_4^{\cdot-}$). The formation of these species favors electro oxidation in the bulk solution and was therefore observed to improve the oxidation efficiency in mass transport limited configurations (Martínez Huitle et al., 2015). In contrast to batch reactors, it was observed that a decrease of the ionic strength (from 100 to 1 mM of Na_2SO_4) did not significantly increase the charge transfer resistance (Schnoor and Vecitis, 2013). This result was attributed to the flow through configuration and continuous convective renewal of fresh electrolyte to the REM surface, which resulted in a hydrodynamic reduction of the charge transfer resistance (Schnoor and Vecitis, 2013).

5.5. Cathode material

The nature of the cathode material was also shown to be an important consideration. For example, the use of a CNT cathode significantly improved charge transfer efficiency by comparison to

perforated Ti as cathode materials (Liu et al., 2015; Schnoor and Vecitis, 2013). The total cell potential required for total conversion of $1 \text{ mM Fe}(\text{CN})_6^{4-}$ by using CNT as both anode and cathode was 1 V lower than for the electrochemical cell using a Ti cathode. In this two electrode cell, lower cathode potential was required for water electro reduction by using CNT, thus leading to a shift in the potential distribution towards the anode and strongly reducing the energy required for the overall electrochemical process. Besides, the electrochemical cell configuration and cathode material can also be optimized in order to achieve single pass, sequential reduction oxidation of pollutants, as reported for nitrobenzene by Gao et al. (2014).

CNTs were also used in a sandwich membrane stack in order to perform sequentially EF and AO processes (Gao et al., 2015b). The membrane stack consisted of a CNT filter cathode for H_2O_2 generation, which contained COO^- functional groups with chelated Fe^{2+} ions that were capable of participating in the Fenton's reaction at neutral pH and that could be electro regenerated, an insulating separator and a CNT filter anode. This study emphasized synergetic effects from the sequential combination of EF and AO in filtration mode, thus constituting an interesting proof of concept of this innovative reactor design. Performing the EF process at neutral pH is a significant advantage, which has been the goal of several heterogeneous catalyst synthesis studies (Banelos et al., 2013; Ammar et al., 2015; Ganiyu et al., 2017).

6. REM lifetime

6.1. Fouling

Despite continuous improvements aimed at mitigating fouling in membrane processes, the fouling issue in membrane filtration for water treatment remains the most significant challenge. Fouling is problematic for both ceramic and polymeric membranes, where colloids, macromolecules, and microorganisms are responsible for the formation of fouling layers (Guo et al., 2012). The main fouling mechanisms for microfiltration and ultrafiltration membranes are (i) deposition (cake formation) (Yuan et al., 2002), (ii) pore blockage (Yuan et al., 2002; Costa et al., 2006; Wang and Tarabara, 2008; Guo et al., 2012; Lee et al., 2013; Dilaver et al., 2018) and (iii) adsorption (hydrophobic and electrostatic interactions) (Fan et al., 2001; Lee et al., 2004; Costa et al., 2006; Jung et al., 2006; Yamamura et al., 2007; Xiao et al., 2011; De Angelis and de Cortalezzi, 2013). Particularly, the hydrophobicity of the membrane material is a crucial parameter that often governs fouling (Howe and Clark, 2002; Xiao et al., 2011; Lee et al., 2013; Geng and Chen, 2016). Using several model foulants (i.e., polyethylene glycol, natural humic acid and a mixture of organic and inorganic solutes), comparative studies highlighted that ceramic materials such as TiO_2 with higher hydrophilic character ($15.6 \pm 3.4^\circ$ water contact angle) than PVDF ($69.3 \pm 2.9^\circ$) were less susceptible to fouling by hydrophobic organic molecules or colloids (Lee et al., 2013). On the contrary, hydrophobicity and π - π interactions of CNT filters (contact angle 66.2°) favor strong adsorption of water contaminants, such as aromatic compounds or natural organic matter (Liu and Vecitis, 2012). Because of the lower hydrophobic interactions between organic foulants and ceramic materials, the main fouling mechanism of ceramic membranes is related to initial pore blocking and a fast transition to cake formation, which is primarily removed by a physical cleaning (Guo et al., 2012; Lee et al., 2013; Dilaver et al., 2018). Besides, electrostatic interactions between the membrane and charged compounds have also to be taken into consideration in order to limit membrane fouling and improve the efficiency of physical cleaning of membranes (Lee and Kim, 2014; Zhang and Vecitis, 2014).

Further mechanisms have to be considered when studying REMs (Jing et al., 2016; Ronen et al., 2016; Formoso et al., 2017). The combination of filtration processes with other processes is an important current area of research in order to avoid fouling issues. In particular, oxidation at the interface combined with enhanced electrostatic repulsive forces of foulants was reported to lead to a non negligible delay in membrane fouling of membrane electro oxidizers (e.g. Alumina Ceraflo membrane) (Ronen et al., 2016; Formoso et al., 2017; Mameda et al., 2017). Coupling membrane and electro oxidation processes provides a promising tool to ensure both the removal of targeted molecules and high throughput via the prevention of fouling (Geng and Chen, 2017). Thus, self cleaning electrochemical membrane reactors are expected to emerge in the next few years (Yang et al., 2011; Ahmed et al., 2016; Ronen et al., 2016; Formoso et al., 2017).

In electrically enhanced filtration processes, the applied electric field can also increase electrostatic repulsions. For example, Geng and Chen (2016) observed the repulsion of negatively charged molecules (e.g. humic acids) by a Ti_4O_7/Al_2O_3 composite under cathode polarization (Huotari et al., 1999; Geng and Chen, 2016, 2017). This phenomenon can be described by the extended Nernst Planck equation (Eq. (16)), which takes into consideration diffusive, migrational, and convective fluxes.

$$J_i = -D_i \frac{\partial c_i}{\partial x} - D_i c_i \frac{z_i F}{RT} \frac{\partial \phi}{\partial x} + c_i v(x) \quad (16)$$

where J_i is the averaged flux of the charged species i ($\text{mol m}^{-2} \text{s}^{-1}$), c_i is the concentration in the solution (mol m^{-3}), D_i is the diffusion coefficient ($\text{m}^2 \text{s}^{-1}$), z_i is the valence number of the charged species i , F is the Faraday constant ($9.648 \times 10^4 \text{ C mol}^{-1}$), R is the ideal gas constant ($8.314 \text{ J mol}^{-1} \text{ K}^{-1}$), T is the absolute temperature (K), $\partial \phi / \partial x$ is the electrical field (V m^{-1}) and $v(x)$ is the velocity of the fluid through the porous media (m s^{-1}).

If the applied electric field reaches a critical value, the combined diffusive and convective fluxes towards the REM (Geng and Chen, 2017) will be balanced by the migrational flux away from the REM. Under conditions where the diffusive flux is negligible compared to convection, the theoretical value for the critical electric field strength ($\mathcal{E}_{critical}$) at which the net ion migration velocity towards the REM is zero can be estimated by Eq. (17) (Huotari et al., 1999).

$$\mathcal{E}_{critical} = \frac{v(x)}{u_i} \quad (17)$$

where $u_i = D_i \frac{z_i F}{RT}$ is the mobility of the charged species.

Electrostatic interactions can also be enhanced between negatively charged species and the anode, which enhances organic compound adsorption (Liu and Vecitis, 2012; Zhou et al., 2017). Degradation of the adsorbed molecules at the REM surface can prevent the formation of the fouling layer (Ahmed et al., 2016). However, if electro oxidation kinetics is not sufficient to degrade adsorbed molecules, REM fouling can occur by one of the prevailing fouling mechanisms, which is dependent on the solute size and hydrophobicity. For example, the electrochemical filtration of polystyrene (PS) microspheres ($1.58 \mu\text{m}$) through a TiO_x REM (active layer pore size $< 10 \text{ nm}$), resulted in intermediate pore blocking followed by cake layer formation and reduced the access of solutes to the electroactive surface. However, the fouling layer was easily removed using a backwash with either anodic or cathodic potential on the REM (Jing et al., 2016).

Electrochemical processes can also have adverse effects on membrane fouling when electropolymerization of organic compounds occurs at the surface of anode materials, especially with

phenolic compounds, (Belhadj Tahar and Savall, 2009a; Comminellis and Nerini, 1995; Gao and Vecitis, 2013; Yang et al., 2013; Ahmed et al., 2016; Trellu et al., 2018). Phenol polymerization is due to the production of intermediate phenolic free radicals that adsorb on the electrode surface and polymerize by radical chain reaction mechanisms (Comminellis and Pulgarin, 1991; Ferreira et al., 2006; Gao et al., 2015a). The formation of adsorbable recalcitrant polymers inside REM pores can be avoided by using high O_2 overpotential anodes such as TiO_x and appropriate operating conditions to achieve the total mineralization of phenolic compounds (Trellu et al., 2018). Another side effect to take into consideration is the precipitation of salts that are present in the electrolyte (Gao and Vecitis, 2012a). In the EF system, ferric ions can also precipitate into $Fe(OH)_3$ at pH values higher than 6. Thus, an optimal pH of 3 has to be maintained in order to avoid the precipitation of iron (III) hydroxide at the membrane surface that could greatly affect the flux through the porous electrode (Xu et al., 2016). Such precipitation phenomena can reduce the degradation rate by decreasing the number of active sites for adsorption or reaction and by reducing mass transfer because of lower flux (Li et al., 2016; Zhou et al., 2017). For the treatment of real effluents containing metallic ions, electro deposition on cathodic polarized REMs might also contribute to flux decline.

Bubble flow resistance is also responsible for flux decrease in REMs without any relation to common fouling mechanisms (Geng and Chen, 2017; Trellu et al., 2018). Gas bubbles are generated at the anode surface during water electrolysis when the anode potential exceeds the OEP (Saleh, 2007; Kapařka et al., 2010). They act as a shield and prevent molecules from reaching the reactive surface (Liu et al., 2013; Sun et al., 2013). Electro generated gas bubbles are then swept from the membrane surface by the convective flux (Guo et al., 2016b; Trellu et al., 2018). From another point of view, several studies mentioned that these gas bubbles could be used as a physical barrier to prevent fouling (Ahmed et al., 2016) or increase the electrochemical backwash efficiency by lifting the fouling layer (Wu et al., 2008; Jing et al., 2016; Jing and Chaplin, 2016).

As regards to the fouling issue, it is also important to mention that ceramic membranes used as REMs are robust from a mechanical, thermal and chemical standpoint. These characteristics allow them to withstand harsh cleaning conditions to remove foulants by backwash, solvent or acid base chemical treatment and even polarity reversal (Hayfield, 2001; Gao and Vecitis, 2013; Lee et al., 2013; Dashtban Kenari and Barbeau, 2016; Guo et al., 2016b).

These studies highlighted the potential positive and negative effects occurring during REM operation regarding fouling. However, only few studies have been conducted and more work is needed to investigate the ability of REMs to reduce fouling and enhance regeneration in complex real water matrices.

6.2. Corrosion

The cathode material is usually less susceptible to corrosion as confirmed by several studies with various electrode materials such as graphite (Ayadi et al., 2013), CNT (Gao et al., 2015a,b), graphene composite (Zhao et al., 2013) and graphite felt on PTFE (Ren et al., 2016). However, using a REM as an anode can cause both passivation and corrosion of the material. Therefore, the development of anode materials with high anodic stability is of great importance, in particular for organic compound oxidation processes that require application of relatively high potentials.

Because the standard potential of carbon oxidation reactions is 0.207 V vs. SHE (Kinoshita, 1988), corrosion of carbon based REMs is often inevitable at high anode potentials. The oxidation of carbon to CO_2 and/or CO leads to the destruction of the carbon electrode. For example, Yi et al. (2015) investigated the mechanisms of

electrochemical degradation of MWCNTs in acidic media. At high anode potential for OER, MWCNTs undergo an electrochemical activation by the formation of oxygenated functional groups, followed by a passivation due to a fully covered oxide layer (Ohmori and Saito, 2012; Tominaga et al., 2014; Yi et al., 2015). Therefore, it is necessary to modify carbon based anodes in order to extend their lifetime. Attempts to increase the resistance to AO of CNTs were centered on anchoring or coating metal nanoparticles (Co_3O_4 , Bi doped SnO_2) at their surface (Liu et al., 2013; Lu and Zhao, 2013). Results demonstrated an increase of the stability for potentials up to 2.2 V vs Ag/AgCl by using nanocrystalline Co_3O_4 (Lu and Zhao, 2013). Some studies also showed that the synthesis of a composite CNT material (PVDF/CNT on PTFE filter (Gao et al., 2014) or PANI as conductive polymer mixed with CNTs (Duan et al., 2016)) increased the lifetime of CNTs used as REMs.

In addition, REMs based on Ti_4O_7 seem to be the most promising materials in water treatment applications. In fact, Ti_4O_7 has significant resistance to corrosion in alkaline or acidic media, and can be used as either an anode or cathode (Pollock et al., 1984). However, Ti_4O_7 is not totally immune to passivation phenomenon. Based on stoichiometry, the proportion of Ti^{3+} to Ti^{4+} is equivalent in Ti_4O_7 , but for example, in the study of Pouilleau et al. (1997), XPS analysis indicated a larger proportion of Ti^{4+} at the surface (the surveyed thickness is a few nm with this technique). Thus, these results suggested that a natural passivation layer of a few nm of TiO_2 is spontaneously formed on the Ti_4O_7 surface when exposed to ambient air at room temperature (Pouilleau et al., 1997). However, the related mechanisms are neither well understood nor described in the literature. Moreover, data obtained from XPS must be considered with caution, due to the electron beam, which can oxidize the titanium oxide surface. In the literature, the distinction between passivation and corrosion layers (>10 nm) is not well established, and authors commonly use the term of passivation. These passivation or corrosion layers were characterized by *in situ* energy dispersive X ray diffraction (Rowles et al., 2012) or EIS (Waraksa et al., 2003) from 1.6 V vs. SHE. Electrochemical analysis appears to be the most relevant method to characterize the durability of REMs under anodic polarization. Some studies reported that the passivation was reversible upon cathodic polarization (El Sherif et al., 2010), while other studies reported the contrary (Waraksa et al., 2003). More detailed studies on the passivation and re reduction of Magnéli phases are needed in order to understand how to efficiently manage these anodes during water treatment applications.

7. Conclusions

The development of REMs is a breakthrough innovation for electro oxidation processes. The possibility to implement REMs in flow through configurations allows for the advantage of convection enhanced mass transport and high electroactive surface area. Diffusion limitations usually limiting the efficiency of electro oxidation processes can be minimized. Current efficiencies reported with REMs can reach much higher values than those reported for conventional 2D electrodes. From the current status of knowledge, it is possible to analyze reaction kinetics in these 3D systems according to a semi empirical approach, which takes into consideration reaction, diffusion and convection rate constants. The development of effective REMs depends on these three parameters. Thus, an ideal REM must present the following characteristics:

High conductivity and interconnectivity of the fluid transport pores;

Suitable porous structure in order to avoid diffusion limitations (e.g. small pore size) and maintaining a high permeability (e.g. thin active filtration layer, high porosity);
High reactivity, which can be evaluated by determining the electron transfer rate and/or by using probe molecules in order to assess electro oxidation mechanisms (direct electron transfer, $\bullet\text{OH}$ mediated oxidation);
Long lifetime, including fouling and corrosion issues;
Cost effective and environmentally friendly synthesis methods;
Absence of toxicity.

Thus, development of REMs strongly relies on innovations in material science. The use of CNTs has been widely studied mainly because of their high conductivity, and suitable pore structure (high permeability, low pore size). However, corrosion issues occur at high anode potentials and the cytotoxicity of CNTs might prevent their widespread use. Recently, TiO_x materials, known as Magnéli phases, appeared as very promising materials. By comparison to CNTs, corrosion is strongly reduced and their monolithic structure is more compatible to water treatment applications than nano materials. Moreover, the high oxygen overpotential of TiO_x materials allows the electro generation of large quantities of $\bullet\text{OH}$. Improving the reactivity of REMs is currently a critical parameter in order to take full advantage of the increase mass transfer rates. In addition, once the removal of organic compounds is kinetically limited, adverse effects have been reported from (i) the increase of the competition from O_2 evolution at high permeate flux and (ii) electropolymerization phenomena and presence of organic compounds refractory to direct electron transfer in the REM layer where $\bullet\text{OH}$ cannot be generated because of potential drop in the REM depth.

Recent advances in REMs open the way towards broader applications of electro oxidation processes for the removal of organic pollutants. Therefore, scientists and engineers must face several challenges in the near future. Particularly, here are some critical points that must be addressed:

Development of REM materials with suitable characteristics, as described above;
Improving the understanding of reactive transport in REMs including a rigorous analysis of reaction kinetics and mass transport in flow through REMs, which is complicated by the variation of the electrode potential according to the electrode depth;
Investigation of the efficiency of the process for the treatment of different real effluents;
Evaluation of the formation of toxic by products, such as perchlorates or halogenated organic compounds, because one of the main drawbacks of electro oxidation processes is the potential formation of toxic byproducts;
Investigation of the long term lifetime of REMs and implementation of procedures for preventing fouling and corrosion issues, if necessary;
Complete life cycle analysis of the process in order to assess the competitiveness of the process, by comparison to other technologies.

These studies are required for the identification of an optimal process configuration. Then, it will be possible to determine the potential of REMs for application in full scale water treatment.

Acknowledgment

We gratefully acknowledge the National French Agency of Research 'ANR' for funding the project ECO TS/CElectrON (ANR 13

ECOT 003). Clément Trelu particularly thanks the agency for post doctoral fellowship. Funding for Brian P. Chaplin was provided by the National Science Foundation (Grants CBET 1604776 and CBET 1453081 (CAREER)).

References

- Ahmed, F., Lalia, B.S., Kochkodan, V., Hilal, N., Hashaikheh, R., 2016. Electrically conductive polymeric membranes for fouling prevention and detection: a review. *Desalination* 391, 1–15.
- Alkire, R., Gracon, B., 1975. Flow-through porous electrodes. *J. Electrochem. Soc.* 122, 1594–1601.
- Ammar, S., Oturan, M.A., Labiadh, L., Guersalli, A., Abdelhedi, R., Oturan, N., Brillas, E., 2015. Degradation of tyrosol by a novel electro-Fenton process using pyrite as heterogeneous source of iron catalyst. *Water Res.* 74, 77–87.
- Andersson, S., Collen, B., Kuylenstierna, U., Magneli, A., 1957. Phase analysis studies on the titanium-oxygen system. *Acta Chem. Scand. Den. Divid. Acta Chem Scand Ser Ser B* 11.
- Antropov, L., 1972. *Theoretical Electrochemistry*. Beekman Books, Incorporated.
- Ayadi, S., Jedidi, I., Rivallin, M., Gillot, F., Lacour, S., Cerneaux, S., Cretin, M., Ben Amar, R., 2013. Elaboration and characterization of new conductive porous graphite membranes for electrochemical advanced oxidation processes. *J. Membr. Sci.* 446, 42–49.
- Bakr, A.R., Rahaman, M.S., 2016. Electrochemical efficacy of a carboxylated multi-walled carbon nanotube filter for the removal of ibuprofen from aqueous solutions under acidic conditions. *Chemosphere* 153, 508–520.
- Bakr, A.R., Rahaman, M.S., 2017. Removal of bisphenol A by electrochemical carbon-nanotube filter: influential factors and degradation pathway. *Chemosphere* 185, 879–887.
- Banuelos, J.A., Rodríguez, F.J., Manríquez Rocha, J., Bustos, E., Rodríguez, A., Cruz, J.C., Arriaga, L.G., Godínez, L.A., 2013. Novel electro-Fenton approach for regeneration of activated carbon. *Environ. Sci. Technol.* 47, 7927–7933.
- Bard, A.J., Faulkner, L.R., 2000. *Electrochemical Methods: Fundamentals and Applications*. Wiley.
- Bejan, D., Malcolm, J.D., Morrison, L., Bunce, N.J., 2009. Mechanistic investigation of the conductive ceramic Ebonex® as an anode material. *Electrochim. Acta* 54, 5548–5556.
- Belhadj Tahar, N., Savall, A., 2009a. Electrochemical removal of phenol in alkaline solution. Contribution of the anodic polymerization on different electrode materials. *Electrochim. Acta* 54, 4809–4816.
- Belhadj Tahar, N., Savall, A., 2009b. Electropolymerization of phenol on a vitreous carbon electrode in alkaline aqueous solution at different temperatures. *Electrochim. Acta* 55, 465–469.
- Brillas, E., Martínez-Huitle, C.A., 2015. Decontamination of wastewaters containing synthetic organic dyes by electrochemical methods. An updated review. *Appl. Catal. B Environ.* 166–167, 603–643.
- Brillas, E., Sirés, I., Arias, C., Cabot, P.L., Centellas, F., Rodríguez, R.M., Garrido, J.A., 2005. Mineralization of paracetamol in aqueous medium by anodic oxidation with a boron-doped diamond electrode. *Chemosphere* 58, 399–406.
- Brillas, E., Angel Banos, M., Skoumal, M., Lluís Cabot, P., Antonio Garrido, J., Maria Rodriguez, R., 2007. Degradation of the herbicide 2,4-DP by anodic oxidation, electro-Fenton and photoelectro-Fenton using platinum and boron-doped diamond anodes. *Chemosphere* 68, 199–209.
- Brillas, E., Sirés, I., Oturan, M.A., 2009. Electro-Fenton process and related electrochemical technologies based on Fenton's reaction chemistry. *Chem. Rev.* 109, 6570–6631.
- Buxton, G., Greenstock, C., Helman, W., Ross, A., 1988. Critical-review of rate constants for reactions of hydrated electrons, hydrogen-atoms and hydroxyl radicals ($\cdot\text{OH}/\text{O}\cdot$) in aqueous-solution. *J. Phys. Chem. Ref. Data* 17, 513–886.
- Canizares, P., Garcia-Gomez, J., Lobato, J., Rodrigo, M.A., 2003. Electrochemical oxidation of aqueous carboxylic acid wastes using diamond thin-film electrodes. *Ind. Eng. Chem. Res.* 42, 956–962.
- Canizares, P., García-Gómez, J., Fernández de Marcos, I., Rodrigo, M.A., Lobato, J., 2006. Measurement of mass-transfer coefficients by an electrochemical technique. *J. Chem. Educ.* 83, 1204.
- Castro Neto, A.H., Guinea, F., Peres, N.M.R., Novoselov, K.S., Geim, A.K., 2009. The electronic properties of graphene. *Rev. Mod. Phys.* 81, 109–162.
- Chaplin, B.P., 2014. Critical Review of Electrochemical Advanced Oxidation Processes for Water Treatment Applications. *Environ. Sci. Process. Impacts*.
- Comninellis, C., Nerini, A., 1995. Anodic oxidation of phenol in the presence of NaCl for waste-water treatment. *J. Appl. Electrochem.* 25, 23–28.
- Comninellis, C., Pulgarin, C., 1991. Anodic oxidation of phenol for waste water treatment. *J. Appl. Electrochem.* 21, 703–708.
- Comninellis, C., Kapalka, A., Malato, S., Parsons, S.A., Poulous, I., Mantzavinos, D., 2008. Advanced oxidation processes for water treatment: advances and trends for R&D. *J. Chem. Technol. Biotechnol.* 83, 769–776.
- Costa, A.R., de Pinho, M.N., Elimelech, M., 2006. Mechanisms of colloidal natural organic matter fouling in ultrafiltration. *J. Membr. Sci.* 281, 716–725.
- Dashtban Kenari, S.L., Barbeau, B., 2016. Understanding ultrafiltration fouling of ceramic and polymeric membranes caused by oxidized iron and manganese in water treatment. *J. Membr. Sci.* 516, 1–12.
- De Angelis, L., de Cortalezzi, M.M.F., 2013. Ceramic membrane filtration of organic compounds: effect of concentration, pH, and mixtures interactions on fouling. *Separ. Purif. Technol.* 118, 762–775.
- de Oliveira, G.R., Fernandes, N.S., Melo, J.V., de, da Silva, D.R., Urgeghe, C., Martínez-Huitle, C.A., 2011. Electrocatalytic properties of Ti-supported Pt for decolorizing and removing dye from synthetic textile wastewaters. *Chem. Eng. J.* 168, 208–214.
- Dilaver, M., Hocaoglu, S.M., Soydemir, G., Dursun, M., Keskinler, B., Koyuncu, I., Ağtaş, M., 2018. Hot wastewater recovery by using ceramic membrane ultrafiltration and its reusability in textile industry. *J. Clean. Prod.* 171, 220–233.
- Donaghue, A., Chaplin, B.P., 2013. Effect of select organic compounds on perchlorate formation at boron-doped diamond film anodes. *Environ. Sci. Technol.* 47, 12391–12399.
- dos Santos, E.V., Sena, S.F.M., da Silva, D.R., Ferro, S., De Battisti, A., Martínez-Huitle, C.A., 2014. Scale-up of electrochemical oxidation system for treatment of produced water generated by Brazilian petrochemical industry. *Environ. Sci. Pollut. Res. Int.* 21, 8466–8475.
- Duan, W., Ronen, A., Walker, S., Jassby, D., 2016. Polyaniline-coated carbon nanotube ultrafiltration membranes: enhanced anodic stability for in situ cleaning and electro-oxidation processes. *ACS Appl. Mater. Interfaces* 8, 22574–22584.
- El-Sherif, S., Bejan, D., Bunce, N.J., 2010. Electrochemical oxidation of sulfide ion in synthetic sour brines using periodic polarity reversal at Ebonex® electrodes. *Can. J. Chem.* 88, 928–936.
- Fan, L., Harris, J.L., Roddick, F.A., Booker, N.A., 2001. Influence of the characteristics of natural organic matter on the fouling of microfiltration membranes. *Water Res.* 35, 4455–4463.
- Fan, L., Zhou, Y., Yang, W., Chen, G., Yang, F., 2008. Electrochemical degradation of aqueous solution of Amarant azo dye on ACF under potentiostatic model. *Dyes Pigments* 76, 440–446.
- Fedkiw, P.S., 1981. Ohmic potential drop in flow-through and flow-by porous electrodes. *J. Electrochem. Soc.* 128, 831–838.
- Fernandes, A., Pacheco, M.J., Ciriaco, L., Lopes, A., 2012. Anodic oxidation of a biologically treated leachate on a boron-doped diamond anode. *J. Hazard Mater.* 199–200, 82–87.
- Ferreira, M., Varela, H., Torresi, R.M., Tremiliosi-Filho, G., 2006. Electrode passivation caused by polymerization of different phenolic compounds. *Electrochim. Acta* 52, 434–442.
- Formoso, P., Pantuso, E., De Filipo, G., Nicoletta, F.P., 2017. Electro-conductive membranes for permeation enhancement and fouling mitigation: a short review. *Membranes* 7.
- Ganiyu, S.O., van Hullebusch, E.D., Cretin, M., Esposito, G., Oturan, M.A., 2015. Coupling of membrane filtration and advanced oxidation processes for removal of pharmaceutical residues: a critical review. *Separ. Purif. Technol.* 156 (3), 891–914.
- Ganiyu, S.O., Le, S., T.X.H., Bechelany, M., Esposito, G., Hullebusch, van, E.D., Oturan, A., Cretin, M., 2017. A hierarchical CoFe-layered double hydroxide modified carbon-felt cathode for heterogeneous electro-Fenton process. *J. Mater. Chem. A* 5, 3655–3666.
- Gao, G., Vecitis, C.D., 2011. Electrochemical carbon nanotube filter oxidative performance as a function of surface chemistry. *Environ. Sci. Technol.* 45, 9726–9734.
- Gao, G., Vecitis, C.D., 2012a. Doped carbon nanotube networks for electrochemical filtration of aqueous phenol: electrolyte precipitation and phenol polymerization. *ACS Appl. Mater. Interfaces* 4, 1478–1489.
- Gao, G., Vecitis, C.D., 2012b. Reactive depth and performance of an electrochemical carbon nanotube network as a function of mass transport. *ACS Appl. Mater. Interfaces* 4, 6096–6103.
- Gao, G., Vecitis, C.D., 2013. Electrocatalysis aqueous phenol with carbon nanotubes networks as anodes: electrodes passivation and regeneration and prevention. *Electrochim. Acta* 98, 131–138.
- Gao, G., Zhang, Q., Vecitis, C.D., 2014. CNT-PVDF composite flow-through electrode for single-pass sequential reduction-oxidation. *J. Mater. Chem. A* 2, 6185–6190.
- Gao, G., Pan, M., Vecitis, C.D., 2015a. Effect of the oxidation approach on carbon nanotube surface functional groups and electrooxidative filtration performance. *J. Mater. Chem. A* 3, 7575–7582.
- Gao, G., Zhang, Q., Hao, Z., Vecitis, C.D., 2015b. Carbon nanotube membrane stack for flow-through sequential regenerative electro-Fenton. *Environ. Sci. Technol.* 49, 2375–2383.
- Geng, P., Chen, G., 2016. Magnéli Ti407 modified ceramic membrane for electrically-assisted filtration with antifouling property. *J. Membr. Sci.* 498, 302–314.
- Geng, P., Chen, G., 2017. Antifouling ceramic membrane electrode modified by Magnéli Ti407 for electro-microfiltration of humic acid. *Separ. Purif. Technol.* 185, 61–71.
- Graves, J.E., Pletcher, D., Clarke, R.L., Walsh, F.C., 1991. The electrochemistry of Magnéli phase titanium oxide ceramic electrodes Part I. The deposition and properties of metal coatings. *J. Appl. Electrochem.* 21, 848–857.
- Grimm, J., Bessarabov, D., Sanderson, R., 1998. Review of electro-assisted methods for water purification. *Desalination* 115, 285–294.
- Guo, W., Ngo, H.-H., Li, J., 2012. A mini-review on membrane fouling. *Bioresour. Technol.* 122, 27–34.
- Guo, L., Ding, K., Rockne, K., Duran, M., Chaplin, B.P., 2016a. Bacteria inactivation at a sub-stoichiometric titanium dioxide reactive electrochemical membrane. *J. Hazard Mater.* 319, 137–146.
- Guo, L., Jing, Y., Chaplin, B.P., 2016b. Development and characterization of ultrafiltration TiO2 Magnéli phase reactive electrochemical membranes. *Environ. Sci. Technol.* 50, 1428–1436. <https://doi.org/10.1021/acs.est.5b04366>.
- Hayfield, P.C.S., 2001. Development of a New Material: Monolithic Ti407 Ebonex

- Ceramic. Royal Society of Chemistry.
- Howe, K.J., Clark, M.M., 2002. Fouling of microfiltration and ultrafiltration membranes by natural waters. *Environ. Sci. Technol.* 36, 3571–3576.
- Huotari, H.M., Tragårdh, G., Huisman, I.H., 1999. Crossflow membrane filtration enhanced by an external DC electric field: a review. *Chem. Eng. Res. Des.* 77, 461–468.
- Iijima, S., 1991. Helical microtubules of graphitic carbon. *Nature* 354, 56.
- Iijima, S., Ichihashi, T., 1993. Single-shell carbon nanotubes of 1-nm diameter. *Nature* 363, 603.
- Jing, Y., Chaplin, B.P., 2016. Electrochemical impedance spectroscopy study of membrane fouling characterization at a conductive sub-stoichiometric TiO₂ reactive electrochemical membrane: transmission line model development. *J. Membr. Sci.* 511, 238–249.
- Jing, Y., Guo, L., Chaplin, B.P., 2016. Electrochemical impedance spectroscopy study of membrane fouling and electrochemical regeneration at a sub-stoichiometric TiO₂ reactive electrochemical membrane. *J. Membr. Sci.* 510, 510–523.
- Joss, A., Siegrist, H., Ternes, T.A., 2008. Are we about to upgrade wastewater treatment for removing organic micropollutants? *Water Sci. Technol.* 57, 251–255.
- Jung, C.-W., Son, H.-J., Kang, L.-S., 2006. Effects of membrane material and pre-treatment coagulation on membrane fouling: fouling mechanism and NOM removal. *Desalination* 197, 154–164.
- Kapałka, A., Fóti, G., Comninellis, C., 2008. Kinetic modelling of the electrochemical mineralization of organic pollutants for wastewater treatment. *J. Appl. Electrochem.* 38, 7–16.
- Kapałka, A., Fóti, G., Comninellis, C., 2009. The importance of electrode material in environmental electrochemistry: formation and reactivity of free hydroxyl radicals on boron-doped diamond electrodes. *Electrochim. Acta* 54, 2018–2023.
- Kapałka, A., Fóti, G., Comninellis, C., Chen, G., 2010. Basic principles of the electrochemical mineralization of organic pollutants for wastewater treatment. In: Comninellis, C., Chen, G. (Eds.), *Electrochemistry for the Environment*. Springer, New York, pp. 1–23.
- Kinoshita, K., 1988. *Carbon: Electrochemical and Physicochemical Properties*. Wiley.
- Kitada, A., Hasegawa, G., Kobayashi, Y., Kanamori, K., Nakanishi, K., Kageyama, H., 2012. Selective preparation of macroporous monoliths of conductive titanium oxides Ti_nO_{2n} (n = 2, 3, 4, 6). *J. Am. Chem. Soc.* 134, 10894–10898.
- Kolbrecka, K., Przulski, J., 1994. Sub-stoichiometric titanium oxides as ceramic electrodes for oxygen evolution structural aspects of the voltammetric behaviour of Ti_nO_{2n}–1. *Electrochim. Acta* 39, 1591–1595.
- Korbahti, B.K., Tanyolaç, A., 2003. Continuous electrochemical treatment of phenolic wastewater in a tubular reactor. *Water Res.* 37, 1505–1514.
- Lasia, A., 1997. Porous electrodes in the presence of a concentration gradient. *J. Electroanal. Chem.* 428, 155–164.
- Lasia, A., 2008. Impedance of porous electrodes. *ECS Trans.* 13, 1–18.
- Lee, S.-J., Kim, J.-H., 2014. Differential natural organic matter fouling of ceramic versus polymeric ultrafiltration membranes. *Water Res.* 48, 43–51.
- Lee, N.H., Amy, G., Croue, J.P., Buisson, H., 2004. Identification and understanding of fouling in low-pressure membrane (MF/UF) filtration by natural organic matter (NOM). *Water Res.* 38, 4511–4523.
- Lee, S.-J., Dilaver, M., Park, P.-K., Kim, J.-H., 2013. Comparative analysis of fouling characteristics of ceramic and polymeric microfiltration membranes using filtration models. *J. Membr. Sci.* 432, 97–105.
- Li, D., Tang, J., Zhou, X., Li, J., Sun, X., Shen, J., Wang, L., Han, W., 2016. Electrochemical degradation of pyridine by Ti/SnO₂ Sb tubular porous electrode. *Chemosphere* 149, 49–56.
- Li, J., Liu, Q., Liu, Y., Xie, J., 2017. Development of electro-active forward osmosis membranes to remove phenolic compounds and reject salts. *Environ. Sci.-Water Res. Technol.* 3, 139–146.
- Liu, H., Vecitis, C.D., 2012. Reactive transport mechanism for organic oxidation during electrochemical filtration: mass-transfer, physical adsorption, and electron-transfer. *J. Phys. Chem. C* 116, 374–383.
- Liu, H., Vajpayee, A., Vecitis, C.D., 2013. Bismuth-doped tin oxide-coated carbon nanotube network: improved anode stability and efficiency for flow-through organic electrooxidation. *ACS Appl. Mater. Interfaces* 5, 10054–10066.
- Liu, Y., Lee, J.H.D., Xia, Q., Ma, Y., Yu, Y., Yung, L.Y.L., Xie, J., Nam Ong, C., Vecitis, D., Zhou, Z., 2014. A graphene-based electrochemical filter for water purification. *J. Mater. Chem. A* 2, 16554–16562.
- Liu, Y., Liu, H., Zhou, Z., Wang, T., Ong, C.N., Vecitis, C.D., 2015. Degradation of the common aqueous antibiotic tetracycline using a carbon nanotube electrochemical filter. *Environ. Sci. Technol.* 49, 7974–7980.
- Liu, Z., Zhu, M., Wang, Z., Wang, H., Deng, C., Li, K., 2016a. Effective degradation of aqueous tetracycline using a nano-TiO₂/carbon electrocatalytic membrane. *Materials* 9, 364.
- Liu, Z., Zhu, M., Wang, Z., Wang, H., Deng, C., Li, K., 2016b. Novel antimony doped tin oxide/carbon aerogel as efficient electrocatalytic filtration membrane. *AIP Adv.* 6, 055015.
- Liu, Z., Zhu, M., Zhao, L., Deng, C., Ma, J., Wang, Z., Liu, H., Wang, H., 2017. Aqueous tetracycline degradation by coal-based carbon electrocatalytic filtration membrane: effect of nano antimony-doped tin dioxide coating. *Chem. Eng. J.* 314, 59–68.
- Lu, X., Zhao, C., 2013. Highly efficient and robust oxygen evolution catalysts achieved by anchoring nanocrystalline cobalt oxides onto mildly oxidized multi-walled carbon nanotubes. *J. Mater. Chem. A* 1, 12053–12059.
- Lu, Y., Matsuda, Y., Sagara, K., Hao, L., Otomitsu, T., Yoshida, H., 2012. Fabrication and thermoelectric properties of magneli phases by adding Ti into TiO₂. *Adv. Mater. Res.* 415–417, 1291–1296.
- Luo, Y., Guo, W., Ngo, H.H., Nghiem, L.D., Hai, F.I., Zhang, J., Liang, S., Wang, X.C., 2014. A review on the occurrence of micropollutants in the aquatic environment and their fate and removal during wastewater treatment. *Sci. Total Environ.* 473, 619–641.
- Mameda, N., Park, H.-J., Choo, K.-H., 2017. Membrane electro-oxidizer: a new hybrid membrane system with electrochemical oxidation for enhanced organics and fouling control. *Water Res.* 126, 40–49.
- Martínez-Huitle, C.A., Ferro, S., 2006. Electrochemical oxidation of organic pollutants for the wastewater treatment: direct and indirect processes. *Chem. Soc. Rev.* 35, 1324–1340.
- Martínez-Huitle, C.A., Rodrigo, M.A., Sirés, I., Scialdone, O., 2015. Single and coupled electrochemical processes and reactors for the abatement of organic water pollutants: a critical review. *Chem. Rev.* 115, 13362–13407.
- Mascia, M., Vacca, A., Palmas, S., Polcaro, A.M., 2007. Kinetics of the electrochemical oxidation of organic compounds at BDD anodes: modelling of surface reactions. *J. Appl. Electrochem.* 37, 71–76.
- Miller-Folk, R.R., Nofle, R.E., Pletcher, D., 1989. Electron transfer reactions at Ebonex ceramic electrodes. *J. Electroanal. Chem. Interfacial Electrochem.* 274, 257–261.
- Nayak, S., Chaplin, B.P., 2018. Fabrication and characterization of porous, conductive, monolithic Ti407 electrodes. *Electrochim. Acta* 263, 299–310.
- Novoselov, K.S., Geim, A.K., Morozov, S.V., Jiang, D., Zhang, Y., Dubonos, S.V., Grigorieva, I.V., Firsov, A.A., 2004. Electric field effect in atomically thin carbon films. *Science* 306, 666–669.
- Ohmori, S., Saito, T., 2012. Electrochemical durability of single-wall carbon nanotube electrode against anodic oxidation in water. *Carbon* 50, 4932–4938.
- Oturan, N., Brillas, E., Oturan, M.A., 2012. Unprecedented total mineralization of atrazine and cyanuric acid by anodic oxidation and electro-Fenton with a boron-doped diamond anode. *Environ. Chem. Lett.* 10, 165–170.
- Ozcan, A., Sahin, Y., Kopal, A.S., Oturan, M.A., 2008. Protham mineralization in aqueous medium by anodic oxidation using boron-doped diamond anode: influence of experimental parameters on degradation kinetics and mineralization efficiency. *Water Res.* 42, 2889–2898.
- Padilha, A.C.M., Raebiger, H., Rocha, A.R., Dalpian, G.M., 2016. Charge storage in oxygen deficient phases of TiO₂: defect physics without defects. *Sci. Rep.* 6, 28871.
- Panizza, M., Cerisola, G., 2009. Direct and mediated anodic oxidation of organic pollutants. *Chem. Rev.* 109, 6541–6569.
- Panizza, M., Michaud, P.A., Cerisola, G., Comninellis, C., 2001. Anodic oxidation of 2-naphthol at boron-doped diamond electrodes. *J. Electroanal. Chem.* 507, 206–214.
- Panizza, M., Barbucci, A., Ricotti, R., Cerisola, G., 2007. Electrochemical degradation of methylene blue. *Separ. Purif. Technol.* 54, 382–387.
- Panizza, M., Kapałka, A., Comninellis, C., 2008. Oxidation of organic pollutants on BDD anodes using modulated current electrolysis. *Electrochim. Acta* 53, 2289–2295.
- Peigney, A., Laurent, C., Flahaut, E., Bacsa, R.R., Rousset, A., 2001. Specific surface area of carbon nanotubes and bundles of carbon nanotubes. *Carbon* 39, 507–514.
- Pollock, R.J., Houlihan, J.F., Bain, A.N., Coryea, B.S., 1984. Electrochemical properties of a new electrode material, Ti407. *Mater. Res. Bull.* 19, 17–24.
- Pouilleau, J., Devilliers, D., Groult, H., Marcus, P., 1997. Surface study of a titanium-based ceramic electrode material by X-ray photoelectron spectroscopy. *J. Mater. Sci.* 32, 5645–5651.
- Prasek, J., Drbohlavova, J., Chomoucka, J., Hubalek, J., Jasek, O., Adam, V., Kizek, R., 2011. Methods for carbon nanotubes synthesis review. *J. Mater. Chem.* 21, 15872–15884.
- Radjenovic, J., Sedlak, D.L., 2015. Challenges and opportunities for electrochemical processes as next-generation technologies for the treatment of contaminated water. *Environ. Sci. Technol.* 49, 11292–11302.
- Ren, G., Zhou, M., Liu, M., Ma, L., Yang, H., 2016. A novel vertical-flow electro-Fenton reactor for organic wastewater treatment. *Chem. Eng. J.* 298, 55–67.
- Risch, T., Newman, J., 1984. A theoretical comparison of flow-through and flow-by porous electrodes at the limiting current. *J. Electrochem. Soc.* 131, 2551–2556.
- Rodrigo, M.A., Michaud, P.A., Duo, I., Panizza, M., Cerisola, G., Comninellis, C., 2001. Oxidation of 4-chlorophenol at boron-doped diamond electrode for wastewater treatment. *J. Electrochem. Soc.* 148, D60–D64.
- Ronen, A., Walker, S.L., Jassby, D., 2016. Electroconductive and electroresponsive membranes for water treatment. *Rev. Chem. Eng.* 32.
- Rowles, M.R., Styles, M.J., Madsen, I.C., Scarlett, N.V.Y., McGregor, K., Riley, D.P., Snook, G.A., Urban, A.J., Connolly, T., Reinhard, C., 2012. Quantification of passivation layer growth in inert anodes for molten salt electrochemistry by in situ energy-dispersive diffraction. *J. Appl. Crystallogr.* 45, 28–37.
- Saleh, M.M., 2007. Simulation of oxygen evolution reaction at porous anode from flowing electrolytes. *J. Solid State Electrochem.* 11, 811–820.
- Santos, M.C., Elabd, Y.A., Jing, Y., Chaplin, B.P., Fang, L., 2016. Highly porous Ti407 reactive electrochemical water filtration membranes fabricated via electrospinning/electrospraying. *AIChE J.* 62, 508–524.
- Schnoor, M.H., Vecitis, C.D., 2013. Quantitative examination of aqueous ferrocyanide oxidation in a carbon nanotube electrochemical filter: effects of flow rate, ionic strength, and cathode material. *J. Phys. Chem. C* 117, 2855–2867.
- Shvedova, A., Castranova, V., Kisin, E., Schwegler-Berry, D., Murray, A., Gandelsman, V., Maynard, A., Baron, P., 2003. Exposure to carbon nanotube material: assessment of nanotube cytotoxicity using human keratinocyte cells. *J. Toxicol. Environ. Health A* 66, 1909–1926.
- Siahrostami, S., Li, G.-L., Viswanathan, V., Nørskov, J.K., 2017. One- or two-electron

- water oxidation, hydroxyl radical, or H₂O₂ evolution. *J. Phys. Chem. Lett.* 8, 1157–1160.
- Sirés, I., Brillas, E., Oturan, M.A., Rodrigo, M.A., Panizza, M., 2014. Electrochemical advanced oxidation processes: today and tomorrow. A review. *Environ. Sci. Pollut. Res.* 21, 8336–8367.
- Smith, J.R., Walsh, F.C., Clarke, R.L., 1998. Electrodes based on Magnéli phase titanium oxides: the properties and applications of Ebonex® materials. *J. Appl. Electrochem.* 28, 1021–1033.
- Sun, X., Wu, J., Chen, Z., Su, X., Hinds, B.J., 2013. Fouling characteristics and electrochemical recovery of carbon nanotube membranes. *Adv. Funct. Mater.* 23, 1500–1506.
- Tang, C., Zhou, D., Zhang, Q., 2012. Synthesis and characterization of Magnéli phases: reduction of TiO₂ in a decomposed NH₃ atmosphere. *Mater. Lett.* 79, 42–44.
- Tominaga, M., Yatsugi, Y., Watanabe, N., 2014. Oxidative corrosion potential vs. pH diagram for single-walled carbon nanotubes. *RSC Adv.* 4, 27224–27227.
- Trainham, J.A., Newman, J., 1977a. A flow-through porous electrode model: application to metal-ion removal from dilute streams. *J. Electrochem. Soc.* 124, 1528–1540.
- Trainham, J.A., Newman, J., 1977b. A thermodynamic estimation of the minimum concentration attainable in a flow-through porous electrode reactor. *J. Appl. Electrochem.* 7, 287–297.
- Trainham, J.A., Newman, J., 1978. The effect of electrode placement and finite matrix conductivity on the performance of flow-through porous electrodes. *J. Electrochem. Soc.* 125, 58–68.
- Trellu, C., Ganzenko, O., Papirio, S., Pechaud, Y., Oturan, N., Huguenot, D., van Hullebusch, E.D., Esposito, G., Oturan, M.A., 2016a. Combination of anodic oxidation and biological treatment for the removal of phenanthrene and Tween 80 from soil washing solution. *Chem. Eng. J.* 306, 588–596.
- Trellu, C., Péchaud, Y., Oturan, N., Mousset, E., Huguenot, D., Hullebusch, E.D., van Esposito, G., Oturan, M.A., 2016b. Comparative study on the removal of humic acids from drinking water by anodic oxidation and electro-Fenton processes: mineralization efficiency and modelling. *Appl. Catal. B Environ.* 194, 32–41.
- Trellu, C., Coetsier, C., Rouch, J.-C., Esmilaire, R., Rivallin, M., Cretin, M., Causserand, C., 2018. Mineralization of organic pollutants by anodic oxidation using reactive electrochemical membrane synthesized from carbothermal reduction of TiO₂. *Water Res.* 131, 310–319.
- Vasudevan, S., Oturan, M.A., 2014. Electrochemistry: as cause and cure in water pollution: an overview. *Environ. Chem. Lett.* 12, 97–108.
- Vecitis, C.D., Gao, G., Liu, H., 2011. Electrochemical carbon nanotube filter for adsorption, desorption, and oxidation of aqueous dyes and anions. *J. Phys. Chem. C* 115, 3621–3629.
- Wang, F., Tarabara, V.V., 2008. Pore blocking mechanisms during early stages of membrane fouling by colloids. *J. Colloid Interface Sci.* 328, 464–469.
- Wang, B., Tang, J., Wang, F., 1987. Electrochemical polymerization of aniline. *Synth. Met.* 18, 323–328.
- Wang, H., Guan, Q., Li, J., Wang, T., 2014. Phenolic wastewater treatment by an electrocatalytic membrane reactor. *Catal. Today* 236, 121–126.
- Waraksa, C.C., Chen, G., Macdonald, D.D., Mallouk, T.E., 2003. EIS studies of porous oxygen electrodes with discrete particles II. Transmission line modeling. *J. Electrochem. Soc.* 150, E429–E437.
- Wilson, E.J., Geankoplis, C.J., 1966. Liquid mass transfer at very low Reynolds numbers in packed beds. *Ind. Eng. Chem. Fundam.* 5, 9–14.
- Wu, Z., Chen, H., Dong, Y., Mao, H., Sun, J., Chen, S., Craig, V.S.J., Hu, J., 2008. Cleaning using nanobubbles: defouling by electrochemical generation of bubbles. *J. Colloid Interface Sci.* 328, 10–14.
- Xiao, K., Wang, X., Huang, X., Waite, T.D., Wen, X., 2011. Combined effect of membrane and foulant hydrophobicity and surface charge on adsorptive fouling during microfiltration. *J. Membr. Sci.* 373, 140–151.
- Xu, A., Han, W., Li, J., Sun, X., Shen, J., Wang, L., 2016. Electrogeneration of hydrogen peroxide using Ti/IrO₂-Ta₂O₅ anode in dual tubular membranes Electro-Fenton reactor for the degradation of tricyclazole without aeration. *Chem. Eng. J.* 295, 152–159.
- Yamamura, H., Kimura, K., Watanabe, Y., 2007. Mechanism involved in the evolution of physically irreversible fouling in microfiltration and ultrafiltration membranes used for drinking water treatment. *Environ. Sci. Technol.* 41, 6789–6794.
- Yanez, J.E.H., Wang, Z., Lege, S., Obst, M., Roehler, S., Burkhardt, C.J., Zwiener, C., 2017. Application and characterization of electroactive membranes based on carbon nanotubes and zerovalent iron nanoparticles. *Water Res.* 108, 78–85.
- Yang, J., Wang, J., Jia, J., 2009. Improvement of electrochemical wastewater treatment through mass transfer in a seepage carbon nanotube electrode reactor. *Environ. Sci. Technol.* 43, 3796–3802.
- Yang, Y., Li, J., Wang, H., Song, X., Wang, T., He, B., Liang, X., Ngo, H.H., 2011. An electrocatalytic membrane reactor with self-cleaning function for industrial wastewater treatment. *Angew. Chem. Int. Ed.* 50, 2148–2150.
- Yang, Y., Wang, H., Li, J., He, B., Wang, T., Liao, S., 2012. Novel functionalized nano-TiO₂ loading electrocatalytic membrane for oily wastewater treatment. *Environ. Sci. Technol.* 46, 6815–6821.
- Yang, X., Kirsch, J., Fergus, J., Simonian, A., 2013. Modeling analysis of electrode fouling during electrolysis of phenolic compounds. *Electrochim. Acta* 94, 259–268.
- Ye, J., Wang, G., Li, X., Liu, Y., Zhu, R., 2015. Temperature effect on electrochemical properties of Ti407 electrodes prepared by spark plasma sintering. *J. Mater. Sci. Mater. Electron.* 26, 4683–4690.
- Yi, Y., Tornow, J., Willinger, E., Willinger, M.G., Ranjan, C., Schlogl, R., 2015. Electrochemical degradation of multiwalled carbon nanotubes at high anodic potential for oxygen evolution in acidic media. *ChemElectroChem* 2, 1929–1937.
- You, S., Liu, B., Gao, Y., Wang, Y., Tang, C.Y., Huang, Y., Ren, N., 2016. Monolithic porous Magnéli-phase Ti407 for electro-oxidation treatment of industrial wastewater. *Electrochim. Acta* 214, 326–335.
- Yuan, W., Kocic, A., Zydney, A.L., 2002. Analysis of humic acid fouling during microfiltration using a pore blockage cake filtration model. *J. Membr. Sci.* 198, 51–62.
- Zaky, A.M., Chaplin, B.P., 2013. Porous substoichiometric TiO₂ anodes as reactive electrochemical membranes for water treatment. *Environ. Sci. Technol.* 47, 6554–6563.
- Zaky, A.M., Chaplin, B.P., 2014. Mechanism of p-substituted phenol oxidation at a Ti407 reactive electrochemical membrane. *Environ. Sci. Technol.* 48, 5857–5867.
- Zhang, Q., Vecitis, C.D., 2014. Conductive CNT-PVDF membrane for capacitive organic fouling reduction. *J. Membr. Sci.* 459, 143–156.
- Zhang, Y., Wei, K., Han, W., Sun, X., Li, J., Shen, J., Wang, L., 2016. Improved electrochemical oxidation of tricyclazole from aqueous solution by enhancing mass transfer in a tubular porous electrode electrocatalytic reactor. *Electrochim. Acta* 189, 1–8.
- Zhao, G., Zhang, Y., lei, Y., Lv, B., Gao, J., Zhang, Y., Li, D., 2010. Fabrication and electrochemical treatment application of a novel lead dioxide anode with superhydrophobic surfaces, high oxygen evolution potential, and oxidation capability. *Environ. Sci. Technol.* 44, 1754–1759.
- Zhao, F., Liu, L., Yang, F., Ren, N., 2013. E-Fenton degradation of MB during filtration with Gr/PPy modified membrane cathode. *Chem. Eng. J.* 230, 491–498.
- Zhou, X., Liu, S., Xu, A., Wei, K., Han, W., Li, J., Sun, X., Shen, J., Liu, X., Wang, L., 2017. A multi-walled carbon nanotube electrode based on porous Graphite-RuO₂ in electrochemical filter for pyrrole degradation. *Chem. Eng. J.* 330, 956–964.
- Zhu, R., Liu, Y., Ye, J., Zhang, X., 2013. Magnéli phase Ti407 powder from carbothermal reduction method: formation, conductivity and optical properties. *J. Mater. Sci. Mater. Electron.* 12, 4853–4856.