



HAL
open science

Are right- and left-handedness relevant as general categories in a non-industrialized country?

Winati Nurhayu, Sarah Nila, Michel Raymond, Bambang Suryobroto

► To cite this version:

Winati Nurhayu, Sarah Nila, Michel Raymond, Bambang Suryobroto. Are right- and left-handedness relevant as general categories in a non-industrialized country?. *Acta ethologica*, 2018, 21 (1), pp.21-28. 10.1007/s10211-017-0279-y . hal-01830278

HAL Id: hal-01830278

<https://hal.umontpellier.fr/hal-01830278>

Submitted on 4 Jul 2018

HAL is a multi-disciplinary open access archive for the deposit and dissemination of scientific research documents, whether they are published or not. The documents may come from teaching and research institutions in France or abroad, or from public or private research centers.

L'archive ouverte pluridisciplinaire **HAL**, est destinée au dépôt et à la diffusion de documents scientifiques de niveau recherche, publiés ou non, émanant des établissements d'enseignement et de recherche français ou étrangers, des laboratoires publics ou privés.

Are right- and left-handedness relevant as general categories in a non-industrialized country?

5

10

Winati Nurhayu^a, Sarah Nila^a, Michel Raymond^b, Bambang Suryobroto^a

15

a. Department of Biology, Faculty of Mathematics and Natural Sciences, Bogor Agricultural University, Indonesia.

b. Institute of Evolutionary Sciences (ISEM), CNRS, University of Montpellier, IRD, EPHE, Montpellier, France.

20

Running head: Handedness in a non-industrialized country

Abstract

Whether right- and left-handedness are defined as a function of individual tasks or represent general categories across tasks has been long debated. However, the literature on handedness primarily
25 concerns industrialized societies in which manual work has been extensively automated, and the majority of individuals in those countries do not use their arms and hands intensively for highly specialized tasks on an everyday basis. Thus, the question remains whether results from those countries regarding handedness are transferable to countries where the majority of individuals are still exploiting their lateralized skills. Here, we sampled 506 individuals from 143 locations on the
30 islands of Flores and Adonara, Indonesia, to assess their hand preference for and hand performance on several tasks in order to evaluate, in a non-industrialized country, the level of manual specialization and the relevance of right- or left-handedness as general categories. Generalized-declared handedness was consistent with task-declared handedness across 10 specific tasks and with a measure of strength and a measure of skilfulness, suggesting that general handedness is a
35 valid concept. This hand specialization for tasks is discussed in the context of intense and daily tool use in this agricultural society.

40 Introduction

Manual specialization, when the same hand is used for different unimanual tasks, describes handedness at the individual level (Marchant & McGrew, 2013). When manual specialization extends to most tasks, an individual is either right- or left-handed, and a generalized handedness is a meaningful concept. When an individual uses one hand for a task and the other hand for another
45 task (referred to as ambidexterity across tasks, or ambilaterality), the concept of generalized handedness weakens. There is an abundance of literature concerning handedness in contemporary

humans (McManus, 1996; Llaurens, Raymond, & Faurie, 2009), and two contrasting results are emerging.

First, there are no two clear categories such as left- and right-handers: for a given manual
50 action, each individual shows a preference for the use of one hand, and it is not always the same
hand for two different actions (Salmaso & Longoni, 1985). This suggests that right- or left-handers
are not general categories, but rather are defined as a function of the tasks. This justifies the use of
continuous index across various tasks to quantitatively measure handedness, such as the classical
Edinburgh Handedness Inventory (Oldfield, 1971). However, much of the research is concerned
55 primarily with industrialized populations (Marchant, McGrew, & Eibl-Eibesfeldt, 1995; Cavanagh,
Berbesque, Wood, & Marlowe, 2016). This is a pivotal point, as manual work, particularly in
agriculture, has been extensively automated in industrialized countries. There are still some specific
professional activities requiring high manual specialization, such as surgery, butchery, stone-
masonry, hairdressing, some sports, and others. However, the majority of individuals in those
60 countries, comparatively to non-industrialized countries, are probably not using their arms and
hands intensively on highly specialized tasks on an everyday basis (usage of keys, mouse, comb,
airdryer, phone etc. does not require a very high and intense manual specialization). This general
decrease of specialized and demanding manual tasks in the daily life of modern societies probably
explains the secular decline of handgrip strength, and more generally of muscular strength
65 components, observed during the last century in e.g. US, Canada, Denmark, and Spain (Malina,
2004; Silverman, 2011; Moliner-Urdiales et al. 2010).

Second, when the tasks considered are highly skilled and complex, and the individuals
tested are specialized in these tasks, there is a very strong correlation between the different tasks
(Bryden, 1977; Wood & Aggleton, 1989; Marchant & McGrew, 1998), suggesting right- and left-
70 handedness are useful categories in this context. Interestingly, when asked whether they consider
themselves right- or left-handed, many people from western countries respond according to the

hand they use to write, as writing and related activities are probably now the most common uni-manual task considered as skilled and complex.

Thus the question remains on the level of hand specialisation in non-industrial countries. If
75 mechanisation, by massively decreasing the need for intense manual work, has decreased manual specialisation, then a higher level of hand specialisation is expected on those countries not affected by the process of extended mechanisation. On the opposite, if mechanisation does not affect the level of hand specialisation, no difference are expected when comparing industrialised and non-industrialized countries. Comparison with studies measuring handedness in traditional or non-
80 industrialized society is not straightforward, as the various measures of handedness developed in modern countries are not always useful for a cross cultural analysis. Questionnaires are often unsuitable (such as the classical Edinburgh Handedness Inventory which considers non-universal tasks such as tooth-brushing, holding a golf club, or using a broom, see Oldfield (1971)), unreliable as indicators, and/or biased toward Western cultural frameworks (Marchant, McGrew, &
85 EiblEibesfeldt, 1995; Steele & Uomini, 2005; Cochet & Byrne, 2013). Additionally, to our knowledge, only seven publications on handedness from traditional populations have been published (excluding studies focused on subadults), corresponding to 12 studies on 11 populations (Table 1). Manual specialization could not be evaluated in these populations, because only one task was studied (5 cases), or individual data for more than one task were either not recorded or not
90 reported (6 cases). The only remaining study (Connolly & Bishop, 1992), performed in the Western Highlands of Papua New Guinea, used solicited performance from people seated on the ground in the focal centre in the villages, thus in the presence of a social audience (plus a foreign scientist), thus introducing social interferences, as described in the authors: *“there was a certain shyness and reluctance made all the more significant by the inevitable crowd of spectators who were almost
95 always in attendance. The spectators were invariably jolly, laughing and joking amongst themselves about the activities and the person performing the tests. One very striking feature was the dramatic*

change in demeanour when a spectator was persuaded to become a subject; the laughing and interactions with others stopped and an air of focused concentration took over". In addition, the solicited task performance included manipulation of unknown items, such matches, pencils, spoon, playing cards, etc., thus questioning the ecological validity of the data (Cochet & Byrne, 2013). In conclusion, to our knowledge, there are no sufficient published data from which to evaluate the level of manual specialization (within subjects, across tasks) in non-industrialized societies. Thus, the question remains regarding whether the results for handedness from industrialized countries are transferable to populations where the majority of individuals are still exploiting their lateralized skills.

Here, we sampled individuals born on the island of Flores, Indonesia, to assess their hand preference for or hand performance on several tasks to evaluate, in a non-industrialized country, the level of manual specialization and the relevance of right- or left-handedness as general categories.

110 **Materials and Methods**

Participants

The study was performed in January 2015 and January 2016 on the island of Flores (and the small and adjacent island of Adonara), Indonesia. A total of 143 locations were sampled from most of the regencies (Kabupaten) on the islands. Locally, groups of at least 3 individuals were targeted, often resulting in a larger sample due an unavoidable social snowballing effects. Most of the time the people in groups outside homes were males, and the social snowbowling effect concerned mainly males, resulting in a male biased sample. Sampling was performed independently to the proportion of left-hander, although the snowballing effect resulted in a higher proportion of left-handers (left-handers neighbours were sometimes solicited by participants as soon as the purpose of the study was disclosed). These non-randomly sampled participants were kept in the final sample, as no population-level inferences were sought. At the beginning of each interview, the

participants were informed of the general aim of the study, the type of data collected and that the data would only be used anonymously for a scientific purpose. A written voluntary agreement was obtained prior data collection. The interviews were conducted in the Bahasa Indonesia language in the presence of one Indonesian researcher. No financial incentive was provided.

Handedness measures

We designated interviewed subjects as focal respondents. They were asked whether they were overall left- or right-handed. These focal individuals also provided hand preference information for their close kin and other family members (reported elsewhere). Next they were asked about their specific hand preference (right, left, both) for ten tasks based on Rife (1940): ball throwing, racquet holding during badminton (a popular game in Indonesia), the use of three distinct large tools (knife/machete, hammer, saw), marble play, writing, and the use of three distinct small tools (spoon, scissors, needle). According to the anatomical and functional analysis by Napier (1956), these tasks are further classified as requiring either a power grip (the object is held as if in a clamp between the flexed fingers and the palm, and counter pressure is applied by the thumb lying more or less in the plane of the palm), corresponding to the first five tasks, or precision grip (the object is pinched between the flexor aspects of the fingers and that of the opposing thumb), corresponding to last five tasks. As handedness measured from questionnaires are known to be not fully correlated with performance (e.g. Raczkowski, Kalat, & Nebes, 1974; Cavill & Bryden, 2003), behavioural cross-validation was sought and two measures of hand performance were recorded. The writing-declared handedness was cross-checked by recording the hand used to sign the voluntary agreement sheet: in all cases recorded (N = 324), an exact concordance with writing-declared handedness was observed. Handedness could sometime be observed during an unsolicited behaviour (e.g., after the interview an individual resumed his manual work using a tool): in all cases (N = 14), an exact concordance with the declared handedness for the corresponding action was observed. Hand-grip strength was measured using a hand dynamometre “Grip-D”, T.K.K 5401

series (Takei Scientific Instrument, Niigata, Japan). The mean of four consecutive grips was recorded for each hand (G_R and G_L), and the relative hand difference was computed as $(G_R - G_L) / (G_R + G_L)$. Which hand (R or L) was used as the starting hand for this measure was recorded as a potential confounding variable. Hand skill was measured using a peg-moving task. The respondents were asked to move the pegs with tweezers, along a line of holes, from the first hole to the next hole one by one until the pegs were moved to the last hole (five steps for each line, three lines concerned, see Figure S1). This movement was performed with one hand and was repeated 3 times for each hand, alternating between hands. The mean of three trials was computed for each hand (S_R and S_L), and the relative hand difference was computed as $(S_R - S_L) / (S_R + S_L)$. The starting hand was also recorded.

Statistical analyses

The influence of sex and age on handedness was evaluated using logistic regression. The influence of sex, handedness, their interaction, and confounding variables (age, starting hand of the measure) on relative handgrip or relative hand skill was evaluated using linear regression. The concordance of handedness over the tasks was measured and tested using Fleiss's Kappa for categorical data (Fleiss, 1971), via the R package irr. The ability of each handedness variable, or of a group of handedness variables, to correctly assign the generalized-declared handedness of an individual was evaluated using linear discriminant analysis. The R package MASS (version 7.3-44) was used, with the option leave-one-out cross-validation, for the results (classes and posterior probabilities). The resulting percentage of correct classification was compared to the percentage obtained under random assignment, i.e. the percentage of the most frequent handedness class (RH, 79.2%). Exact confidence intervals of binomial proportions were computed using the R package binom (version 1.1-1). All analyses were performed using R version 3.3.0.

Results

Sample description

175 A total of 506 individuals were directly interviewed (focal), corresponding to 145 females and 361 males. Individuals ($N = 26$) not born on Flores or Adonara were removed from the sample, resulting in a final sample of 480 focal individuals (Table S1): 135 females and 345 males. For the age distribution (from 13.3 to 76.4 years old), the mean was 37.3 years (34.8 years for women and 38.4 years for men), the median was 36.0 years (33.6 years for women and 37.3 years for men) and the standard deviation was 13.7 years (13.1 for women and 13.8 for men).

180 Declared hand preference

A total of 478 individuals declared their general handedness: 101 left-handed (31 females and 70 males) and 377 right-handed (104 females and 273 males), resulting in an overall sample frequency of 21.1% left-handers, see Table 2 (no population inference was possible, due to an over-sampling of left-handers). Generalized-declared handedness was used as a response variable in a binomial regression to assess the influence of sex and age. The males and females did not differ significantly ($P = 0.82$) for the declared hand preferred. Generalized-declared right-handedness was significantly ($P = 0.0082$) associated with older age, with a 0.024 increase of linear unit (i.e., log of odd ratio) for each additional year.

190 A total of 480 individuals declared their handedness for up to 10 tasks, resulting in a total of 4,737 reports. From these reports, 15 (or 0.32%) were declared as ambidextrous. For any given task, the frequency of ambidextrous reports was between 0 (for 4 tasks) and 0.8%. Due to their low frequency, those ambidextrous reports were further coded as left-handed. Overall, the sample percentage of task-declared left-handedness ranged from 11.0% to 21.7% (Table 2). A total of 472 individuals reported their hand preference for all ten tasks. Concordance over the 10 tasks was significant (Fleiss's Kappa = 0.884, $z = 129$, $P < 10^{-4}$), and was even stronger when writing handedness, which is prone to cultural influences, was omitted (Fleiss's Kappa = 0.935, $z = 122$, $P < 10^{-4}$). Generalized-declared handedness was significantly correlated with each of the 10 tasks-

declared handedness (with writing handedness: $r = 0.68$, $P < 10^{-10}$; with all others: $r \geq 0.93$, $P < 10^{-10}$).

200 To assess the link between general and task-specific handedness, the number of individuals reporting a left hand preference for a given number of specific tasks was computed for both general right- and left-handedness (Table 3). Independence between general and specific hand preference was significantly rejected (Fisher exact test on a contingency table, $P < 10^{-10}$). Only 49 individuals (or 10.4%) declared a left-handed preference for all the specific tasks and general left-handedness. 205 However, when writing handedness was removed, this number rose to 82 (or 17.4%). Overall, 32 individuals (6.8%) declared a hand preference for at least one specific task (writing excluded) that was different from their generalized-declared handedness. The figure dropped to 13 individuals (2.8%) when this discrepancy occurred for at least two specific tasks, and it dropped to 7 individuals (1.5%) for at least three specific tasks. Only 2 individuals (0.4%) declared an equal 210 number of right and left preferences across the specific tasks: one declared general right-handedness and the other declared general left-handedness. If a (arbitrary) criterion of concordant laterality for at least seven of the specific tasks is used to assign handedness, then generalized-declared handedness is consistent with assigned handedness for 98.5% (or 463/470) of the cases, corresponding to 99.5% (370/372) right-handers and 94.9% (93/98) left-handers.

215 Hand performance

Relative hand grip (RHG) was computed for 469 individuals. RHG was not influenced by age ($P = 0.59$) or whether individuals started using their preferred hand ($P = 0.17$). Sex, generalized-declared handedness and the interaction between the two had a significant effect ($P = 0.0023$, 3.9×10^{-7} and 0.00078 , respectively). For both sexes, individuals who declared a right-hand 220 preference had higher hand-grip strength for the right hand (Figure 1). Individuals who declared a left-hand preference had higher hand-grip strength for the left hand, although this was significant only for males (Figure 1).

Relative hand skill (RHS) was computed for 457 individuals. RHS was not influenced by age ($P = 0.15$), sex ($P = 0.68$), or by the interaction between generalized-declared handedness and sex ($P = 0.26$). The starting hand had an effect for right handers (RHS was lower when individuals started the peg-moving test using their non-preferred hand, $P = 1.8 \times 10^{-5}$) but not for left-handers ($P = 0.69$). The participants were significantly ($P = 1.9 \times 10^{-11}$) faster on the peg-moving task with their preferred hand than with their non-preferred hand (Figure 2).

RHG and RHS were negatively correlated (Pearson's correlation = -0.32 , $t = -7.2$, $df = 451$, $P = 2.1 \times 10^{-12}$), thus low values of RHS (skilled right handers) are associated with high values of RHG (strengthful right handers).

Predicting generalized handedness from specific tasks

Each of the 10 specific hand-preference variables was evaluated for its ability to predict declared-generalized handedness above chance level (Table 4). Each of the variables was able to predict at least 97.8% of generalized-declared handedness. The only exception was writing handedness, which predicted only 90.1% of the cases. Taken simultaneously, these 10 specific handedness variables significantly ($P < 10^{-10}$) predicted the general handedness above chance level. Distinguishing tasks requiring either a power grip or a precision grip did not significantly improve prediction accuracy. The same procedure was applied for the two measures of relative hand performance (hand grip and hand skill). Neither was able to predict handedness above chance level (Table 4). Taken simultaneously, the 2 performance variables predicted generalized-declared handedness significantly above chance level, although 13.9% individuals were incorrectly assigned. When all the handedness variables (the 10 specific handedness variables, hand grip and hand skill) were considered simultaneously, 99.1% of the individuals were correctly assigned. There were 4 individuals incorrectly assigned (or 0.9%).

Discussion

Handedness is usually viewed from three different aspects: (a) the relative preference for one hand in the execution of various unimanual tasks, (b) the greater skilfulness of one hand in the performance of these tasks, or (c) the greater strength of one hand (Annett, 1970; Chau, Petry, Bourgkard, Huguenin, Remy, & Andre, 1997; Peters, 1998). These aspects are not exclusive, as higher skilfulness or higher strength explain relative preference, and vice-versa. In the present sample, declared-generalized handedness was overall consistent with task-declared handedness across 10 specific tasks for each individual, and with a measure of strength and a measure of skilfulness, suggesting that general handedness seems to be a valid concept in this population.

When a participant declared their general handedness, right or left, this meant that most daily lateralized tasks were performed with the declared hand. The 10 tasks used were all familiar to the population sampled. Most of them are farmers and use a knife, machete, saw, and hammer frequently; many of the women on Flores are weavers and are familiar with sewing and the use of scissors. Writing is common because education until elementary school is compulsory. In a traditional society based on agriculture, heavy daily tool use is common for both sexes. In addition, as the market economy is limited on Flores, many items such as fishing boats, fences, beams, floorboards, handles, and others are still self-made. During the interviews in the villages, we came across several individuals using a tool (machete, axe, saw, needle, knife, spoon, etc.) while working, cooking or playing. Even though a precise quantification remains to be done, hand specialization is probably an adaptation for this intense and daily tool use, generating a general manual handedness. Additionally, some tasks are probably functionally redundant: it seems logical that if one hand is specialized for cutting, the same hand will also be specialized for sawing. This is because some features, such as muscle strength and mass, developed for a particular specialization could also be mobilized for other similar tasks (Gritsenko, Hardesty, Boots, & Yakovenko, 2016). This process may explain why the frequent performance of several different unimanual tasks generates a general hand specialization.

Handedness for the ten tasks was measured using self-reporting, rather than observing hand-use. Observation of unsolicited hand usage is not frequently reported, and generally
275 corresponds to analysis of ethnographic video footages, providing a low sample size (G/wi, Hadza, Himba and Yonamamö, Table 1). Observation of solicited behaviours is also reported (Jimi valley and Eipo, Table 1), although an ecological validation is required, particularly when the solicited behaviour introduces social interferences, as it is often the case in traditional settings. In industrialized countries, questionnaire and performance-based measures of preference on adults are
280 correlated (e.g. agreement of 98% for throwing, Raczkowski, Kalat, & Nebes, 1974) and test-retest questionnaires on e.g. throwing and hammering handedness have produced 100% concordant responses (Coren & Porac, 1978). Here, whenever the validity of self-reporting was evaluated by the observation of unsolicited lateralized tasks, observed handedness was 100% consistent. Similarly, declared-generalized handedness was fully concordant with observed handedness in
285 Bobodioulasso area, Burkina Faso (Faurie, Schiefenhoewel, leBomin, Billiard, & Raymond, 2005). Apparently, one's own handedness is confidently known, suggesting that biases are minimal for handedness information collected through self-declarations.

Hand-grip strength is known to decrease with age and to be higher in men than in women (Innes, 1999). Interestingly, relative hand grip strength is independent of age and is thus a useful
290 comparative measure of handedness. On Flores, the right-handed participants of both sexes had higher hand-grip strength for the right hand (RHG >1, Figure 1). This result seems robust, as it has been reported for other Asian populations (e.g. Singapore: Incel, Ceceli, Durukan, Erdem, & Yorgancioglu, 2002) and western countries (e.g. Germany, Greece, Switzerland: Günther, Bürger, Rickert, Crispin, & Schulz, 2008; Mitsionis, Pakos, Stafilas, Paschos, Papakostas, & Beris, 2009;
295 Werle, Goldhahn, Drerup, Simmen, Sprott, & Herren, 2009). The converse was true for the left-handers, who displayed a higher hand-grip strength for the left hand (RHG <1, Figure 1) for both sexes, although the effect for females was smaller. Hand skill, as measured by a peg-moving task, is

known to be influenced by age and sex (Grice, Vogel, Le, Mitchell, Muniz, & Vollmer, 2003; Mathiowetz, Kashman, Volland, Weber, & Dowe, 1985). Here, however, relative hand skill was independent of age and sex and is thus a useful comparative measure of hand skill. When the participants used their preferred hand, they were faster than when they used their non-preferred hand ($RHS < 1$ for right-handers, and $RHS > 1$ for left-handers, Figure 2).

The twelve measures of handedness (10 tasks, RHG, and RHS) were overall consistent with generalized-declared handedness (Table 4), suggesting that ambidexterity is reduced in this population. True ambidexterity (being able to use both hands with equal ease for a specific unimanual task) is uncommon, particularly when the task is specialized. For example, only one ambidextrous pitcher (or hand-switcher) able to perform at a championship level has ever been recorded during 110 years of history of baseball, despite such strategy to have a higher payoff than either only right or left pitchers (Goldstein & Young, 1996). Similarly, only 1.5% ambidextrous writers have been recorded from a sample of 1,355 individuals from New Zealand (Corballis, Hattie, & Fletcher, 2008). In this sample from Flores and Adonara, true ambidexterity was also uncommon: for any given task, its frequency was lower than 0.9%. This low frequency of ambidexterity is consistent with hand specialization in a context of frequent tool usage in order to increase precision and efficiency. Precision is essential when potentially dangerous tools are used, such as a knife, machete, hammer, or saw, in order to reduce self-injury and bodily harm. Ambidexterity across tasks, when an individual uses one hand for a task and the other hand for another task, is more common (referred to as ambilaterality). When only two tasks are considered (writing and throwing), 5.3% of men are mixed-handed according to a large sample ($N > 300,000$) of American men aged 20-50 years old (Gilbert & Wysocki, 1992). When more tasks are considered, as in the classical Edinburgh Inventory (10 tasks) and its variants (Edlin, Leppanen, Fain, Hackländer, Hanaver-Torrez, & Lyle, 2015), this proportion is approximately 30-50%, depending on the criteria used to define mixed-handedness (e.g., Oldfield, 1971; Dellatolas, Tubert,

Castresana, Mesbah, Giallonardo, Lazaratou, & Lellouch, 1991.; Millencovic & Dragovic, 2012).
The frequency of ambilaterality in this sample from Flores and Adonara is less than 1%,
325 corresponding to 4 individuals. This percentage cannot be considered a population estimate, as
some left-handers were non-randomly sampled in order to increase the frequency of left-handedness
for comparison purposes. Thus, considering that ambilateral people are probably declaring a left
preference more frequently than a right one, this percentage is therefore a maximum value for a
population estimate. No special characteristics seem to be associated with the four individuals who
330 did not have a clear general lateralization across tasks: all were farmers (except one whose
occupation was not recorded), they represented both sexes (three males and one female), they were
between 33 and 52 years old, and they lived in different villages.

The results of this study indicate that for Indonesian men and women from Flores and
Adonara, right- and left-handedness are meaningful categories. Thus, in these traditional
335 populations, generalized-declared handedness seems to be a valid and sufficient source of
information to identify handedness category as it was ascertained by handedness for various
specific tasks and relative hand performance and skill.

Acknowledgements

340 We are very grateful to Valérie Durand for bibliographic help and to the Program Magister Menuju
Doktor untuk Sarjana Unggul (PMDSU) 2015 for providing funding to BS. This is contribution
ISEM 2017-XXX of the Institute of Evolutionary Science of Montpellier.

References

345

Annett, M. 1970. A classification of hand preference by association analysis. *British Journal of
Psychology*, 61, 303-321. doi:10.1111/j.2044-8295.1970.tb01248.x

- Bryden, M. P. 1977. Measuring handedness with questionnaires. *Neuropsychologia*, 15, 617-624.
doi:10.1016/0028-3932(77)90067-7
- 350 Chau, N., Petry, D., Bourgard, E., Huguenin, P., Remy, E., & Andre, J. M. 1997. Comparison
between estimates of hand volume and hand strengths with sex and age with and without
anthropometric data in healthy working people. *Eur J Epidemiol*, 13, 309-316.
doi:10.1023/A:1007308719731
- Cavanagh, T., Berbesque, J. C., Wood, B., & Marlowe, F. 2016. Hadza handedness: lateralized
355 behaviors in a contemporary hunter-gatherer population. *Evolution and Human Behavior*, 37,
202-209. doi:[10.1016/j.evolhumbehav.2015.11.002](https://doi.org/10.1016/j.evolhumbehav.2015.11.002)
- Cavill, S., & Bryden, P. 2003. Development of handedness: Comparison of questionnaire and
performance-based measures of preference. *Brain and Cognition*, 53, 149-151.
doi:10.1016/S0278-2626(03)00098-8
- 360 Cochet, H., & Byrne, R. W. 2013. Evolutionary origins of human handedness: evaluating
contrasting hypotheses. *Animal cognition*, 16, 531-542. doi:10.1007/s10071-013-0626-y
- Connolly, K. J., & Bishop, D. V. M. 1992. The measurement of handedness: A cross-cultural
comparison of samples from England and Papua New Guinea. *Neuropsychologia*, 30, 13-26.
doi:10.1016/0028-3932(92)90010-J
- 365 Corballis, M.C., Hattie, J., & Fletcher, R. 2008. Handedness and intellectual achievement: An even-
handed look. *Neuropsychologia*, 46, 1, 374-378.
doi:[10.1016/j.neuropsychologia.2007.09.009](https://doi.org/10.1016/j.neuropsychologia.2007.09.009)
- Coren, S., & Porac, C. 1978. The validity and reliability of self-report items for the measurement of
lateral preference. *British Journal of Psychology*, 69, 207-211. doi: 10.1111/j.2044-
370 8295.1978.tb01649.x
- Dellatolas, G., Tubert, P., Castresana, A., Mesbah, M., Giallonardo, T., Lazaratou, H., & Lellouch, J.
1991. Age and cohort effect in adult handedness. *Neuropsychologia*, 29, 225-261.

doi:10.1016/0028-3932(91)90086-N

- Edlin, J. E., Leppanen, M. L., Fain, R. J., Hackländer, R. P., Hanaver-Torrez, S. D., & Lyle, K. B.
375 2015. On the use (and misuse?) of the Edinburgh Handedness Inventory. *Brain and Cognition*, 94, 44-51. doi:10.1016/j.bandc.2015.01.003
- Faurie, C., Schiefenhoewel, W., leBomin, S., Billiard, S., & Raymond, M. 2005. Variation in the frequency of left-handedness in traditional societies. *Current Anthropology*, 46, 142-147. doi:10.1086/427101
- 380 Fleiss, J. L. 1971. Measuring nominal scale agreement among many raters. *Psychological Bulletin*, 76, 378-382. doi:10.1037/h0031619
- Gilbert, A. N., & Wysocki, C. J. 1992. Hand preference and age in the United States. *Neuropsychologia*, 30, 601-608. doi:10.1016/0028-3932(92)90065-T
- Grice, K. O., Vogel, K. A., Le, V., Mitchell, A., Muniz, S., & Vollmer, M. A. 2003. Adult norms for
385 a commercially available Nine Hole Peg Test for finger dexterity. *American Journal of Occupational Therapy*, 57, 570-573. doi:10.5014/ajot.57.5.570
- Goldstein, S. R., & Young, C. A. 1996. "Evolutionary" stable strategy of handedness in major league baseball. *Journal of Comparative Psychology*, 110, 164-169. doi:[10.1037/0735-7036.110.2.164](https://doi.org/10.1037/0735-7036.110.2.164)
- 390 Gritsenko, V., Hardesty, R., Boots, M. T., Yakovenko, S. 2016. Biomechanical constraints underlying motor primitives derived from the musculoskeletal anatomy of the human arm. *PLoS ONE*, 11, 1-18. 18p. doi: 10.1371/journal.pone.0164050
- Günther, C. M., Bürger, A., Rickert, M., Crispin, A., & Schulz, C. U. 2008. Grip strength in healthy caucasian adults: reference values. *The Journal of Hand Surgery*, 33, 558-565.
395 doi:10.1016/j.jhsa.2008.01.008
- Incel, N. A., Ceceli, E., Durukan, P. B., Erdem, H. R., & Yorgancioglu Z. R. 2002. Grip strength: Effect of hand dominance. *Singapore Medical Journal*, 43, 234-237. Retrieved from:

<http://www.ncbi.nlm.nih.gov/pubmed/12188074>

- Innes, E. 1999. Handgrip strength testing: A review of the literature. *Australian Occupational Therapy Journal*, 46, 120-140. doi:0.1046/j.1440-1630.1999.00182.x
- 400
- Llaurens, V., Raymond, M., & Faurie, C. 2009. Why are some people left-handed? An evolutionary perspective. *Phil. Trans. R. Soc. B*, 364, 881–894. doi:10.1098/rstb.2008.0235
- Malina, R.M. 2004. Secular trends in growth, maturation and physical performance: a review. *Anthropological Review*, 67, 3-31. Retrieved from:
- 405 <http://anthro.amu.edu.pl/pdf/paar/vol067/01malina.pdf>
- Marchant, L. F. & McGrew, W. C. 1998. Human handedness: an ethological perspective. *Hum. Evol*, 13, 221-228. doi:10.1007/BF02436506
- Marchant, L. F., & McGrew, W. C. 2013. Handedness is more than laterality: lessons from chimpanzees. *Annals of the New York Academy of Sciences*, 1288, 1-8.
- 410 doi:10.1111/nyas.12062
- Marchant, L. F., McGrew, W. C., & Eibl-Eibesfeldt I. 1995. Is human handedness universal? Ethological analyses from three traditional cultures. *Ethology*, 101, 239-258. doi:10.1111/j.1439-0310.1995.tb00362.x
- Mathiowetz, V., Kashman, N., Volland, G., Weber, K., & Dowe, M. 1985. A grip and pinch strength
- 415 normative data for adults. *Archives of Physical Medicine and Rehabilitation*, 66, 254-262.
- Retrieved from:
- http://bleng.com/media/wysiwyg/Mathiowetz_Grip_and_Pinch_Strength_Norms.pdf
- McManus, I. C. 1996. Handedness. In *The Blackwell dictionary of neuropsychology* (eds J. G. Beaumont, P. M. Kenealy & M. J. C. Rogers), pp. 367–376. Oxford, UK: Blackwell.
- 420 Millencovic, S., & Dragovic, M. 2012. Modification of the Edinburgh Handedness Inventory: A replication study. *Laterality*, 18, 340-348. doi:10.1080/1357650X.2012.683196
- Mitsionis, G., Pakos, E. E., Stafilas, K. S., Paschos, N., Papakostas, T., & Beris, A. E. 2009.

- Normative data on hand grip strength in a Greek adult population. *International Orthopaedics*, 33, 713-717. doi:10.1007/s00264-008-0551-x
- 425 Moliner-Urdiales, D., Ruiz, J. R., Ortega, F. B., Jiménez-Pavón, D., Vicente-Rodriguez, G., Rey-López, J. P., ... Moreno, L. A. (2010). Secular trends in health-related physical fitness in Spanish adolescents: The AVENA and HELENA Studies. *Journal of Science and Medicine in Sport*, 13, 584-588. <https://doi.org/10.1016/j.jsams.2010.03.004>
- Napier, J. R. 1956. The prehensile movements of the human hand. *The Journal of Bone and Joint*
 430 *Surgery*, 38, 902-913. Retrieved from:
<http://www.bjj.boneandjoint.org.uk/content/jbjsbr/38B/4/902.full.pdf>
- Oldfield, R. C. 1971. The assessment and analysis of handedness: The Edinburgh Inventory. *Neuropsychologia*, 9, 97-113. doi:10.1016/0028-3932(71)90067-4
- Peters, M. 1998. Description and validation of a flexible and broadly usable handedness
 435 questionnaire. *Laterality*, 1, 77-96. doi:10.1080/713754291
- Raczkowski, D., Kalat, J. W., & Nebes, R. 1974. Reliability and validity of some handedness
 questionnaire items. *Neuropsychologia*, 12, 43-47. doi:10.1016/0028-3932(74)90025-6
- Rife, D. C. 1940. Handedness, with special reference to twins. *Genetic*, 25, 178-186. Retrieved
 from: <http://www.genetics.org/content/genetics/25/2/178.full.pdf>
- 440 Salmaso, D., & Longoni, A. M. 1985. Problems in the assessment of hand preference. *Cortex*, 21,
 533-549. doi:10.1016/S0010-9452(58)80003-9
- Schaafsma, S. M., Geuze, R. H., Riedstra, B., Schiefenhövel, W., Bouma, A., & Groothuis, T. G. G.
 2012. Handedness in a nonindustrial society challenges the fighting hypothesis as an
 evolutionary explanation for left-handedness. *Evolution and Human Behavior* 33, 94-99.
 445 doi:10.1016/j.evolhumbehav.2011.06.001
- Silverman, I.W. 2011. The secular trend for grip strength in Canada and the United States. *Journal of Sports Sciences*, 29, 599-606. doi: 10.1080/02640414.2010.547209

- Steele, J., Uomini, N. 2005. Humans, tools, and handedness. In: *Stone Knapping: The Necessary Conditions for a Uniquely Hominin Behaviour* (edited by V. Roux & B. Bril), pp. 217-239.
450 Cambridge: McDonald Institute for Archaeological Research.
- Werle, S., Goldhahn J., Drerup, S., Simmen, B. R., Sprott, H., & Herren, B. 2009. Age- and gender-specific normative data of grip and pinch strength in a healthy adult Swiss population. *The Journal of Hand Surgery*, 34, 76-84. doi:10.1177/1753193408096763
- Wood, C. J., & Aggleton, J. P. 1989. Handedness in 'fast ball' sports: Do lefthanders have an innate
455 advantage? *British Journal of Psychology*, 80, 227-240.
doi:10.1111/j.20448295.1989.tb02316.x

Table 1. Handedness studies from traditional populations. The year when the data was recorded (Year), the sample size (N), whether or not manual specialization and a sex effect could be studied, and an estimated reliability are shown.

Population	Year	N	Possibility to study :		Reliability	Reference
			Manual specialization	Sex effect		
Inuit	1892-1971	211	No ^a	Yes	Yes ^e	Faurie et al. 2005
Eipo	1974-1980	1,295	No ^b	No ^c	Yes ^e	Faurie et al. 2005
G/wi	1976	41	No ^a	No ^d	Yes ^e	Marchant et al. 1995
Yanamomö	1989	31	No ^a	No ^d	Yes ^e	Marchant et al. 1995
Himba	1990	37	No ^a	No ^d	Yes ^e	Marchant et al. 1995
Jimi Valley	1990	185	Yes	Yes	? ^{f,g}	Connolly & Bishop, 1992
Ntumu	1998	246	No ^b	Yes	Yes ^h	Carrière & Raymond, 2000
Dioula	2001	346	No ^b	Yes	Yes ^h	Faurie et al. 2005
Baka	2002	403	No ^b	Yes	Yes ^h	Faurie et al. 2005
Kreyol	2003	333	No ^b	Yes	Yes ^h	Faurie & Raymond, 2005
Hadza	2005-2009	42	No ^a	No ^d	Yes ^e	Cavanagh et al. 2016
Eipo	2010	621	No ^a	Yes ^c	? ^f	Schaafsma et al. 2012
Flores	2015-2016	480	Yes	Yes	Yes ^h	This study

a. Individual data for more than one task were not recorded or reported. b. Only one task was recorded. c. Only one sex studied. d. Sample size too low. e. Individual laterality recorded from photos or movies made for another purpose. f. Solicited behaviour with audience. g. Some tasks culturally meaningless. h. Interviews partially cross-checked with spontaneous performance.

Table 2. Number of individuals reporting hand preference for general handedness and for ten specific tasks.

Reported handedness	R	L	%L (sample frequency)
General	377	101	21.1
Specific tasks :			
Throwing	376	98	20.7
Racquet holding	374	99	20.9
Marbles	376	97	20.5
Knife/machete	371	103	21.7
Spoon	380	94	19.8
Hammer	373	101	21.3
Saw	373	101	21.3
Sewing	380	94	19.8
Writing	421	52	11.0
Scissors	378	96	20.2

Table 3. Number of individuals reporting a left-hand preference for specific tasks (writing handedness excluded) according to generalized-declared handedness.

Number of specific tasks with a left-hand preference	Generalized-declared handedness	
	Right-handed	Left-handed
0	356	0
1	10	0
2	4	1
3	0	0
4	1	1
5	1	1
6	0	2
7	0	2
8	0	9
9	0	82

Table 4. Accuracy of prediction of generalized-declared handedness for each individual handedness variable and for different groupings. CI refers to confidence interval. *P*-values refer to a two-sided exact binomial test of departure from random assignment (baseline of 80.3%). Bold characters indicate significant ($P < 0.05/12 = 0.0042$) values, taking into account multiple testing.

Handedness variables	Prediction accuracy(%)	95 % CI	<i>P</i> -value
Power grip tasks:			
Throwing	98.4	96.8 – 99.4	$< 10^{-10}$
Racquet holding	98.7	97.1 – 99.5	$< 10^{-10}$
Knife/machete	98.7	97.1 – 99.5	$< 10^{-10}$
Hammer	98.7	97.1 – 99.5	$< 10^{-10}$
Saw	99.3	98.1 – 99.9	$< 10^{-10}$
All	99.3	98.1 – 99.9	$< 10^{-10}$
Precision grip tasks:			
Marble play	98.7	97.1 – 99.5	$< 10^{-10}$
Spoon	98.0	96.2 – 99.1	$< 10^{-10}$
Sewing	98.8	97.4 – 99.6	$< 10^{-10}$
Writing	90.1	87.0 – 92.8	$9.4 \cdot 10^{-10}$
Scissors	97.8	95.9 – 98.9	$< 10^{-10}$
All	99.1	97.7 – 99.7	$< 10^{-10}$
All ten tasks	99.1	97.7 – 99.8	$< 10^{-10}$
Performance:			
Hand grip	82.1	78.2 – 85.5	0.14
Hand skill	83.0	79.2 – 86.4	0.05
All	86.1	82.6 – 89.2	$1.9 \cdot 10^{-4}$
All variables:	99.1	97.7 – 99.7	$< 10^{-10}$

Figure legends.

Figure 1. Fitted relative difference in hand-grip strength according to sex and declared general handedness. Error bars are plus/minus one standard deviation.

490

Figure 2. Fitted relative difference in hand skill according to sex and declared general handedness. Error bars are plus/minus one standard deviation.

Figure S1. Starting position of the peg-moving task. A board of and English version of the peg
495 solitaire game is used, with two sets of three pegs with different colours. Tweezers (depicted) are used to move the pegs. A first move (arrow 1) is to jump a brown peg orthogonally over an adjacent red peg into a hole two positions away. The other arrows depict the four other moves of one row. The total number of moves of a trial is thus 5x3. A second trial is done with the other hand, and this process is repeated three times.

500

505

510

515

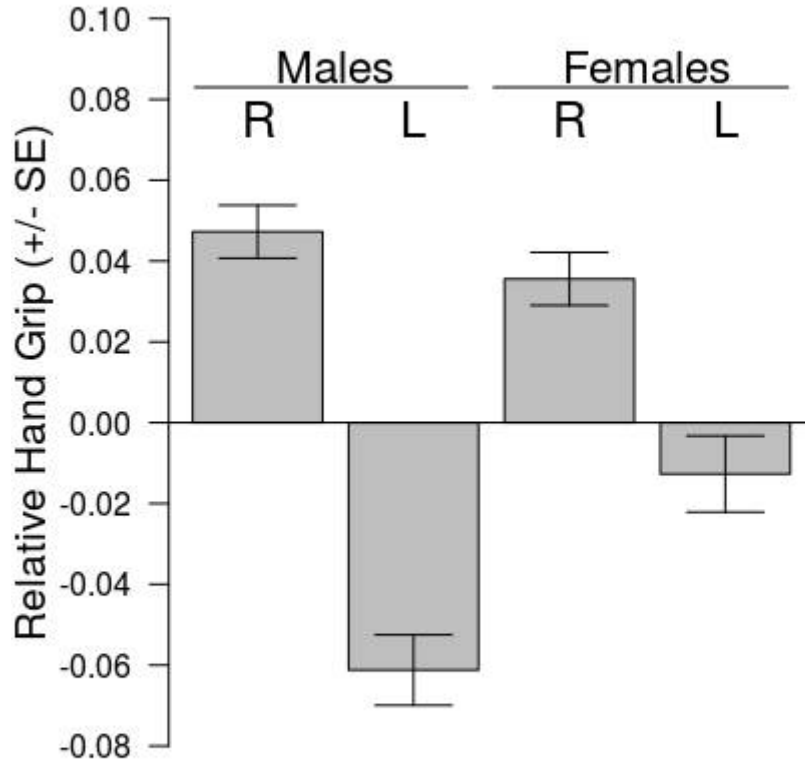
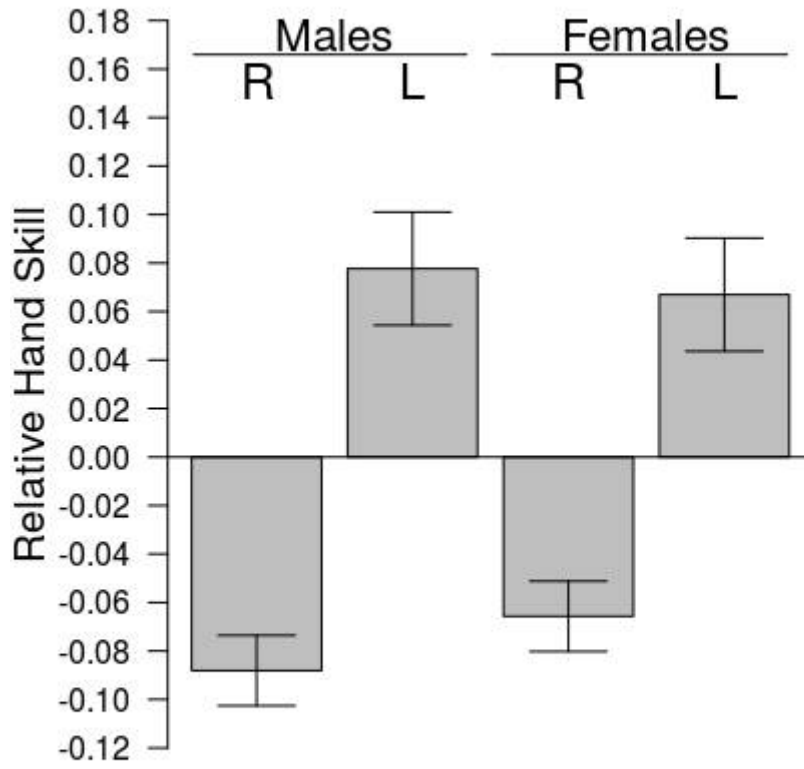


Figure 1

520

525




530

535

540

Figure 2



545

Figure S1

550

Table S1.

	"date"	"Sex"	"age"	"declared_handedness"	"Throwing"	"Racquet"	"Marble"	"Knife"	"Spoon"	"Hammer"	"Saw"	"Sewing"	"Writing"	"Scissors"
555	"PegL"	"PegR"	"Handgrip_L"	"Handgrip_R"										
	2015-01-14	"F"	47.972602739726	"R"	"0"	"0"	"0"	"0"	"0"	"0"	"0"	"0"	"0"	49.38 49.5766666666667 25.7 28.2
	2015-01-14	"F"	18.4055936073059	"R"	"0"	"0"	"0"	"0"	"0"	"0"	"0"	"0"	"0"	53 32 22 25.1
	2015-01-14	"F"	31.5836757990868	"R"	"0"	"0"	"0"	"0"	"0"	"0"	"0"	"0"	"0"	35.9766666666667 25.0633333333333 16.6 22.6
560	2015-01-14	"M"	32.5617579908676	"R"	"0"	"0"	"0"	"0"	"0"	"0"	"0"	"0"	"0"	36.6666666666667 31.3333333333333 33.9 33.2
	2015-01-14	"F"	57.9068493150685	"R"	"0"	"0"	"0"	"0"	"0"	"0"	"0"	"0"	"0"	NA NA NA NA
	2015-01-15	"M"	43.027397260274	"R"	"0"	"0"	"0"	"0"	"0"	"0"	"0"	"0"	"0"	31 24 45.3 45.1
	2015-01-15	"M"	35.1205479452055	"R"	"0"	"0"	"0"	"0"	"0"	"0"	"0"	"0"	"1"	22.6666666666667 21.3333333333333 51.8 52
	2015-01-15	"M"	43.3671232876712	"L"	"1"	"1"	"1"	"1"	"1"	"1"	"1"	"1"	"0"	"1" NA NA 22.4 34.3
565	2015-01-15	"M"	38.3918949771689	"R"	"0"	"0"	"0"	"0"	"0"	"0"	"0"	"0"	"0"	22.6666666666667 21.3333333333333 40.1 39.5
	2015-01-15	"F"	35.5809360730594	"R"	"0"	"0"	"0"	"0"	"0"	"0"	"0"	"0"	"1"	21 20 25.3 26.1
	2015-01-15	"M"	35.9808219178082	"R"	"0"	"0"	"0"	"0"	"0"	"0"	"0"	"0"	"0"	25.3333333333333 25.3333333333333 43.8 40.7
	2015-01-15	"M"	32.1205479452055	"L"	"0"	NA	NA	"0"	"0"	"0"	"0"	"0"	"0"	32 21.6666666666667 35.9 40.8
	2015-01-15	"M"	15.2494292237443	"R"	"0"	"0"	"0"	"0"	"0"	"0"	"0"	"0"	"0"	52 3333333333333 38 39.4 43
570	2015-01-15	"M"	46.2986301369863	"R"	"0"	"0"	"0"	"0"	"0"	"0"	"0"	"0"	"0"	34 24.3333333333333 32 34.9
	2015-01-15	"F"	44.0301369863014	"R"	"0"	"0"	"0"	"0"	"0"	"0"	"0"	"0"	"0"	50.1566666666667 24.5933333333333 25.1 34
	2015-01-15	"F"	43.4493150684931	"R"	"0"	"0"	"0"	"0"	"0"	"0"	"0"	"0"	"0"	33.6 23.2233333333333 29.7 32.3
	2015-01-15	"F"	53.4821917808219	"R"	"0"	"0"	"0"	"0"	"0"	"0"	"0"	"0"	"0"	71.8866666666667 28.5166666666667 14.2 15.1
	2015-01-15	"M"	29.1534246575342	"R"	"0"	"0"	"0"	"0"	"0"	"0"	"0"	"0"	"0"	31.2333333333333 22.1 32.1 36.4
575	2015-01-15	"F"	52.6246575342466	"R"	"0"	"0"	"0"	"0"	"0"	"0"	"0"	"0"	"0"	34.61 26.7166666666667 26.3 27.2
	2015-01-15	"F"	43.4767123287671	"R"	"0"	"0"	"0"	"0"	"0"	"0"	"0"	"0"	"0"	NA NA NA NA
	2015-01-15	"F"	35.378196347032	"R"	"0"	"0"	"0"	"0"	"0"	"0"	"0"	"0"	"0"	NA NA NA NA
	2015-01-15	"F"	68.3506849315068	"R"	"0"	"0"	"0"	"0"	"0"	"0"	"0"	"0"	"0"	166.9 110.5 19.3 20.9
	2015-01-15	"M"	74.0850456621005	"R"	"0"	"0"	"0"	"0"	"0"	"0"	"0"	"0"	"0"	28.6333333333333 21.2666666666667 28.2 29.2
580	2015-01-16	"M"	29.2876712328767	"R"	"0"	"0"	"0"	"0"	"0"	"0"	"0"	"0"	"0"	42.1433333333333 21.9866666666667 40.8 44
	2015-01-16	"M"	34.750799086758	"R"	"0"	"0"	"0"	"0"	"0"	"0"	"0"	"0"	"0"	27.9833333333333 19.2566666666667 48.8 47.9
	2015-01-16	"M"	41.1972602739726	"R"	"0"	"0"	"0"	"0"	"0"	"0"	"0"	"0"	"0"	38.34 22.84 46.5 51.4
	2015-01-16	"M"	18.7069634703196	"R"	"0"	"0"	"0"	"0"	"0"	"0"	"0"	"0"	"0"	26.7733333333333 19.5066666666667 33.9 34.7
	2015-01-16	"F"	56.5835616438356	"R"	"0"	"0"	"0"	"0"	"0"	"0"	"0"	"0"	"0"	91.5 119.16 18.2 23.5
585	2015-01-16	"F"	18.0082191780822	"R"	"0"	"0"	"0"	"0"	"0"	"0"	"0"	"0"	"0"	47.5266666666667 38.1033333333333 20.9 22.6
	2015-01-16	"F"	36.6987442922374	"R"	"0"	"0"	"0"	"0"	"0"	"0"	"0"	"0"	"0"	53.0966666666667 38.3166666666667 26.2 28
	2015-01-16	"M"	27.5398401826484	"R"	"0"	"0"	"0"	"0"	"0"	"0"	"0"	"0"	"0"	93.7466666666667 46.06 23.3 25.2
	2015-01-16	"F"	25.3480593607306	"R"	"0"	"0"	"0"	"0"	"0"	"0"	"0"	"0"	"0"	31.46 25.22 24.8 29.2
	2015-01-17	"M"	37.0383561643836	"R"	"0"	"0"	"0"	"1"	"0"	"0"	"0"	"0"	"0"	29.6133333333333 25.0566666666667 33.3 38.3
590	2015-01-17	"M"	21.3809360730594	"R"	"0"	"0"	"0"	"0"	"0"	"0"	"0"	"0"	"0"	27.2733333333333 19.7866666666667 34.3 39
	2015-01-17	"F"	27.8849315068493	"R"	"0"	"0"	"0"	"0"	"0"	"0"	"0"	"0"	"0"	36.5766666666667 24.0766666666667 15.9 16.6
	2015-01-17	"F"	32.8383561643836	"R"	"0"	"0"	"0"	"0"	"0"	"0"	"0"	"0"	"0"	25.78 21.9933333333333 19.8 23.8
	2015-01-17	"F"	22.9123287671233	"R"	"0"	"0"	"0"	"0"	"0"	"0"	"0"	"0"	"0"	47.44 18.4233333333333 23 22.6
	2015-01-17	"F"	23.2109589041096	"R"	"0"	"0"	"0"	"0"	"0"	"0"	"0"	"0"	"0"	22.5666666666667 17.6333333333333 16.4 21.8
595	2015-01-17	"F"	24.3562785388128	"R"	"0"	"0"	"0"	"0"	"0"	"0"	"0"	"0"	"0"	25.97 30.8066666666667 14.9 18
	2015-01-17	"M"	56.586301369863	"R"	"0"	"0"	"0"	"0"	"0"	"0"	"0"	"0"	"0"	39.7333333333333 26.9333333333333 32.9 28.9
	2015-01-17	"F"	21.2657534246575	"R"	"0"	"0"	"0"	"0"	"0"	"0"	"0"	"0"	"0"	47.9366666666667 21.34 22.3 25.7
	2015-01-17	"M"	51.7205479452055	"R"	"0"	"0"	"0"	"0"	"1"	"0"	"0"	"0"	"0"	27.4366666666667 22.5333333333333 27.1 40
	2015-01-17	"F"	39.4301369863014	"R"	"0"	"0"	"0"	"0"	"0"	"0"	"0"	"0"	"0"	39.44 46.26 18.4 22.3
600	2015-01-17	"F"	40.1917808219178	"R"	"0"	"0"	"0"	"0"	"0"	"0"	"0"	"0"	"0"	32.6966666666667 35.47 17.5 21.1
	2015-01-17	"M"	70.3946347031963	"R"	"0"	"0"	"0"	"0"	"0"	"0"	"0"	"0"	"0"	26.9866666666667 21.53 41.8 45.8
	2015-01-17	"M"	43.5780821917808	"R"	"0"	"0"	"0"	"0"	"1"	"1"	"0"	"0"	"0"	NA NA 38.9 39.1

2015-01-17 "M" 31.5535388127854 "R" "0" "0" "0" "0" "0" "0" "0" "0" "0" "0" "0" "0" 34.6566666666667 32.94 33.5 34.9

2015-01-17 "M" 18.8055936073059 "R" "0" "0" "0" "0" "0" "0" "0" "0" "0" "0" "0" "0" 23.26 23.5333333333333 34.7 34.6

605 2015-01-17 "M" 63 "R" "0" "0" "0" "0" "0" "0" "0" "0" "0" "0" "0" "0" 41.2833333333333 58.7333333333333 30.3 31.3

2015-01-17 "M" 51.4356164383562 "R" "0" "0" "0" "0" "0" "0" "0" "0" "0" "0" "0" "0" 22.89 17.0133333333333 39.8 40.3

2015-01-17 "F" 25.4987442922374 "R" "0" "0" "0" "0" "0" "0" "0" "0" "0" "0" "0" "0" 39.6133333333333 26.2066666666667 17.7 20.4

2015-01-17 "M" 54.5835616438356 "R" "0" "0" "0" "0" "0" "0" "0" "0" "0" "0" "0" "0" 52.8066666666667 42.8 31.3 34.9

2015-01-17 "F" 22.4905251141553 "R" "0" "0" "0" "0" "0" "0" "0" "0" "0" "0" "0" "0" 49.1233333333333 29.0133333333333 20.6 20.8

610 2015-01-17 "M" 37.5699771689498 "R" "0" "0" "0" "0" "0" "0" "0" "0" "0" "0" "0" "0" 38.5966666666667 25.5866666666667 49.7 50.3

2015-01-18 "M" 63.0027397260274 "L" "1" "1" "1" "1" "1" "1" "1" "0" "0" "1" "1" 41.2833333333333 58.7333333333333 30.3 31.3

2015-01-18 "F" 24.4713470319635 "R" "0" "0" "0" "0" "0" "0" "0" "0" "0" "0" "0" "0" 32.04 28.9766666666667 19.1 22

2015-01-18 "M" 48.6986301369863 "R" "0" "0" "0" "0" "0" "0" "0" "0" "0" "0" "0" "0" 34.0833333333333 27.31 39.9 34.9

2015-01-18 "M" 18.3480593607306 "R" "0" "0" "0" "0" "0" "0" "0" "0" "0" "0" "0" "0" 44.8666666666667 27.84 31.4 29.4

615 2015-01-18 "M" 38.9041095890411 "R" "0" "0" "0" "0" "0" "0" "0" "0" "0" "0" "0" "0" 26.0166666666667 27.0466666666667 51.4 59.5

2015-01-18 "F" 34.5480593607306 "R" "0" "0" "0" "0" "0" "0" "0" "0" "0" "0" "0" "0" 36.5933333333333 26.9666666666667 28.5 27.1

2015-01-18 "F" 54.2301369863014 "R" "0" "0" "0" "0" "0" "0" "0" "0" "0" "0" "0" "0" 33.3633333333333 44.4933333333333 20.2 21.7

2015-01-18 "F" 40.7068493150685 "R" "0" "0" "0" "0" "0" "0" "0" "0" "0" "0" "0" "0" 32.68 20.8833333333333 23.4 25

2015-01-18 "M" 33.4905251141552 "L" "1" "0" "0" "0" "1" "0" "0" "0" "0" "0" "0" "0" 48.3966666666667 63.8566666666667 34.7 29.1

620 2015-01-18 "M" 30.7617579908676 "R" "0" "0" "0" "0" "0" "0" "0" "0" "0" "0" "0" "0" 33.7266666666667 24.6066666666667 34.6 31.1

2015-01-18 "M" 26.7124429223744 "R" "0" "0" "0" "0" "0" "0" "0" "0" "0" "0" "0" "0" 33.88 20.07 39.5 42.7

2015-01-18 "F" 23.8575342465753 "R" "0" "0" "0" "0" "0" "0" "0" "0" "0" "0" "0" "0" 34.3766666666667 43.4133333333333 28.1 25.7

2015-01-18 "M" 45.2739726027397 "R" "0" "0" "0" "0" "0" "0" "0" "0" "0" "0" "0" "0" 28.8566666666667 29.7266666666667 40.1 43.9

2015-01-18 "F" 42.9068493150685 "R" "0" "0" "0" "0" "0" "0" "0" "0" "0" "0" "0" "0" 33.55 40.0733333333333 27.8 29.8

625 2015-01-18 "M" 18.9287671232877 "R" "0" "0" "0" "0" "0" "0" "0" "0" "0" "0" "0" "0" 29.6066666666667 25.6 38 43.6

2015-01-18 "M" 17.1232876712329 "R" "0" "0" "0" "0" "0" "0" "0" "0" "0" "0" "0" "0" 25.6 17.83 34.4 35.6

2015-01-18 "M" 20.0328767123288 "R" "0" "0" "0" "0" "0" "0" "0" "0" "0" "0" "0" "0" 38.1633333333333 50.1433333333333 32.8 38.7

2015-01-18 "M" 17.3179223744292 "R" "0" "0" "0" "0" "0" "0" "0" "0" "0" "0" "0" "0" 41.4666666666667 33.9 21 24.7

2015-01-18 "M" 46.5287671232877 "L" "0" "1" "1" "1" "0" "1" "1" "0" "0" "0" "0" "0" 19.8033333333333 24.1333333333333 37.3 37.8

630 2015-01-19 "M" 35.3150684931507 "R" "0" "0" "0" "0" "0" "0" "0" "0" "0" "0" "0" "0" 41.35 22.0233333333333 42.4 48.9

2015-01-19 "M" 39.9506849315068 "R" "0" "0" "0" "0" "0" "0" "1" "0" "0" "0" "0" "0" 70.4066666666667 33.5433333333333 39.3 40.3

2015-01-19 "M" 48.9890410958904 "L" "1" "1" "1" "1" "1" "1" "1" "1" "1" "1" "1" "1" 54.74 116.696666666667 47 39.5

2015-01-19 "M" 50.4246575342466 "R" "1" "0" "0" "0" "0" "0" "0" "0" "0" "0" "0" "0" 29.73 25.0233333333333 42.7 47.6

2015-01-19 "M" 54.5890410958904 "R" "0" "0" "0" "0" "0" "0" "0" "0" "0" "0" "0" "0" 31.6033333333333 33.1666666666667 41.6 44.8

635 2015-01-19 "M" 25.509703196347 "R" "0" "0" "0" "0" "0" "0" "0" "0" "0" "0" "0" "0" 35.6366666666667 30.7266666666667 34.8 57.9

2015-01-19 "M" 49.9424657534247 "R" "0" "0" "0" "0" "0" "0" "0" "0" "0" "0" "0" "0" 48.82 46.6033333333333 28.8 32

2015-01-19 "M" 38.3315068493151 "R" "0" "0" "0" "0" "0" "0" "0" "0" "0" "0" "0" "0" 36.2333333333333 38.87 33.9 34.5

2015-01-19 "M" 35.972602739726 "R" "0" "0" "0" "0" "0" "0" "0" "0" "0" "0" "0" "0" 28.28 30.35 36.5 33.8

2015-01-19 "M" 27.5727168949772 "R" "0" "0" "0" "0" "0" "0" "0" "0" "0" "0" "0" "0" 91.16 28.89 33.4 43.1

640 2015-01-19 "M" 33.7316210045662 "R" "0" "0" "0" "0" "0" "0" "0" "0" "0" "0" "0" "0" 37.53 30.7333333333333 47.1 46.1

2015-01-19 "M" 45.6904109589041 "R" "0" "0" "0" "0" "0" "0" "0" "0" "0" "0" "0" "0" 43.93 33.6733333333333 35.6 42.2

2015-01-19 "M" 26.4932648401826 "R" "0" "0" "0" "0" "0" "0" "0" "0" "0" "0" "0" "0" 20.3566666666667 33.35 43.1 46.9

2015-01-19 "M" 36.0438356164384 "R" "0" "0" "0" "0" "0" "0" "0" "0" "0" "0" "0" "0" 33.63 25.95 30.8 36.4

2015-01-19 "M" 22.2794520547945 "R" "0" "0" "0" "0" "0" "0" "0" "0" "0" "0" "0" "0" 29.1633333333333 22 25 17.1

645 2015-01-19 "F" 46.7835616438356 "R" "0" "0" "0" "0" "0" "0" "0" "0" "0" "0" "0" "0" 71.55 50.3733333333333 20.4 18.7

2015-01-19 "F" 58.3150684931507 "R" "0" "0" "0" "0" "0" "0" "0" "0" "0" "0" "0" "0" 69.8233333333333 32.6933333333333 24 26.4

2015-01-19 "M" 50.0986301369863 "R" "0" "0" "0" "0" "0" "0" "0" "0" "0" "0" "0" "0" 28.0066666666667 23.0366666666667 53.7 59.9

2015-01-19 "M" 37.8904109589041 "R" "0" "0" "0" "0" "0" "0" "0" "0" "0" "0" "0" "0" 21.9033333333333 19.74 32.9 39.1

2015-01-19 "M" 28.0520547945205 "R" "0" "0" "0" "0" "0" "0" "0" "0" "0" "0" "0" "0" 23.9566666666667 20.9 50.9 48.9

650 2015-01-20 "F" 51.9890410958904 "R" "0" "0" "0" "0" "0" "0" "0" "0" "0" "0" "0" "0" 45.85 27.4366666666667 24 25.6

2015-01-20 "M" 55.1315068493151 "R" "0" "0" "0" "0" "0" "0" "0" "0" "0" "0" "0" "0" 56.2533333333333 42.4566666666667 35.1 37

2015-01-20 "F" 18.8301369863014 "R" "0" "0" "0" "0" "0" "0" "0" "0" "0" "0" "0" "0" 38.2933333333333 25.4 25.8 27.1

2015-01-20 "F" 30.1616438356164 "L" "1" "1" "1" "1" "1" "0" "1" "1" "0" "0" "0" "0" 82.7966666666667 55.2066666666667 NA NA

2015-01-20 "M" 37.8712328767123 "R" "0" "0" "0" "0" "0" "0" "0" "0" "0" "0" "0" "0" 27.5033333333333 24.5733333333333 33.8 39.4

655 2015-01-20 "M" 39.5452054794521 "R" "0" "0" "0" "0" "0" "0" "0" "0" "0" "0" "0" 46.9066666666667 28.9366666666667 37.5 34.8
2015-01-20 "M" 37.8712328767123 "L" "1" "1" "1" "1" "1" "1" "1" "1" "0" "1" 27.5033333333333 24.5733333333333 33.8 39.4
2015-01-20 "M" 42.9287671232877 "R" "0" "0" "0" "0" "0" "0" "0" "0" "0" "0" "0" NA NA 16.1 15.6
2015-01-20 "M" 33.0876712328767 "R" "0" "0" "0" "0" "0" "0" "0" "0" "0" "0" "0" 29.05 17.2666666666667 48.6 51.3
2015-01-20 "F" 42.641095890411 "R" NA NA NA NA NA NA NA NA NA NA 22.02 17.7933333333333 30.8 32
660 2015-01-20 "F" 49.6821917808219 "R" "0" "0" "0" "0" "0" "0" "0" "0" "0" "0" "0" 30.23 42.77 24.5 19.5
2015-01-20 "M" 51.758904109589 "R" "0" "0" "0" "0" "0" "0" "0" "0" "0" "0" "0" NA NA 13.5 23.4
2015-01-20 "F" 56.5945205479452 "R" "0" "0" "0" "0" "0" "0" "0" "0" "0" "0" "0" 41.5266666666667 34.7433333333333 22.6 21.8
2015-01-20 "M" 60.0547945205479 "R" "0" "0" "0" "0" "0" "0" "0" "0" "0" "0" "0" 42.11 34.6766666666667 29.3 31.5
2015-01-20 "F" 41.827397260274 "R" "0" "0" "0" "0" "0" "0" "0" "0" "0" "0" "0" 48.9033333333333 25.8633333333333 16.1 19.6
665 2015-01-20 "M" 39.2575342465753 "R" "0" "0" "0" "0" "0" "0" "0" "0" "0" "0" "0" 29.7166666666667 26.1933333333333 48 52.8
2015-01-20 "M" 48.5561643835616 "R" "0" "0" "0" "0" "0" "0" "0" "0" "0" "0" "0" 29.37 18.8166666666667 43 45.6
2015-01-20 "M" 16.6987442922374 "L" "1" "1" "1" "1" "1" "1" "1" "1" "1" "1" 26.8866666666667 28.0666666666667 40.9 41
2015-01-20 "M" 14.323401826484 "R" "0" "0" "0" "0" "0" "0" "0" "0" "0" "0" "0" 21.1733333333333 30.63 20.1 17.7
2015-01-20 "M" 69.8110730593607 "R" "0" "0" "0" "0" "0" "0" "0" "0" "0" "0" "0" 47.8766666666667 63.3 30.9 30.1
670 2015-01-21 "M" 40.7616438356164 "L" "1" "1" "1" "1" "0" "1" "1" "1" "0" "1" 30.41 43.7666666666667 48.9 48.9
2015-01-21 "F" 38.2328767123288 "L" NA NA NA NA NA NA NA NA NA NA NA NA NA NA
2015-01-21 "M" 59.4986301369863 "L" "1" "1" "1" "1" "1" "1" "1" "1" "0" "1" 30.0033333333333 29.2266666666667 30.5 28.1
2015-01-21 "M" 48.8383561643836 "R" "0" "0" "0" "0" "0" "0" "0" "0" "0" "0" "0" 31.9833333333333 32.8233333333333 32.6 36.1
2015-01-21 "M" 22.5727168949772 "R" "0" "0" "0" "0" "0" "0" "0" "0" "0" "0" "0" 23.7366666666667 31.4666666666667 39.4 24.8
675 2015-01-21 "M" 53.6958904109589 "R" "0" "0" "0" "0" "0" "0" "0" "0" "0" "0" "0" 26.5033333333333 23.4933333333333 33.1 25.6
2015-01-21 "M" 39.586301369863 "R" "0" "0" "0" "0" "0" "0" "0" "0" "0" "0" "0" 35.1133333333333 26.1133333333333 41.8 39.3
2015-01-21 "M" 42.9917808219178 NA "0" "0" "0" "0" "0" "0" "0" "0" "0" "0" "0" NA NA NA NA
2015-01-21 "M" 16.3946347031963 NA "1" "1" "1" "1" "1" "1" "1" "1" "1" "1" "1" NA NA NA NA
2015-01-21 "F" 33.7480593607306 "R" "0" "0" "0" "0" "0" "0" "0" "0" "0" "0" "0" 54.9966666666667 23.77 31.3 31.6
680 2015-01-21 "M" 52.0054794520548 "R" "0" "0" "0" "0" "0" "0" "0" "0" "0" "0" "0" 29.7833333333333 26.8866666666667 36.3 33.3
2015-01-21 "M" 54.041095890411 "R" "0" "0" "0" "0" "0" "0" "0" "0" "0" "0" "0" 37.0666666666667 30.1833333333333 33.4 28
2015-01-21 "M" 33.5946347031963 "L" "1" "1" "1" "1" "1" "1" "1" "1" "1" "1" "1" 27.8333333333333 69.3966666666667 42.1 43.2
2015-01-21 "M" 16.1780821917808 "R" "0" "0" "0" "0" "0" "0" "0" "0" "0" "0" "0" 51.3266666666667 30.8133333333333 36.6 37.2
2015-01-21 "F" 24.7699771689498 "L" "1" "1" "1" "1" "1" "1" "1" "1" "0" "1" 20.3 21.2 18.3 15.5
685 2015-01-22 "M" 62.0986301369863 "R" "0" "0" "0" "0" "0" "0" "0" "0" "0" "0" "0" 60.04 36.53 30.9 33.2
2015-01-22 "M" 46.0986301369863 "R" "0" "0" "0" "0" "0" "0" "0" "0" "0" "0" "0" 50.0733333333333 51.03 41.3 37.6
2015-01-22 "M" 44.372602739726 "R" "0" "0" "0" "0" "0" "0" "0" "0" "0" "0" "0" 31.5533333333333 27.98 46 54.4
2015-01-22 "M" 53.2931506849315 "R" "0" "0" "0" "0" "0" "0" "0" "0" "0" "0" "0" 28.7333333333333 26.3666666666667 47 47.8
2015-01-22 "F" 33.5288812785388 "R" "0" "0" "0" "0" "0" "0" "0" "0" "0" "0" "0" 37.9466666666667 20.0966666666667 13.6 15.1
690 2015-01-22 "F" 30.7973744292237 "R" "0" "0" "0" "0" "0" "0" "0" "0" "0" "0" "0" 38.6833333333333 24.9066666666667 17.1 18.5
2015-01-22 "M" 36.5946347031963 "R" "0" "0" "0" "0" "0" "0" "0" "0" "0" "0" "0" 105.88 43.3 37.8 48.3
2015-01-22 "M" 41.0712328767123 "R" NA NA NA NA NA NA NA NA NA NA 27.1 16.4666666666667 39.6 48.3
2015-01-22 "M" 20.0767123287671 "R" NA NA NA NA NA NA NA NA NA NA 20.8333333333333 21.18 58.7 62.7
2015-01-22 "M" 39.5890410958904 "R" "0" "0" "0" "0" "0" "0" "0" "0" "0" "0" "0" 20.3666666666667 23.1933333333333 50.7 53.6
695 2015-01-22 "M" 34.2630136986301 "R" "0" "0" "0" "0" "0" "0" "0" "0" "0" "0" "0" 28.9333333333333 19.2333333333333 48.7 50.6
2015-01-22 "F" 39.827397260274 "R" "0" "0" "0" "0" "0" "0" "0" "0" "0" "0" "0" 28 19.9 27.5 33.3
2015-01-22 "F" 29.5836757990868 "R" "0" "0" "0" "0" "0" "0" "0" "0" "0" "0" "0" 21.94 20.5333333333333 20.2 27.3
2015-01-22 "M" 43.7342465753425 "R" "0" "0" "0" "0" "0" "0" "0" "0" "0" "0" "0" 28.2 28.5466666666667 38.4 41.6
2015-01-22 "M" 41.4684931506849 "R" "1" "1" "0" "0" "0" "0" "0" "0" "0" "0" "0" 36.47 31.9 28.7 27.2
700 2015-01-22 "M" 44.5452054794521 "R" "0" "0" "0" "0" "0" "0" "0" "0" "0" "0" "0" 67.2966666666667 40.1566666666667 32.7 39.7
2015-01-22 "M" 32.4713470319635 "L" "1" "1" "1" "1" "1" "1" "1" "1" "1" "1" "1" 31.1333333333333 46.8666666666667 37.2 31.1
2015-01-22 "F" 35.3617579908676 "R" "0" "0" "0" "0" "0" "0" "0" "0" "0" "0" "0" 29.3733333333333 22.75 15.6 16.7
2015-01-22 "F" 54.186301369863 "R" "0" "0" "0" "0" "0" "0" "0" "0" "0" "0" "0" 43.0233333333333 28.17 27.8 24.8
2015-01-22 "M" 29.2328767123288 "R" "0" "0" "0" "0" "0" "0" "0" "0" "0" "0" "0" 23.4666666666667 22.48 56.2 59.8
705 2015-01-22 "M" 29.4521689497717 "R" "0" "0" "0" "0" "0" "0" "0" "0" "0" "0" "0" 20.5666666666667 20.6 54.1 53.8
2015-01-22 "M" 21.2575342465753 "R" "0" "0" "0" "0" "0" "0" "0" "0" "0" "0" "0" 21.88 26.3966666666667 41 49.1

2015-01-22 "M" 28.0328767123288 "R" "0" "0" "0" "0" "0" "0" "0" "0" "0" "0" "0" 25.5966666666667 25.8533333333333 42.1 35.7

2015-01-23 "M" 37.3205479452055 "R" "0" "0" "0" "0" "0" "0" "0" "0" "0" "0" "0" "0" 30.0933333333333 22.4866666666667 37.2 42.8

2015-01-23 "M" 52.1835616438356 "L" "1" "1" "1" "1" "1" "1" "1" "1" "0" "1" "1" 32.3833333333333 35.33 31.6 36.1

710 2015-01-23 "F" 19.9808219178082 "R" "0" "0" "0" "0" "0" "0" "0" "0" "0" "0" "0" "0" 90.0366666666667 55.8766666666667 20.6 20.8

2015-01-23 "M" 58.6027397260274 "R" "0" "0" "0" "0" "0" "0" "0" "0" "0" "0" "0" "0" 31.665 30.075 42.7 46.2

2015-01-23 "M" 40.413698630137 "R" "0" "0" "0" "0" "0" "0" "0" "0" "0" "0" "0" "0" 39.7966666666667 29.1533333333333 31.7 38.9

2015-01-23 "M" NA "R" "0" "0" "0" "0" "0" "0" "0" "0" "0" "0" "0" "0" 37.3166666666667 37.8666666666667 29 30.5

2015-01-23 "M" 35.8302511415525 "R" "0" "0" "0" "0" "0" "0" "0" "0" "0" "0" "0" "0" 28.8133333333333 25.5966666666667 40.2 43.3

715 2015-01-23 "M" 55.6027397260274 "R" "0" "0" "0" "0" "0" "0" "0" "0" "0" "0" "0" "0" 36.8633333333333 31.02 27.9 33

2015-01-23 "F" 54.6 "R" "0" "0" "0" "0" "0" "0" "0" "0" "0" "0" "0" "0" 30.8766666666667 41.6666666666667 13.9 12.4

2015-01-23 "F" 26.2027397260274 "L" "1" "1" "1" "1" "1" "1" "1" "1" "0" "1" "1" 18.9566666666667 21.7 19.3 17.5

2015-01-23 "F" 46.1315068493151 "R" "0" "0" "0" "0" "0" "0" "0" "0" "0" "0" "0" "0" 34.7 23.375 18.6 26.8

2015-01-23 "M" 54.6 "R" "0" "0" "0" "0" "0" "0" "0" "0" "0" "0" "0" "0" 30.9466666666667 21.6866666666667 26.1 34.9

720 2015-01-23 "M" 48.572602739726 "R" "0" "0" "0" "0" "0" "0" "0" "0" "0" "0" "0" "0" 51.9466666666667 28.24 NA 31.9

2015-01-24 "M" 52.0876712328767 "R" "0" "0" "0" "0" "0" "0" "0" "0" "0" "0" "0" "0" NA NA 34.7 24.2

2015-01-24 "M" 27.5754566210046 "R" "0" "0" "0" "0" "0" "0" "0" "0" "0" "0" "0" "0" 19.7 21.29 37.9 40.8

2015-01-24 "F" 25.0931506849315 "L" "1" "1" "1" "1" "1" "1" "1" "1" "1" "1" "1" "1" 31.0766666666667 35.4933333333333 24.7 19.2

2015-01-24 "M" 44.5972602739726 "R" "0" "0" "0" "0" "0" "0" "0" "0" "0" "0" "0" "0" 33.2666666666667 35.4066666666667 33.8 35

725 2015-01-24 "M" 49.5616438356164 "R" "0" "0" "0" "0" "0" "0" "0" "0" "0" "0" "0" "0" NA NA 36.6 38.8

2015-01-24 "M" 49.6 "R" "0" "0" "0" "0" "0" "0" "0" "0" "0" "0" "0" "0" 27.0666666666667 22.9933333333333 33.9 43.8

2015-01-24 "M" 68.613698630137 "R" "0" "0" "0" "0" "0" "0" "0" "0" "0" "0" "0" "0" 24.8566666666667 24.9866666666667 34 39.1

2015-01-24 "M" 42.2876712328767 "R" "0" "0" "0" "0" "0" "0" "0" "0" "0" "0" "0" "0" 35.7933333333333 23.6633333333333 35.5 40.9

2015-01-24 "M" 42.3479452054795 "R" "0" "0" "0" "0" "0" "0" "0" "0" "0" "0" "0" "0" 24.5366666666667 18.29 34.3 32.9

730 2015-01-24 "M" 31.9917808219178 "R" "0" "0" "0" "0" "0" "0" "0" "0" "0" "0" "0" "0" 27.8866666666667 42.35 38.3 36.8

2015-01-24 "M" 49.8712328767123 "L" "1" "1" "1" "1" "1" "1" "1" "1" "0" "1" "1" 35.3666666666667 47.7 33.6 28.6

2015-01-24 "M" 27.5261415525114 "R" "0" "0" "0" "0" "0" "0" "0" "0" "0" "0" "0" "0" 29.5033333333333 24.2133333333333 43 47.1

2015-01-24 "M" 25.7261415525114 "R" "0" "0" "0" "0" "0" "0" "0" "0" "0" "0" "0" "0" 79.3966666666667 34.69 40.5 48

2015-01-24 "M" 29.7425799086758 "R" "0" "0" "0" "0" "1" "0" "0" "0" "0" "0" "0" "0" "0" 29.36 24.53 53 47.7

735 2015-01-24 "M" 17.3946347031963 "R" "0" "0" "0" "0" "0" "0" "0" "0" "0" "0" "0" "0" 71.44 43.11 39.4 40.5

2015-01-24 "M" 63.172602739726 "R" "0" "0" "0" "0" "0" "0" "0" "0" "0" "0" "0" "0" 38.515 46.52 26.4 27.4

2015-01-25 "M" 37.5946347031963 "R" "0" "0" "0" "0" "0" "0" "0" "0" "0" "0" "0" "0" 21.71 25.73 46.4 42.1

2015-01-25 "M" NA "R" NA NA NA NA NA NA NA NA NA NA NA NA NA 37 46.3

2015-01-25 "M" 50.0821917808219 "R" "0" "0" "0" "0" "0" "0" "0" "0" "0" "0" "0" "0" 38.255 35.94 48 45.8

740 2015-01-25 "M" NA "R" "0" "0" "0" "0" "0" "0" "0" "0" "0" "0" "0" "0" 28.8333333333333 22.0666666666667 42.1 43

2015-01-25 "M" 41.7342465753425 "R" "0" "0" "0" "0" "0" "0" "0" "0" "0" "0" "0" "0" 36.85 23.4 36.1 32.7

2015-01-25 "M" 72.6192922374429 "R" "0" "0" "0" "0" "0" "0" "0" "0" "0" "0" "0" "0" NA NA 27.3 28.1

2015-01-25 "M" 25.5014840182648 "R" "0" "0" "0" "0" "0" "0" "0" "0" "0" "0" "0" "0" 49.79 41.895 34 40.8

2015-01-25 "M" 28.6302511415525 "R" "0" "0" "0" "0" "0" "0" "0" "0" "0" "0" "0" "0" 25.7133333333333 24.8233333333333 46.8 53.5

745 2015-01-25 "M" 30.4603881278539 "L" "1" "1" "1" "1" "1" "1" "1" "1" "1" "1" "1" "1" 22.6366666666667 28.2866666666667 45.9 43.2

2015-01-25 "M" 20.4795662100457 "R" "0" "0" "0" "0" "0" "0" "0" "0" "0" "0" "0" "0" 25 29.2833333333333 41.3 50.1

2015-01-25 "M" 30.2301369863014 "R" "0" "0" "0" "0" "0" "0" "0" "0" "0" "0" "0" "0" NA NA 43.3 62.4

2015-01-25 "M" 62.2904109589041 "R" "0" "0" "0" "0" "0" "0" "0" "0" "0" "0" "0" "0" 44.3866666666667 30.7166666666667 44.3 39.6

2015-01-25 "M" 34.1780821917808 "R" "0" "0" "0" "0" "0" "0" "0" "0" "0" "0" "0" "0" 43.85 24.35 42.3 43.3

750 2015-01-25 "M" 36.0383561643836 "R" "0" "0" "0" "0" "0" "0" "0" "0" "0" "0" "0" "0" 17.98 17.42 59.3 72

2015-01-25 "M" 28.0958904109589 "L" "1" "1" "1" "1" "1" "1" "1" "1" "1" "1" "1" "1" 20.2 36.6333333333333 46.9 41.3

2015-01-26 "M" 40.4164383561644 "R" "0" "0" "0" "0" "0" "0" "0" "0" "0" "0" "0" "0" 21.27 19.24 36.5 48.9

2016-01-13 "M" 28.9095890410959 "L" "1" "1" "1" "1" "1" "1" "1" "1" "1" "1" "1" "1" 31.6666666666667 32 36.3 27.2

2016-01-13 "M" 28.4603881278539 "L" "1" "1" "1" "1" "1" "1" "1" "1" "1" "1" "1" "1" 26 26 52.2 51.4

755 2016-01-13 "F" 34.5288812785388 "L" "1" "1" "1" "1" "1" "1" "1" "1" "1" "1" "1" "1" 29.6666666666667 29.6666666666667 51.4 27.8

2016-01-13 "M" 22.1013698630137 "L" "1" "1" "1" "1" "1" "1" "1" "1" "1" "1" "1" "1" 23.3333333333333 27 39 32.7

2016-01-13 "M" 20.8821917808219 "L" "1" "1" "1" "1" "1" "1" "1" "1" "1" "1" "1" "1" 27.3333333333333 33 44.7 40.5

2016-01-13 "F" 34.2931506849315 "L" "1" "1" "1" "1" "1" "1" "1" "1" "1" "0" "1" "1" 20.3333333333333 26 28.5 25.1

2016-01-13 "F" 33.5590182648402 "L" "1" "1" "1" "1" "1" "1" "1" "1" "1" "1" "1" "1" NA NA 23.6 24.9

760 2016-01-13 "F" 22.2191780821918 "L" "1" "1" "1" "1" "1" "0" "1" "1" "1" "0" "1" 21.6666666666667 36 26.9 24.35

2016-01-13 "F" 27.4686073059361 "L" "1" "1" "1" "1" "1" "1" "1" "1" "1" "1" "1" 24.3333333333333 30.3333333333333 22.1 19.8

2016-01-13 "M" 27.5179223744292 "L" "1" "1" "1" "1" "1" "1" "1" "1" "1" "1" "1" 16.6666666666667 17.6666666666667 42.5 58.8

2016-01-13 "M" 21.9013698630137 "L" "1" "1" "1" "1" "1" "1" "1" "1" "1" "1" "1" 19 23 43.1 37.1

2016-01-13 "M" 30.2054794520548 "R" "0" "0" "0" "0" "0" "0" "0" "0" "0" "0" "0" 28 17.3333333333333 50.4 47.8

765 2016-01-13 "M" 42.1671232876712 "R" "0" "0" "0" "0" "0" "0" "0" "0" "0" "0" "0" 36.3333333333333 32.3333333333333 44.4 41.8

2016-01-13 "M" 60.5780821917808 "R" "0" "0" "0" "0" "0" "0" "0" "0" "0" "0" "0" 34 31.3333333333333 28.4 27.7

2016-01-13 "M" 36.6275114155251 "R" "0" "0" "0" "0" "0" "0" "0" "0" "0" "0" "0" 27.3333333333333 30.3333333333333 37 32.4

2016-01-13 "F" 14.6439497716895 "L" "1" "1" "1" "1" "1" "1" "1" "1" "1" "1" "1" 29 26.3333333333333 21.6 21

2016-01-13 "F" 19.2905251141553 "R" "0" "0" "0" "0" "0" "0" "0" "0" "0" "0" "0" 40 25.3333333333333 23.7 26.9

770 2016-01-14 "M" 33.2493150684932 "L" "1" "1" "1" "1" "1" "1" "1" "1" "1" "1" "1" 29.6666666666667 47.6666666666667 47.7 40.1

2016-01-14 "M" 49.8547945205479 "R" "0" "0" "0" "0" "0" "0" "0" "0" "0" "0" "0" 29.6666666666667 18 30.6 34.4

2016-01-14 "M" 19.0684931506849 "R" "0" "0" "0" "0" "0" "0" "0" "0" "0" "0" "0" 23 22 38.1 41.8

2016-01-14 "M" 54.4328767123288 "R" "0" "0" "0" "0" "0" "0" "0" "0" "0" "0" "0" 27.6666666666667 23 32.3 36.3

2016-01-14 "F" 20.7179223744292 "L" "1" "1" "1" "1" "1" "1" "1" "1" "1" "1" "1" 21.3333333333333 30.6666666666667 23.4 20.1

775 2016-01-14 "F" 26.0958904109589 "L" "1" "1" "1" "1" "1" "1" "1" "1" "1" "1" "1" 26.6666666666667 40.3333333333333 19.1 10.7

2016-01-14 "F" 33.4028538812785 "L" "1" "1" "1" "1" "1" "1" "1" "1" "1" "1" "1" 26 35 18.5 17

2016-01-14 "M" 22.7973744292237 "R" "0" "0" "0" "0" "0" "0" "0" "0" "0" "0" "0" 29.3333333333333 24.3333333333333 32.5 32

2016-01-14 "M" 16.550799086758 "L" "1" "1" "1" "1" "1" "1" "1" "1" "1" "1" "1" 33 47.6666666666667 43.1 35

2016-01-14 "M" 33.0301369863014 "R" "0" "0" "0" "0" "0" "0" "0" "0" "0" "0" "0" 26.3333333333333 30.6666666666667 35.9 39.9

780 2016-01-14 "M" 21.2493150684931 "L" "1" "1" "1" "1" "1" "1" "1" "1" "0" "1" 33 34.6666666666667 37.7 31.7

2016-01-14 "M" 33.709703196347 "R" "0" "0" "0" "0" "0" "0" "0" "0" "0" "0" "0" 25 22.3333333333333 34.1 41.5

2016-01-14 "M" 33.8110730593607 "R" "0" "0" "0" "0" "0" "0" "0" "0" "0" "0" "0" 41 25 28.7 38

2016-01-14 "M" 63.0794520547945 "L" "1" "1" "1" "1" "0" "1" "1" "1" "0" "1" 38.3333333333333 34.6666666666667 33.1 32.6

2016-01-14 "M" 35.764497716895 "R" "0" "0" "0" "0" "0" "0" "0" "0" "0" "0" "0" 27 19 29.1 33

785 2016-01-14 "M" 46.1150684931507 "R" "0" "0" "0" "0" "0" "0" "0" "0" "0" "0" "0" 36 35.3333333333333 28.4 32.3

2016-01-14 "M" 29.2328767123288 "R" "0" "0" "0" "0" "0" "0" "0" "0" "0" "0" "0" 35.3333333333333 28 33.1 38.9

2016-01-14 "M" 26.7672374429224 "L" "1" "1" "1" "1" "1" "1" "1" "1" "1" "1" "1" 20.3333333333333 27.6666666666667 43.5 33.6

2016-01-14 "F" 31.5014840182648 "L" "1" "0" "0" "1" "1" "0" "1" "1" "0" "1" 23.3333333333333 30.6666666666667 30.2 27.5

2016-01-14 "F" 28.2082191780822 "L" "1" "1" "1" "1" "1" "0" "1" "1" "1" "0" "1" 60 37.6666666666667 17.7 18.3

790 2016-01-14 "F" 31.213698630137 "R" "0" "0" "0" "0" "0" "0" "0" "0" "0" "0" "0" 32 28.3333333333333 15.5 16.8

2016-01-14 "F" 38.0739726027397 "R" "0" "0" "0" "0" "0" "0" "0" "0" "0" "0" "0" 48.6666666666667 37.3333333333333 12.5 15.3

2016-01-14 "F" 37.6439497716895 "L" "1" "1" "1" "1" "1" "1" "1" "1" "0" "1" 21.3333333333333 27.6666666666667 19.3 21.1

2016-01-14 "M" 27.8849315068493 "R" "0" "0" "0" "0" "0" "0" "0" "0" "0" "0" "0" 28 23.3333333333333 39.3 42.1

2016-01-15 "M" 51.5753424657534 "R" "0" "0" "0" "0" "0" "0" "0" "0" "0" "0" "0" 32 26 39.4 44.4

795 2016-01-15 "M" 53.5780821917808 "R" "0" "0" "0" "0" "0" "0" "0" "0" "0" "0" "0" 29.3333333333333 35.3333333333333 36.5 31.1

2016-01-15 "M" 28.5617579908676 "R" "0" "0" "0" "0" "0" "0" "0" "0" "0" "0" "0" 41 38 23 31.9

2016-01-15 "F" 22.158904109589 "L" "1" "1" "1" "1" "1" "1" "1" "1" "1" "1" "1" 26.3333333333333 26.6666666666667 19.4 20.1

2016-01-15 "M" 20.827397260274 "R" "0" "0" "0" "0" "0" "0" "0" "0" "0" "0" "0" 31.6666666666667 29.6666666666667 17.8 20

2016-01-15 "F" 41.441095890411 "L" "1" "1" "1" "1" "1" "1" "1" "1" "0" "1" 26.3333333333333 33.3333333333333 28.7 20.5

800 2016-01-15 "F" 49.3095890410959 "R" "0" "0" "0" "0" "0" "0" "0" "0" "0" "0" "0" NA NA NA NA

2016-01-15 "M" 58.8493150684931 "R" "0" "0" "0" "0" "0" "0" "0" "0" "0" "0" "0" 25.3333333333333 25.3333333333333 36.4 36.3

2016-01-15 "M" 22.5562785388128 "R" "0" "0" "0" "0" "0" "0" "0" "0" "0" "0" "0" 22.6666666666667 24.3333333333333 38 40.4

2016-01-15 "F" 43.8657534246575 "L" "1" "1" "1" "1" "1" "1" "1" "1" "0" "1" 30 26.3333333333333 15.6 14.4

2016-01-15 "M" 30.2821917808219 "L" "1" "1" "1" "1" "1" "1" "1" "1" "1" "1" "1" 20.6666666666667 23.3333333333333 41.1 39.6

805 2016-01-15 "M" 29.69600456621 "R" "0" "0" "0" "0" "0" "0" "0" "0" "0" "0" "0" 28.3333333333333 21.6666666666667 47.3 51.9

2016-01-15 "M" 27.4138127853881 "R" "0" "0" "0" "0" "0" "0" "0" "0" "0" "0" "0" 24.3333333333333 21.6666666666667 55.2 61.9

2016-01-15 "M" 24.2794520547945 "R" "0" "0" "0" "0" "0" "0" "0" "0" "0" "0" "0" 26 31 39.4 39.3

2016-01-15 "M" 46.7369863013699 "R" "0" "0" "0" "1" "0" "1" "1" "0" "0" "1" 29.3333333333333 33 37.5 38.5

2016-01-15 "M" 47.0931506849315 "L" "1" "1" "1" "1" "1" "1" "1" "1" "0" "1" 31.6666666666667 26.6666666666667 32.8 31.8

810 2016-01-15 "M" 41.5342465753425 "L" "1" "1" "1" "1" "1" "1" "1" "1" "0" "1" 24.3333333333333 33.6666666666667 41.3 39.3

2016-01-17 "F" 16.5891552511416 "R" "0" "0" "0" "1" "0" "0" "0" "0" "0" "0" 33.3333333333333 32.3333333333333 23.1 22.7

2016-01-18 "M" 44.5561643835616 "R" "0" "0" "0" "0" "0" "0" "0" "0" "0" "0" "0" 26.6666666666667 23.3333333333333 41.8 42.2

865 2016-01-18 "F" 57.5397260273973 "R" "0" "0" "0" "0" "0" "0" "0" "0" "0" "0" "0" 39.3333333333333 29.3333333333333 19.8 21.6

2016-01-18 "M" 52.5753424657534 "R" "0" "0" "0" "0" "0" "0" "0" "0" "0" "0" "0" 30.3333333333333 35.3333333333333 38.5 39.4

2016-01-18 "F" 41.0739726027397 "R" "0" "0" "0" "0" "0" "0" "0" "0" "0" "0" "0" 33.3333333333333 23 23.4 23.1

2016-01-18 "M" 63.5917808219178 "R" "0" "0" "0" "0" "0" "0" "0" "0" "0" "0" "0" 37.3333333333333 42.6666666666667 35.7 39.5

2016-01-18 "M" 43.9890410958904 "R" "0" "0" "0" "0" "0" "0" "0" "0" "0" "0" "0" 31 28.6666666666667 41.4 44.8

870 2016-01-18 "M" 18.1972602739726 "L" "1" "1" "1" "1" "1" "1" "1" "1" "1" "1" "1" 30 25.3333333333333 51.3 43.7

2016-01-18 "M" 41.1945205479452 "R" "0" "0" "0" "0" "0" "0" "0" "0" "0" "0" "0" 29 27.3333333333333 38.6 35.6

2016-01-18 "M" 51.8465753424658 "R" "0" "0" "0" "0" "0" "0" "0" "0" "0" "0" "0" 34.3333333333333 29 42.4 42.9

2016-01-18 "M" 61.0876712328767 "R" "0" "0" "0" "0" "0" "0" "0" "0" "0" "0" "0" NA 58 25.1 31.6

2016-01-18 "M" 45.9041095890411 "R" "0" "0" "0" "0" "0" "0" "0" "0" "0" "0" "0" 43.3333333333333 34.3333333333333 18.6 23.2

875 2016-01-18 "F" 18.6987442922374 "L" "1" "1" "1" "1" "1" "1" "1" "1" "0" "1" "1" 24.6666666666667 22.6666666666667 22.5 20

2016-01-18 "M" 25.0054794520548 "R" "0" "0" "0" "0" "0" "0" "0" "0" "0" "0" "0" 26.6666666666667 25.3333333333333 43.9 50.2

2016-01-18 "M" 26.1753424657534 "L" "1" "1" "1" "1" "1" "1" "1" "1" "1" "1" "1" 27.3333333333333 24.6666666666667 49.3 49.7

2016-01-18 "M" 37.8493150684931 "R" "0" "0" "0" "0" "0" "0" "0" "0" "0" "0" "0" 28 24 39.8 39.9

2016-01-18 "M" 29.5316210045662 "L" "1" "1" "1" "1" "1" "1" "1" "1" "0" "1" "1" 26.3333333333333 31.3333333333333 26.7 33.6

880 2016-01-18 "M" 37.778196347032 "L" "1" "1" "1" "1" "1" "1" "1" "1" "1" "1" "0" 26 28 44.8 42.5

2016-01-18 "F" 35.4877853881279 "L" "1" "1" "1" "1" "1" "1" "1" "1" "0" "1" "1" 22 28.6666666666667 31.3 28.2

2016-01-18 "M" 17.7480593607306 "L" "1" "1" "1" "1" "1" "1" "1" "1" "0" "1" "1" 22 24 24.5 23.1

2016-01-18 "M" 44.0383561643836 "R" "0" "0" "0" "0" "0" "0" "0" "0" "0" "0" "0" 28.6666666666667 23.3333333333333 40.6 43.6

2016-01-18 "M" 43.7205479452055 "L" "0" "1" "0" "1" "0" "1" "1" "0" "0" "0" "0" "0" 27.6666666666667 27 47.5 47.8

885 2016-01-18 "M" 56.6383561643836 "L" "1" "1" "1" "1" "1" "1" "1" "1" "1" "1" "1" 38.6666666666667 32.6666666666667 47.1 37.5

2016-01-18 "M" 66.3369863013699 "R" "0" "0" "0" "0" "0" "0" "0" "0" "0" "0" "0" 32.3333333333333 34.6666666666667 34.1 36.1

2016-01-18 "M" 45.5808219178082 "R" "0" "0" "0" "0" "0" "0" "0" "0" "0" "0" "0" 38.6666666666667 27 46.9 52.4

2016-01-18 "M" 42.0794520547945 "R" "0" "0" "0" "0" "0" "0" "0" "0" "0" "0" "0" 32.3333333333333 41.3333333333333 43.1 47.8

2016-01-18 "M" 56.0465753424658 "R" "0" "0" "0" "0" "0" "0" "0" "0" "0" "0" "0" 41.6666666666667 31 38.8 44.4

890 2016-01-19 "M" 27.3809360730594 "R" "0" "0" "0" "0" "0" "0" "0" "0" "0" "0" "0" 33 28 37.9 42.1

2016-01-19 "M" 22.0246575342466 "R" "0" "0" "0" "0" "0" "0" "0" "0" "0" "0" "0" 28 28.6666666666667 40.1 38.1

2016-01-19 "M" 21.8821917808219 "R" "0" "0" "0" "0" "0" "0" "0" "0" "0" "0" "0" 23.6666666666667 24 29.9 31.2

2016-01-19 "M" 36.9123287671233 "R" "0" "0" "0" "0" "0" "0" "0" "0" "0" "0" "0" 42 31 40.1 39.4

2016-01-19 "M" 31.7918949771689 "R" "0" "0" "0" "0" "0" "0" "0" "0" "0" "0" "0" 31.6666666666667 27.6666666666667 18.8 27.4

895 2016-01-19 "M" 30.0219178082192 "R" "0" "0" "0" "0" "0" "0" "0" "0" "0" "0" "0" 33 29.6666666666667 38.1 40

2016-01-19 "M" 34.5562785388128 "L" "1" "1" "1" "1" "1" "1" "1" "1" "1" "1" "1" 36.6666666666667 41 14.7 24.6

2016-01-19 "F" 72.8986301369863 "R" "0" "0" "0" "0" "0" "0" "0" "0" "0" "0" "0" 45.6666666666667 51.3333333333333 15.3 16.2

2016-01-19 "F" 32.7918949771689 "L" "1" "1" "1" "1" "1" "1" "1" "1" "1" "1" "1" 24 35.6666666666667 16.1 10.1

2016-01-19 "M" 40.186301369863 "R" "0" "0" "0" "0" "0" "0" "0" "0" "0" "0" "0" 31 25.3333333333333 39.4 43.1

900 2016-01-19 "M" 36.9671232876712 "L" "1" "1" "1" "1" "1" "1" "1" "1" "0" "1" "1" 20.6666666666667 30.3333333333333 46.5 41.1

2016-01-19 "M" 35.1150684931507 "R" "0" "0" "0" "0" "0" "0" "0" "0" "0" "0" "0" 19.6666666666667 24 51.5 44.8

2016-01-19 "M" 66.4794520547945 "R" "0" "0" "0" "0" "0" "0" "0" "0" "0" "0" "0" 30 31.3333333333333 27.5 27.9

2016-01-19 "M" 37.4658675799087 "R" "0" "0" "0" "0" "0" "0" "0" "0" "0" "0" "0" 36.6666666666667 34.3333333333333 39.3 42.8

2016-01-19 "M" 35.0356164383562 "R" "0" "0" "0" "0" "0" "0" "0" "0" "0" "0" "0" 27 23.3333333333333 45.6 48.4

905 2016-01-19 "M" 26.5699771689498 "R" "0" "0" "0" "0" "0" "0" "0" "0" "0" "0" "0" NA NA 42.2 42.1

2016-01-19 "M" 41.3150684931507 "L" "1" "1" "1" "1" "1" "1" "1" "1" "1" "1" "1" 28.6666666666667 30.6666666666667 53.5 43.4

2016-01-19 "M" 42.7534246575342 "L" "1" "1" "1" "1" "1" "1" "1" "1" "1" "1" "1" 17.6666666666667 26 27.8 27.3

2016-01-19 "M" 44.2219178082192 "R" "0" "0" "0" "0" "0" "0" "0" "0" "0" "0" "0" 33.3333333333333 32.3333333333333 25.6 22.4

2016-01-19 "M" 60.7835616438356 "L" "1" "1" "1" "1" "1" "1" "1" "1" "0" "1" "1" NA NA 33.7 30.9

910 2016-01-19 "F" 40.4109589041096 "R" "0" "0" "0" "0" "0" "0" "0" "0" "0" "0" "0" 27 24.6666666666667 26.4 34.7

2016-01-19 "M" 59.5917808219178 "L" "1" "1" "1" "1" "1" "1" "1" "1" "0" "1" "1" 37.6666666666667 40.6666666666667 24.5 20.1

2016-01-19 "M" 65.8712328767123 "L" "1" "1" "1" "1" "1" "1" "1" "1" "0" "1" "1" 41.3333333333333 35.6666666666667 19.8 17.2

2016-01-19 "M" 43.7643835616438 "R" "0" "0" "0" "0" "0" "0" "0" "0" "0" "0" "0" 21 25.6666666666667 38.2 37.4

2016-01-19 "M" 50.1342465753425 "R" "0" "0" "0" "0" "0" "0" "0" "0" "0" "0" "0" 26.3333333333333 22.3333333333333 35.1 34.9

915 2016-01-19 "M" 35.7590182648402 "R" "0" "0" "0" "0" "0" "0" "0" "0" "0" "0" "0" "0" 29.6666666666667 25.3333333333333 46.9 49
2016-01-19 "F" 57.3780821917808 "R" "0" "0" "0" "0" "0" "0" "0" "0" "0" "0" "0" "0" 27.3333333333333 27.6666666666667 21.4 20.2
2016-01-19 "F" 52.0383561643836 "R" "0" "0" "0" "0" "0" "0" "0" "0" "0" "0" "0" "0" 26.3333333333333 27.6666666666667 27.1 28.5
2016-01-19 "M" 45.586301369863 "R" "0" "0" "0" "0" "0" "0" "0" "0" "0" "0" "0" "0" 23.6666666666667 20.6666666666667 32.9 36
2016-01-19 "M" 22.0630136986301 "R" "0" "0" "0" "0" "0" "0" "0" "0" "0" "0" "0" "0" 28 17.3333333333333 26.2 30.3
920 2016-01-19 "M" 44.6493150684932 "R" "0" "0" "0" "0" "0" "0" "0" "0" "0" "0" "0" "0" 30 29.3333333333333 38.3 40.5
2016-01-19 "M" 25.2438356164384 "R" "0" "0" "0" "0" "0" "0" "0" "0" "0" "0" "0" "0" 40 30 34.3 37.3
2016-01-19 "M" 39.1260273972603 "R" "0" "0" "0" "0" "0" "0" "0" "0" "0" "0" "0" "0" 31.6666666666667 21.6666666666667 31.7 33.3
2016-01-19 "M" 39.8220319634703 "R" "0" "0" "0" "0" "0" "0" "0" "0" "0" "0" "0" "0" 25.3333333333333 22 36.3 40.5
2016-01-19 "M" 28.5727168949772 "L" "1" "1" "1" "1" "1" "1" "1" "1" "1" "1" "1" "1" 20 22.6666666666667 34.8 36.8
925 2016-01-19 "M" 26.8165525114155 "R" "0" "0" "0" "0" "0" "0" "0" "0" "0" "0" "0" "0" 22.6666666666667 26.6666666666667 37.9 38.7
2016-01-19 "M" 20.5973744292237 "L" "1" "1" "1" "1" "1" "1" "1" "1" "1" "1" "1" "1" 25 42.3333333333333 28.4 26.3
2016-01-20 "M" 19.4850456621005 "L" "1" "1" "1" "1" "1" "1" "1" "1" "0" "1" "1" "1" "1" 25 21 28.2 28.8
2016-01-20 "M" 15.6357305936073 "R" "0" "0" "0" "0" "0" "0" "0" "0" "0" "0" "0" "0" 29.6666666666667 30.3333333333333 22.2 19.8
2016-01-20 "F" 28.013698630137 "R" "0" "0" "0" "0" "0" "0" "0" "0" "0" "0" "0" "0" 29 25 15.2 14.5
930 2016-01-20 "M" 32.4275114155251 "R" "0" "0" "0" "0" "0" "0" "0" "0" "0" "0" "0" "0" 26.3333333333333 25.6666666666667 44.7 47
2016-01-20 "F" 60.7534246575342 "R" "0" "0" "0" "0" "0" "0" "0" "0" "0" "0" "0" "0" 36.3333333333333 30.6666666666667 18.7 24.3
2016-01-20 "M" 43.3095890410959 "R" "0" "0" "0" "0" "0" "0" "0" "0" "0" "0" "0" "0" 26 21 26.5 22.8
2016-01-20 "M" 25.6083333333333 "R" "0" "0" "0" "0" "0" "0" "0" "0" "0" "0" "0" "0" 25.6666666666667 22 33 31.8
2016-01-20 "M" 30.5754566210046 "L" "1" "1" "1" "1" "1" "1" "1" "1" "0" "1" "1" "1" "1" 29 28 26.2 27.6
935 2016-01-20 "M" 26.509703196347 "R" "0" "0" "0" "0" "0" "0" "0" "0" "0" "0" "0" "0" 33 28.3333333333333 35.8 41.8
2016-01-20 "M" NA "L" "1" "1" "1" "1" "1" "1" "1" "1" "0" "1" "1" "1" "1" 30 32 31.9 26.8
2016-01-20 "M" 20.9315068493151 "R" "0" "0" "0" "0" "0" "0" "0" "0" "0" "0" "0" "0" 34.3333333333333 26.3333333333333 38.2 39.4
2016-01-20 "M" 22.6384703196347 "R" "0" "0" "0" "0" "0" "0" "0" "0" "0" "0" "0" "0" 41.3333333333333 21.6666666666667 43.2 41.3
2016-01-20 "M" 18.8493150684932 "R" "0" "0" "0" "0" "0" "0" "0" "0" "0" "0" "0" "0" 24 21.6666666666667 40.1 44.7
940 2016-01-20 "M" 21.2876712328767 "R" "0" "1" "0" "0" "0" "0" "0" "0" "0" "0" "0" "0" 29.6666666666667 23.3333333333333 37 40.7
2016-01-20 "M" 35.9643835616438 "L" "1" "1" "1" "1" "1" "1" "1" "1" "1" "1" "1" "1" 24 25.3333333333333 37.1 27.8
2016-01-20 "M" 35.4412100456621 "R" "0" "0" "0" "0" "0" "0" "0" "0" "0" "0" "0" "0" 47.3333333333333 31.3333333333333 33 38.6
2016-01-20 "M" 57.2712328767123 "R" "0" "0" "0" "0" "0" "0" "0" "0" "0" "0" "0" "0" 26 24.6666666666667 32.1 32.8
2016-01-20 "F" 45.3178082191781 "L" "1" "1" "1" "1" "1" "1" "1" "1" "0" "1" "1" "1" "1" 18.6666666666667 24 30.5 23.4
945 2016-01-20 "M" 44.5178082191781 "L" "1" "1" "1" "1" "1" "1" "1" "1" "0" "1" "1" "1" "1" 28.6666666666667 33 36.8 32.3
2016-01-20 "M" 34.2904109589041 "R" "0" "0" "0" "0" "0" "0" "0" "0" "0" "0" "0" "0" 27 27 29.5 33.7
2016-01-20 "M" 41.0438356164384 "R" "0" "0" "0" "0" "0" "0" "0" "0" "0" "0" "0" "0" 25.3333333333333 22.3333333333333 42.3 47.2
2016-01-20 "M" 37.9095890410959 "R" "0" "0" "0" "0" "0" "0" "0" "0" "0" "0" "0" "0" 25.6666666666667 23.3333333333333 44.4 54.1
2016-01-21 "F" 58.0821917808219 "R" "0" "0" "0" "0" "0" "0" "0" "0" "0" "0" "0" "0" 33 29.6666666666667 22.9 25
950 2016-01-21 "F" 47.5561643835616 "L" "1" "1" "0" "1" "1" "1" "1" "1" "0" "1" "1" "1" "1" 24 25 23.8 24.4
2016-01-21 "F" 33.6329908675799 "L" "1" "1" "1" "1" "1" "1" "1" "1" "1" "1" "1" "1" 23 27.6666666666667 29.6 24.3
2016-01-21 "M" 38.5453196347032 "R" "0" "0" "0" "0" "0" "0" "0" "0" "0" "0" "0" "0" 34.6666666666667 23.6666666666667 49.1 50.1
2016-01-21 "F" 37.4384703196347 "R" "0" "0" "0" "0" "0" "0" "0" "0" "0" "0" "0" "0" 26 27 33.2 36
2016-01-21 "F" 38.7562785388128 "R" "0" "0" "0" "0" "0" "0" "0" "0" "0" "0" "0" "0" 28.3333333333333 29.3333333333333 18.8 15.9
955 2016-01-21 "F" 32.764497716895 "R" "0" "0" "0" "0" "0" "0" "0" "0" "0" "0" "0" "0" 50.3333333333333 39.3333333333333 NA NA
2016-01-21 "F" 48.1260273972603 "R" "0" "0" "0" "0" "0" "0" "0" "0" "0" "0" "0" "0" 29.3333333333333 25.6666666666667 18.6 18.9
2016-01-21 "M" 71.7288812785388 "R" "0" "0" "0" "0" "0" "0" "0" "0" "0" "0" "0" "0" 33.3333333333333 28 25.1 27.8
2016-01-21 "M" 38.3369863013699 "R" "0" "0" "0" "0" "0" "0" "0" "0" "0" "0" "0" "0" 22.6666666666667 21 40.6 42.7
2016-01-21 "M" 67.7534246575343 "R" "0" "0" "0" "0" "0" "0" "0" "0" "0" "0" "0" "0" 34.6666666666667 26.6666666666667 25.2 24.2
960 2016-01-21 "M" 54.5945205479452 "R" "0" "0" "0" "0" "0" "0" "0" "0" "0" "0" "0" "0" 31.3333333333333 31.6666666666667 30 31.9
2016-01-21 "F" 35.6768264840183 "R" "0" "0" "0" "0" "0" "0" "0" "0" "0" "0" "0" "0" 25 23.6666666666667 22 28
2016-01-21 "F" 20.8110730593607 "R" "0" "0" "0" "0" "0" "0" "0" "0" "0" "0" "0" "0" 29.3333333333333 22.6666666666667 24.1 25.1
2016-01-21 "M" 44.8876712328767 "R" "0" "0" "0" "0" "0" "0" "0" "0" "0" "0" "0" "0" 25 25.3333333333333 25.8 34.3
2016-01-21 "M" 51.2 "L" "0" "1" "1" "1" "1" "1" "1" "1" "0" "1" "1" "1" "1" 27.3333333333333 28.6666666666667 31.9 28.3
965 2016-01-21 "M" 31.1698630136986 "R" "0" "0" "0" "0" "0" "0" "0" "0" "0" "0" "0" "0" 20 21 50.7 50.8
2016-01-21 "F" 30.5453196347032 "L" "0" "0" "1" "1" "0" "1" "1" "1" "0" "1" "1" "1" "1" 19 23.6666666666667 27.7 28.1

2016-01-21 "M" 36.8110730593607 "R" "0" "0" "0" "0" "0" "0" "0" "0" "0" "0" "0" "0" 31 24 34.1 30.8

2016-01-21 "M" 31.2054794520548 "R" "0" "0" "0" "0" "0" "0" "0" "0" "0" "0" "0" "0" "0" 25 24.33333333333333 38.4 38.8

2016-01-21 "M" 33.7562785388128 "R" "0" "0" "0" "0" "0" "0" "0" "0" "0" "0" "0" "0" "0" 30 26.33333333333333 33.1 39.1

970 2016-01-21 "M" 52.8986301369863 "R" "0" "0" "0" "0" "0" "0" "0" "0" "0" "0" "0" "0" "0" 27.33333333333333 25.66666666666667 32.3 36.3

2016-01-21 "M" 30.6357305936073 "L" "1" "1" "1" "1" "1" "1" "1" "1" "1" "1" "1" "1" "1" 21.33333333333333 25.66666666666667 41.7 43.6

2016-01-21 "M" 42.8356164383562 "R" "0" "0" "0" "0" "0" "0" "0" "0" "0" "0" "0" "0" "0" 27.33333333333333 28 37.7 41.3

2016-01-22 "M" 44.2493150684932 "R" "0" "0" "0" "0" "0" "0" "0" "0" "0" "0" "0" "0" "0" 25.33333333333333 24.66666666666667 34.5 35.8

2016-01-22 "M" 45.0684931506849 "R" "0" "0" "0" "0" "0" "0" "0" "0" "0" "0" "0" "0" "0" 21.66666666666667 20 43.7 43.7

975 2016-01-22 "M" 22.5754566210046 "L" "1" "1" "1" "1" "1" "1" "1" "1" "1" "1" "1" "1" "1" 20 20.33333333333333 41.1 37.5

2016-01-22 "F" 41.1205479452055 "R" "0" "0" "0" "0" "0" "0" "0" "0" "0" "0" "0" "0" "0" 29.93 33.53 23.3 20.8

2016-01-22 "F" 40.6904109589041 "R" "0" "0" "0" "0" "0" "0" "0" "0" "0" "0" "0" "0" "0" 23.04666666666667 20.725 25.5 27.7

2016-01-22 "M" 48.6821917808219 "R" "0" "0" "0" "0" "0" "0" "0" "0" "0" "0" "0" "0" "0" 28.33333333333333 27.31 39.1 41.9

2016-01-22 "M" 51.5452054794521 "R" "0" "0" "0" "0" "0" "0" "0" "0" "0" "0" "0" "0" "0" 30.93333333333333 23.93333333333333 40.5 40.1

980 2016-01-22 "M" 48.9534246575342 "R" "0" "0" "0" "0" "0" "0" "0" "0" "0" "0" "0" "0" "0" 28.16666666666667 26.43333333333333 28.8 30.6

2016-01-22 "M" 32.9890410958904 "R" "0" "0" "0" "0" "0" "0" "0" "0" "0" "0" "0" "0" "0" 20 18.76666666666667 51.4 49.7

2016-01-23 "F" 21.578196347032 "L" "1" "1" "1" "1" "1" "1" "1" "1" "1" "0" "1" "1" "1" 20 28.66666666666667 28.6 25.2

2016-01-23 "M" 27.3809360730594 "R" "0" "0" "0" "0" "0" "0" "0" "0" "0" "0" "0" "0" "0" 22.66666666666667 19.33333333333333 39.3 32.1

2016-01-23 "F" 16.5453196347032 "R" "0" "0" "0" "0" "0" "0" "0" "0" "0" "0" "0" "0" "0" 34.66666666666667 21 21.1 22.1

985 2016-01-23 "M" 17.0191780821918 "R" "0" "0" "0" "0" "0" "0" "0" "0" "0" "0" "0" "0" "0" 26 24 18.6 24

2016-01-23 "M" 26.3617579908676 "R" "0" "0" "0" "0" "0" "0" "0" "0" "0" "0" "0" "0" "0" 23.66666666666667 19.66666666666667 39.9 35.5

2016-01-23 "M" 33.3699771689498 "L" "1" "1" "1" "1" "1" "1" "1" "1" "1" "0" "1" "1" "1" 22 23.66666666666667 35.6 41.8

2016-01-23 "M" 26.1068493150685 "R" "0" "0" "0" "0" "0" "0" "0" "0" "0" "0" "0" "0" "0" 25.33333333333333 23.66666666666667 43.8 43.9

2016-01-23 "M" 28.1890410958904 "R" "0" "0" "0" "0" "0" "0" "0" "0" "0" "0" "0" "0" "0" 26.33333333333333 19.33333333333333 32.7 39.6

990 2016-01-23 "M" 21.2958904109589 "R" "0" "0" "0" "0" "0" "0" "0" "0" "0" "0" "0" "0" "0" 25 20.66666666666667 37.2 39.6

2016-01-23 "M" 38.0328767123288 "R" "0" "0" "0" "0" "0" "0" "0" "0" "0" "0" "0" "0" "0" 29.66666666666667 24 40.6 42.9

2016-01-23 "M" 23.2794520547945 "L" "1" "1" "1" "1" "1" "1" "1" "1" "1" "1" "1" "1" "1" NA NA 40.5 35.4

2016-01-23 "M" 26.9698630136986 "R" "0" "0" "0" "0" "0" "0" "0" "0" "0" "0" "0" "0" "0" 29 22.66666666666667 40.5 37.2

2016-01-23 "M" 34.0246575342466 "R" "0" "0" "0" "0" "0" "0" "0" "0" "0" "0" "0" "0" "0" 24 20.66666666666667 41.6 46.6

995 2016-01-23 "M" 34.0246575342466 "R" "0" "0" "0" "0" "0" "0" "0" "0" "0" "0" "0" "0" "0" 54.33333333333333 54 29.4 27.9

2016-01-23 "M" 39.7754566210046 "R" "0" "0" "0" "0" "0" "0" "0" "0" "0" "0" "0" "0" "0" 24.33333333333333 27.33333333333333 36.6 43.8

2016-01-23 "M" 41.6027397260274 "R" "0" "0" "0" "0" "0" "0" "0" "0" "0" "0" "0" "0" "0" 23.66666666666667 17 22.2 22.9

2016-01-23 "M" 76.4082191780822 "R" "0" "0" "0" "0" "0" "0" "0" "0" "0" "0" "0" "0" "0" 44.33333333333333 28.33333333333333 20.4 24.4

2016-01-23 "M" 58.8438356164384 "R" "0" "0" "0" "0" "0" "0" "0" "0" "0" "0" "0" "0" "0" 32 25.33333333333333 34.2 34.4

1000 2016-01-23 "M" 75.6138127853881 "R" "0" "0" "0" "0" "0" "0" "0" "0" "0" "0" "0" "0" "0" 34 33.33333333333333 30.8 32.3

2016-01-23 "M" NA "R" "0" "0" "0" "0" "0" "0" "0" "0" "0" "0" "0" "0" "0" 50 64 13.1 11.9

2016-01-23 "F" 27.6439497716895 "R" "0" "0" "0" "0" "0" "0" "0" "0" "0" "0" "0" "0" "0" 32 25.33333333333333 25.4 28.3

2016-01-23 "F" 32.378196347032 "R" "0" "0" "0" "0" "0" "0" "0" "0" "0" "0" "0" "0" "0" 26 22.66666666666667 22.3 27.5

2016-01-23 "M" 34.6055936073059 "R" "0" "0" "0" "0" "0" "0" "0" "0" "0" "0" "0" "0" "0" 18 19 37.8 44.9

1005 2016-01-23 "F" NA "R" "0" "0" "0" "0" "0" "0" "0" "0" "0" "0" "0" "0" "0" NA NA 17.5 18.6

2016-01-23 "M" 55.5150684931507 "L" "1" "1" "1" "1" "1" "1" "1" "1" "1" "0" "0" "0" "0" 31.66666666666667 38 41.7 34.3

2016-01-23 "M" 25.0794520547945 "R" "0" "0" "0" "0" "0" "0" "0" "0" "0" "0" "0" "0" "0" 24 26 33.1 38.3

2016-01-23 "F" 25.5809360730594 "R" "0" "0" "0" "0" "0" "0" "0" "0" "0" "0" "0" "0" "0" 26.33333333333333 23.33333333333333 21.6 24.1

2016-01-23 "F" 14.6302511415525 "R" "0" "0" "0" "0" "0" "0" "0" "0" "0" "0" "0" "0" "0" 30 26 21 25.2

1010 2016-01-23 "F" 43.8356164383562 "R" "0" "0" "0" "0" "0" "0" "0" "0" "0" "0" "0" "0" "0" 33 26 20.8 21.3

2016-01-23 "M" 18.7453196347032 "R" "0" "0" "0" "0" "0" "0" "0" "0" "0" "0" "0" "0" "0" 29.33333333333333 28.33333333333333 35.2 39.1

2016-01-23 "F" 13.6603881278539 "R" "0" "0" "0" "0" "0" "0" "0" "0" "0" "0" "0" "0" "0" 32.33333333333333 23 19 21.2

2016-01-23 "F" 13.6302511415525 "R" "0" "0" "0" "0" "0" "0" "0" "0" "0" "0" "0" "0" "0" 36.33333333333333 22.66666666666667 12 20.2

2016-01-24 "F" NA "L" "1" "1" "1" "1" "1" "1" "1" "1" "1" "1" "1" "1" "1" 44.57333333333333 29.30666666666667 36.7 29.2

1015 2016-01-24 "M" 25.1178082191781 "R" "0" "0" "0" "0" "0" "0" "0" "0" "0" "0" "0" "0" "0" 37.99 29.97666666666667 34.8 40.1

2016-01-24 "M" 55.3287671232877 "R" "0" "0" "0" "0" "0" "0" "0" "0" "0" "0" "0" "0" "0" 36.12333333333333 34.12333333333333 20.9 27.2

2016-01-24 "M" 25.3453196347032 "L" "1" "1" "1" "1" "1" "1" "1" "1" "1" "0" "1" "1" "1" 20.43666666666667 21.47 47.1 47.8

2016-01-24 "M" 30.2931506849315 "R" "0" "0" "0" "0" "0" "0" "0" "0" "0" "0" "0" "0" "0" 27.39333333333333 21.55666666666667 31.9 41

2016-01-24 "F" 20.4412100456621 "R" "0" "0" "0" "0" "0" "0" "0" "0" "0" "0" "0" "0" 28.14333333333333 20.6 26.7 30.8
 1020 2016-01-24 "M" 21.6192922374429 "R" "0" "0" "0" "0" "0" "0" "0" "0" "0" "0" "0" "0" 30.98333333333333 24.48 46.6 44.6
 2016-01-24 "M" 26.4631278538813 "L" "1" "1" "1" "1" "1" "1" "1" "1" "1" "1" "1" "1" 28.63333333333333 28.75 36.4 38.3
 2016-01-24 "M" 41.9342465753425 "R" "0" "0" "0" "0" "0" "0" "0" "0" "0" "0" "0" "0" 29.05333333333333 19.97666666666667 31.5 34.3
 2016-01-24 "F" 21.1972602739726 "R" "0" "0" "0" "0" "0" "0" "0" "0" "0" "0" "0" "0" 26.44666666666667 19.36 22 23.4
 2016-01-24 "M" 26.4795662100457 "R" "0" "0" "0" "0" "0" "0" "0" "0" "0" "0" "0" "0" 29.14333333333333 31.79333333333333 38.2 40.8
 1025 2016-01-24 "M" 36.0876712328767 "L" "1" "1" "1" "1" "1" "1" "1" "1" "1" "1" "1" "1" 21.56666666666667 29.37333333333333 43.1 40
 2016-01-24 "M" 46.3643835616438 "R" "0" "0" "0" "0" "0" "0" "0" "0" "0" "0" "0" "0" 27.65 22.77333333333333 34.7 39.7
 2016-01-24 "F" 42.9068493150685 "R" "0" "0" "0" "0" "0" "0" "0" "0" "0" "0" "0" "0" 29.10666666666667 22.41666666666667 25.1 30.6
 2016-01-24 "M" 61.5452054794521 "R" "0" "0" "0" "0" "0" "0" "0" "0" "0" "0" "0" "0" 44.08333333333333 52.16333333333333 28.5 32.1
 2016-01-24 "M" 31.4439497716895 "R" "0" "0" "0" "0" "0" "0" "0" "0" "0" "0" "0" "0" 28.36666666666667 25.27666666666667 40.1 40.4
 1030 2016-01-24 "M" 38.9917808219178 "L" "1" "1" "1" "1" "1" "1" "1" "1" "0" "1" "1" "1" 18.02333333333333 21.94333333333333 30.5 28
 2016-01-24 "M" 22.2876712328767 "R" "0" "0" "0" "0" "0" "0" "0" "0" "0" "0" "0" "0" 41.45 33.47333333333333 29.2 25.2
 2016-01-24 "M" 19.3316210045662 "R" "0" "0" "0" "0" "0" "0" "0" "0" "0" "0" "0" "0" 28.82333333333333 23.39333333333333 40.3 43
 2016-01-24 "F" 18.9068493150685 "R" "0" "0" "0" "0" "0" "0" "0" "0" "0" "0" "0" "0" 30.76 27.9 28.7 28
 2016-01-24 "M" 17.6494292237443 "R" "0" "0" "0" "0" "0" "0" "0" "0" "0" "0" "0" "0" 29.70333333333333 26.75 37.9 33.1
 1035 2016-01-24 "M" 19.6439497716895 "R" "0" "0" "0" "0" "0" "0" "0" "0" "0" "0" "0" "0" 25.12 21.29333333333333 43.3 48
 2016-01-24 "M" 21.2876712328767 "R" "0" "0" "0" "0" "0" "0" "0" "0" "0" "0" "0" "0" 25.49333333333333 23.40666666666667 35.5 NA